

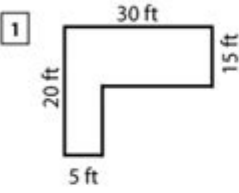
# Area Of Complex Shapes Worksheet

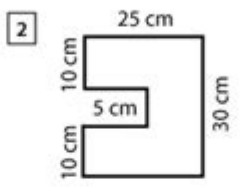
Name : \_\_\_\_\_

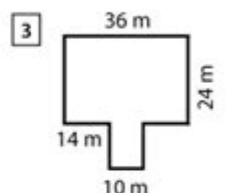
Score : \_\_\_\_\_ Date : \_\_\_\_\_

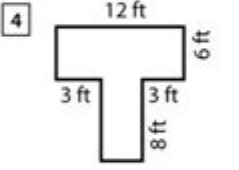
**MATH MONKS**

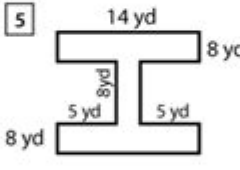
**Area of Composite Rectangles**

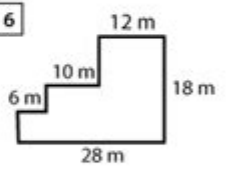
1  Area = \_\_\_\_\_

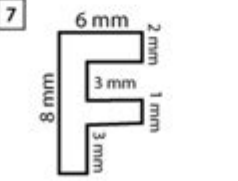
2  Area = \_\_\_\_\_

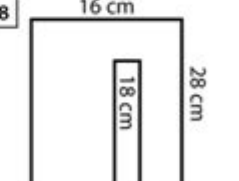
3  Area = \_\_\_\_\_

4  Area = \_\_\_\_\_

5  Area = \_\_\_\_\_

6  Area = \_\_\_\_\_

7  Area = \_\_\_\_\_

8  Area = \_\_\_\_\_

## Area of Complex Shapes Worksheet

Understanding the area of complex shapes is a fundamental aspect of geometry that has practical applications in various fields such as architecture, engineering, and urban planning. This article provides a comprehensive overview of an "Area of Complex Shapes Worksheet," including its importance, components, methods for calculating the area, and practical applications. We will explore the types of complex shapes often encountered, share techniques for breaking them down into manageable parts, and provide examples to enhance comprehension.

# Understanding Complex Shapes

Complex shapes are figures that do not conform to standard geometric formulas. These shapes can be composed of various simple geometric figures like rectangles, triangles, circles, and polygons. To calculate the area of complex shapes, one often needs to break them down into simpler components, calculate the area of those components, and then combine these areas to find the total.

## Examples of Complex Shapes

Complex shapes can vary widely, but some common examples include:

1. **Composite Figures:** These are made up of two or more simple shapes. For instance, a shape that consists of a rectangle and a semicircle on top.
2. **Irregular Polygons:** Shapes with sides and angles that are not uniform. An example is a pentagon with sides of varying lengths.
3. **Curvilinear Shapes:** Figures that include curves, such as ellipses or shapes bounded by arcs.
4. **Trapezoids and Parallelograms:** These can be considered complex due to their non-standard angles and side lengths.

## Importance of Calculating Area

Calculating the area of complex shapes is crucial for several reasons:

- **Practical Applications:** Knowing the area is essential in various real-world scenarios, such as determining the amount of paint needed for a wall, the size of a garden, or the surface area for roofing.
- **Understanding Space:** In fields like architecture and interior design, understanding how to calculate area helps in optimizing space and resources.
- **Mathematical Proficiency:** Mastering the area of complex shapes reinforces geometric concepts, enhancing overall mathematical skills.

# Components of an Area of Complex Shapes Worksheet

A well-structured worksheet for practicing the area of complex shapes typically includes the following components:

- **Introduction Section:** A brief overview of what the worksheet will cover, including the objective of learning to calculate areas of complex shapes.
- **Examples and Diagrams:** Visual representations of complex shapes with labeled dimensions. This helps students visualize the problems they are solving.
- **Step-by-Step Instructions:** Detailed guidance on how to approach calculating the area of each shape.
- **Practice Problems:** A series of problems with varying levels of complexity for students to solve, promoting independent practice.
- **Answer Key:** A section providing solutions to the practice problems, enabling students to check their work.

## Methods for Calculating the Area of Complex Shapes

Calculating the area of complex shapes typically involves a few key methods:

### 1. Decomposing the Shape

One of the most effective strategies for finding the area of complex shapes is to decompose the shape into simpler, recognizable parts. Here's how it works:

- **Identify Simple Shapes:** Look for rectangles, triangles, circles, or other simple shapes within the complex figure.
- **Calculate Individual Areas:** Use standard area formulas for each of the identified shapes. For example:
  - Rectangle:  $\text{Area} = \text{length} \times \text{width}$
  - Triangle:  $\text{Area} = (\text{base} \times \text{height}) / 2$
  - Circle:  $\text{Area} = \pi \times \text{radius}^2$
- **Combine Areas:** Add or subtract the areas of the simple shapes to find the total area of the complex shape.

## 2. Using Geometric Formulas

Some complex shapes may have specific geometric formulas that can be applied. For example:

- Trapezoid:  $\text{Area} = (\text{base1} + \text{base2}) / 2 \times \text{height}$
- Parallelogram:  $\text{Area} = \text{base} \times \text{height}$

When dealing with more advanced shapes, such as those involving curves, calculus may be required.

## 3. Graphical Methods

For certain complex shapes, particularly those with curves or irregular boundaries, graphical methods can be useful:

- Grid Method: Overlay a grid on the shape and count the full and partial squares to estimate the area.
- Integration: For shapes with curves, calculus can be used to find the area under a curve or between two curves.

## Practical Examples

To solidify understanding, let's go through a couple of examples of calculating the area of complex shapes:

### Example 1: Composite Figure

Consider a composite figure made up of a rectangle and a semicircle on top.

- Dimensions:
- Rectangle: Length = 10 cm, Width = 4 cm
- Semicircle: Diameter = 4 cm (thus, radius = 2 cm)

Step 1: Calculate the area of the rectangle:

- Area of rectangle = length  $\times$  width = 10 cm  $\times$  4 cm = 40 cm<sup>2</sup>

Step 2: Calculate the area of the semicircle:

- Area of semicircle =  $(\pi \times \text{radius}^2) / 2 = (\pi \times 2^2) / 2 = 2\pi \text{ cm}^2 \approx 6.28 \text{ cm}^2$

Step 3: Combine the areas:

$$\text{- Total Area} = \text{Area of rectangle} + \text{Area of semicircle} = 40 \text{ cm}^2 + 6.28 \text{ cm}^2 \approx 46.28 \text{ cm}^2$$

## Example 2: Irregular Polygon

Consider an irregular pentagon with the following vertices: (0,0), (4,0), (5,3), (2,4), and (0,3).

Step 1: Divide the pentagon into triangles or rectangles.

Step 2: Use the Shoelace Theorem for a more advanced calculation:

$$\text{- Area} = 0.5 \times |\Sigma (x_i y_{i+1} - y_i x_{i+1})|$$

Step 3: Input the coordinates into the formula to compute the area.

## Conclusion

The area of complex shapes worksheet is an invaluable tool for students and professionals alike. By mastering the methods of decomposing shapes, utilizing geometric formulas, and applying graphical techniques, one can confidently solve problems involving complex figures. Practicing with diverse examples enhances understanding and prepares individuals for practical applications in real-world scenarios. As geometry continues to be a foundational aspect of mathematics, the ability to calculate areas of complex shapes remains a vital skill across various disciplines.

## Frequently Asked Questions

### What is the purpose of an area of complex shapes worksheet?

The purpose of an area of complex shapes worksheet is to help students practice calculating the area of shapes that are not simple rectangles or circles, often by breaking them down into simpler components.

### What types of shapes are typically included in an area of complex shapes worksheet?

Typically, these worksheets include a variety of shapes such as triangles, trapezoids, irregular polygons, and composite figures that combine multiple shapes.

## How do you determine the area of a composite shape?

To determine the area of a composite shape, you break it down into simpler shapes, calculate the area of each individual shape, and then sum those areas together.

What formulas are commonly used in an area of complex shapes worksheet?

Common formulas include the area of a rectangle (length x width), area of a triangle ( $\frac{1}{2} \times \text{base} \times \text{height}$ ), area of a trapezoid ( $\frac{(\text{base1} + \text{base2}) \times \text{height}}{2}$ ), and the area of a circle ( $\pi \times \text{radius}^2$ ).

## Are area of complex shapes worksheets suitable for all grade levels?

Area of complex shapes worksheets are generally more suitable for upper elementary and middle school students, but can be adapted for high school students as well, depending on the complexity of the shapes involved.

## What skills can students develop by completing area of complex shapes worksheets?

Students can develop skills in spatial reasoning, mathematical problem-solving, and the ability to apply geometric concepts in practical situations.

## Where can teachers find area of complex shapes worksheets for their students?

Teachers can find area of complex shapes worksheets online on educational websites, in math textbooks, or by creating their own tailored worksheets using geometry software.

Find other PDF article:

<https://soc.up.edu.ph/08-print/pdf?ID=GkG34-2227&title=awesafe-gun-safe-manual.pdf>

# Area Of Complex Shapes Worksheet

**“area” “region” “zone” “district”** □□□□□□ □□□□

area 60 years ago, half French people were still living in the rural area. region ...

00000000 0000 000 0000 0000000000 00000860000000000000000000000000 00000 1000000000000  
 00000000 ...

[illegible]

025 0510 0511 0512 0513  
0514 0515 ...

0571 0574 0577 0575 0572 0573 0579 0570  
0576 0578 0580 ...

020066+075+076+ " " ...

Sep 6, 2024 · wlandWland1. \*\*\*\* ...

+0086 3...86  
28 ...

□□□□□□□□□□□□□□ 1□0551—□□□ 2□0552—□□□ 3□0553—□□□ 4□0554—□□□ 5□0555—□□□□ 6□0556—□□□  
7□0557—□□□ 8□0558—□□□□□□ 9 ...

Feb 4, 2025 · manwa.com 日本語 | English | 中文 | 繁體中文 | العربية | हिन्दी | বাংলা | ગુજરાતી | తెలుగు | தமிழ் | བོད་སྐད་ | ལྷན་སྐྱེའི་སྐད་ | မြန်မာစာ | বাংলা | ગુજરાતી | తెలుగు | தமிழ் | བོད་སྐད་ | ལྷན་སྐྱེའི་སྐད་ | မြန်မာစာ  
https://manwa.life | https://manwa.biz | https://manwa.asia ...

area 60 years ago, half French people were still living in the rural area. region ...

[illegible][illegible][illegible]

0571 0574 0577 0575 0572 0573 0579 0570  
0576 0578 0580 ...

020066+075+076+ “”  
 ...

Sep 6, 2024 · wland Wland 1. \*\* \*\* ...

+0086 3...86  
28 ...

□□□□□□□□□□□□□□□□ 1□0551—□□□ 2□0552—□□□ 3□0553—□□□ 4□0554—□□□ 5□0555—□□□□ 6□0556—□□□  
7□0557—□□□ 8□0558—□□□□□□ 9 ...

Feb 4, 2025 · [manwa](https://manwa.site) [manwa.life](https://manwa.life) [manwa.biz](https://manwa.biz) [manwa.asia](https://manwa.asia) ...

Master calculating the area of complex shapes with our comprehensive worksheet. Perfect for students and educators—discover how to simplify your math learning today!

[Back to Home](#)