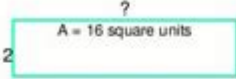
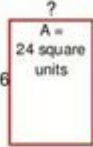


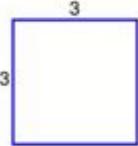

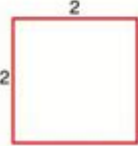



Area And Perimeter Practice Problems

Name: _____ Date: _____

Area / Perimeter Worksheet

<p>1a. Find the missing side length, when the area is 16 square units.</p>  <p>A = 16 square units</p>	<p>1b. Find the missing side length, when the area is 24 square units.</p>  <p>A = 24 square units</p>
<p>2a. Find the perimeter of the rectangle.</p> 	<p>2b. Find the perimeter of the rectangle.</p> 
<p>3a. Find the area of the rectangle.</p> 	<p>3b. Find the missing side length, when the perimeter is 20.</p> 
<p>4a. Find the area of the square.</p> 	<p>4b. Find the area of the rectangle.</p> 

Copyright HomeschoolMath.net - www.HomeschoolMath.net/worksheets. Permission to copy: You are free to copy this worksheet to any number of students for their mathematics work. Do not distribute on websites, books, or any such material without permission.

Area and perimeter practice problems are essential for students to master the concepts of geometry. Understanding these two fundamental measurements is crucial, as they lay the groundwork for more advanced mathematical concepts and real-world applications. This article will delve into the definitions of area and perimeter, provide various practice problems for different geometric shapes, and offer solutions to enhance understanding. Whether you are a student preparing for an exam, a teacher looking for resources, or a parent helping your child, this guide will serve as a valuable resource.

Understanding Area and Perimeter

Before diving into practice problems, it's important to define what area and perimeter are.

What is Area?

Area is defined as the amount of space contained within a two-dimensional shape. It is measured in square units (e.g., square meters, square inches), and different shapes have different formulas for calculating their area.

- Rectangle: $\text{Area} = \text{length} \times \text{width}$
- Square: $\text{Area} = \text{side} \times \text{side}$ (or side^2)
- Triangle: $\text{Area} = (\text{base} \times \text{height})/2$
- Circle: $\text{Area} = \pi \times \text{radius}^2$

What is Perimeter?

Perimeter refers to the total distance around the boundary of a shape. It is measured in linear units (e.g., meters, inches). Like area, different shapes have specific formulas for calculating their perimeter.

- Rectangle: $\text{Perimeter} = 2 \times (\text{length} + \text{width})$
- Square: $\text{Perimeter} = 4 \times \text{side}$
- Triangle: $\text{Perimeter} = \text{side1} + \text{side2} + \text{side3}$
- Circle: $\text{Perimeter (Circumference)} = 2 \times \pi \times \text{radius}$

Practice Problems

Now that we have a solid understanding of area and perimeter, let's move on to some practice problems. We will categorize these problems based on the shape being measured.

Rectangle Problems

1. Problem 1: A rectangle has a length of 10 cm and a width of 5 cm. Calculate the area and perimeter.
2. Problem 2: A rectangle has a perimeter of 36 cm. If the length is 12 cm, what is the width? Calculate the area.
3. Problem 3: The area of a rectangle is 50 square meters, and the width is 5 meters. What is the length? Also, find the perimeter.

Square Problems

1. Problem 4: A square has a side length of 8 inches. Find the area and perimeter.

2. Problem 5: The perimeter of a square is 40 cm. What is the length of one side? Calculate the area.
3. Problem 6: A square has an area of 64 square feet. What is the length of one side? Find the perimeter.

Triangle Problems

1. Problem 7: A triangle has a base of 6 cm and a height of 4 cm. Calculate the area.
2. Problem 8: A triangle has sides measuring 3 cm, 4 cm, and 5 cm. What is the perimeter? Also, calculate the area using Heron's formula.
3. Problem 9: The area of a triangle is 30 square meters, and the base is 10 meters. What is the height? Find the perimeter if the other two sides are 12 meters and 14 meters.

Circle Problems

1. Problem 10: A circle has a radius of 7 cm. Calculate the area and circumference.
2. Problem 11: The circumference of a circle is 31.4 cm. What is the radius? Calculate the area.
3. Problem 12: A circular garden has an area of 78.5 square meters. What is the radius? Find the circumference.

Solutions to Practice Problems

Now, let's solve the problems presented above.

Rectangle Solutions

1. Solution to Problem 1:
- Area = $10 \text{ cm} \times 5 \text{ cm} = 50 \text{ cm}^2$
 - Perimeter = $2 \times (10 \text{ cm} + 5 \text{ cm}) = 30 \text{ cm}$
2. Solution to Problem 2:
- Perimeter = 36 cm; therefore, $2 \times (\text{length} + \text{width}) = 36 \text{ cm}$.
 - Length = 12 cm; hence, $2 \times (12 \text{ cm} + \text{width}) = 36 \text{ cm}$.
 - Width = 6 cm.
 - Area = $12 \text{ cm} \times 6 \text{ cm} = 72 \text{ cm}^2$.
3. Solution to Problem 3:
- Area = 50 m^2 ; Width = 5 m; thus, Length = $\text{Area}/\text{Width} = 50 \text{ m}^2/5 \text{ m} = 10 \text{ m}$.
 - Perimeter = $2 \times (10 \text{ m} + 5 \text{ m}) = 30 \text{ m}$.

Square Solutions

1. Solution to Problem 4:

- Area = $8 \text{ in} \times 8 \text{ in} = 64 \text{ in}^2$
- Perimeter = $4 \times 8 \text{ in} = 32 \text{ in}$.

2. Solution to Problem 5:

- Perimeter = 40 cm; therefore, Length of one side = $40 \text{ cm}/4 = 10 \text{ cm}$.
- Area = $10 \text{ cm} \times 10 \text{ cm} = 100 \text{ cm}^2$.

3. Solution to Problem 6:

- Area = 64 ft^2 ; Length of one side = $\sqrt{64 \text{ ft}^2} = 8 \text{ ft}$.
- Perimeter = $4 \times 8 \text{ ft} = 32 \text{ ft}$.

Triangle Solutions

1. Solution to Problem 7:

- Area = $(6 \text{ cm} \times 4 \text{ cm})/2 = 12 \text{ cm}^2$.

2. Solution to Problem 8:

- Perimeter = $3 \text{ cm} + 4 \text{ cm} + 5 \text{ cm} = 12 \text{ cm}$.
- To find the area using Heron's formula:
- $s = (3 \text{ cm} + 4 \text{ cm} + 5 \text{ cm})/2 = 6 \text{ cm}$.
- Area = $\sqrt{[s \times (s - \text{side1}) \times (s - \text{side2}) \times (s - \text{side3})]} = \sqrt{[6 \times (6 - 3) \times (6 - 4) \times (6 - 5)]} = \sqrt{[6 \times 3 \times 2 \times 1]} = \sqrt{12} = 6 \text{ cm}^2$.

3. Solution to Problem 9:

- Area = 30 m^2 ; Base = 10 m; thus, Height = $(\text{Area} \times 2)/\text{Base} = (30 \text{ m}^2 \times 2)/10 \text{ m} = 6 \text{ m}$.
- Perimeter = $10 \text{ m} + 12 \text{ m} + 14 \text{ m} = 36 \text{ m}$.

Circle Solutions

1. Solution to Problem 10:

- Area = $\pi \times (7 \text{ cm})^2 \approx 153.94 \text{ cm}^2$.
- Circumference = $2 \times \pi \times 7 \text{ cm} \approx 43.98 \text{ cm}$.

2. Solution to Problem 11:

- Circumference = 31.4 cm; therefore, Radius = $\text{Circumference}/(2\pi) \approx 5 \text{ cm}$.
- Area = $\pi \times (5 \text{ cm})^2 \approx 78.54 \text{ cm}^2$.

3. Solution to Problem 12:

- Area = 78.5 m^2 ; Radius = $\sqrt{(\text{Area}/\pi)} \approx 5 \text{ m}$.
- Circumference = $2 \times \pi \times 5 \text{ m} \approx 31.4 \text{ m}$.

Conclusion

In conclusion, area and perimeter practice problems provide a hands-on approach to understanding important geometric concepts. By working through these problems, students can solidify their knowledge and gain confidence in their mathematical abilities. It's crucial to remember the formulas for each shape and to practice regularly. Whether in the classroom, at home, or during self-study, utilizing these practice problems will aid in mastering the fundamentals of geometry.

Frequently Asked Questions

What is the area of a rectangle with a length of 10 cm and a width of 5 cm?

The area is 50 cm², calculated using the formula $\text{Area} = \text{length} \times \text{width}$.

If a square has a perimeter of 36 cm, what is the length of one side?

The length of one side is 9 cm, calculated using the formula $\text{Perimeter} = 4 \times \text{side}$.

How do you find the perimeter of a triangle with sides measuring 6 cm, 8 cm, and 10 cm?

The perimeter is 24 cm, calculated by adding the lengths of all sides: $6 + 8 + 10$.

What is the area of a circle with a radius of 4 cm?

The area is approximately 50.27 cm², calculated using the formula $\text{Area} = \pi \times \text{radius}^2$.

If a rectangle has an area of 72 cm² and a width of 8 cm, what is its length?

The length is 9 cm, calculated using the formula $\text{length} = \text{Area} \div \text{width}$.

A regular pentagon has a perimeter of 50 cm. What is the length of one side?

The length of one side is 10 cm, calculated using the formula $\text{Perimeter} = 5 \times \text{side}$.

What is the area of a trapezoid with bases of 10 cm and 6 cm, and a height of 4 cm?

The area is 32 cm², calculated using the formula $\text{Area} = 0.5 \times (\text{base1} + \text{base2}) \times \text{height}$.

How do you calculate the perimeter of a rectangle if the length is 12 m and the width is 7 m?

The perimeter is 38 m, calculated using the formula $\text{Perimeter} = 2 \times (\text{length} + \text{width})$.

If the radius of a circle is doubled, how does the area change?

The area increases by a factor of four, since $\text{Area} = \pi \times \text{radius}^2$, and doubling the radius squares the increase.

Find other PDF article:

<https://soc.up.edu.ph/34-flow/pdf?trackid=LPO88-8961&title=ivy-tech-assessment-test-answers.pdf>

Area And Perimeter Practice Problems

“area” “region” “zone” “district” □□□□□□ □□□□

area 60 years ago, half French people were still living in the rural area. region ...

$\frac{0}{86} \cdot \dots$

□ □ □ □ □ □ □ □ □ □ □ □ □ □ □ □ □ □ □ □

Apr 27, 2024 · ██████████
██████████+86██████████ ...

□ □ □ □ □ □ □ □ □ □ □ □ □ _ □ □ □ □

025 0510 0511 0512 0513
0514 0515 0516 ...

□ □ □ □ □ □ □ □ □ □ □ □ □ □ □ □ □ □

0571 0574 0577 0575 0572 0573 0579 0570
0576 0578 0580 ...

“area” “region” “zone” “district”

area[] 60 years ago, half French people were still living in the rural area. region[] ...

[illegible]

...

Apr 27, 2024 · 00

□ □ □ □ □ ...

□□□□□□□□□□□□□_□□□□

```
0250510051105120513
0514 ...
```

[illegible]

```
0571 0574 0577 0575 0572 0573 0579 0570
0576 0578 ...
```

Unlock your math skills with our area and perimeter practice problems! Sharpen your understanding and boost your confidence. Learn more today!

[Back to Home](#)