

# Area And Perimeter Worksheets Grade 7

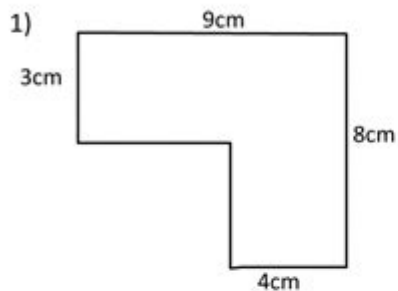
Name \_\_\_\_\_

Date \_\_\_\_\_

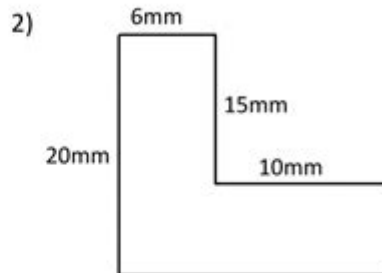


## AREA SHEET 6

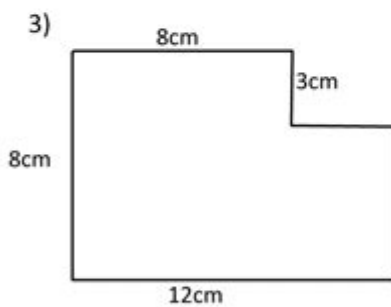
Work out the area of the following shapes by dividing them into rectangles. They are not to scale.



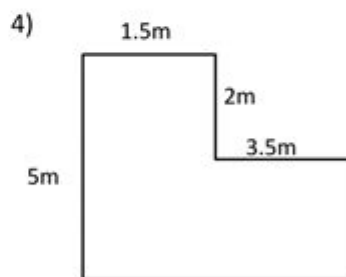
Area = \_\_\_\_\_



Area = \_\_\_\_\_



Area = \_\_\_\_\_



Area = \_\_\_\_\_

*Remember to write down the correct units.*



**Area and perimeter worksheets grade 7** are essential educational tools designed to enhance students' understanding of geometric concepts. In seventh grade, students are typically expected to deepen their knowledge of area and perimeter, not just for basic shapes like squares and rectangles but also for more complex figures such as triangles, parallelograms, trapezoids, and circles. These worksheets serve as practice materials that reinforce theoretical concepts through problem-solving, enabling students to apply their knowledge in various contexts. This article will explore the importance of area and perimeter worksheets, the types of problems they include, and strategies for effectively using these resources in the classroom.

# Understanding Area and Perimeter

Area and perimeter are fundamental concepts in geometry that students encounter early in their education.

## Definition of Area

Area refers to the amount of space contained within a two-dimensional shape. It is measured in square units, such as square centimeters (cm<sup>2</sup>), square meters (m<sup>2</sup>), or square inches (in<sup>2</sup>). The formula for calculating the area varies depending on the shape:

- Rectangle:  $\text{Area} = \text{length} \times \text{width}$
- Square:  $\text{Area} = \text{side}^2$
- Triangle:  $\text{Area} = \frac{1}{2} \times \text{base} \times \text{height}$
- Parallelogram:  $\text{Area} = \text{base} \times \text{height}$
- Trapezoid:  $\text{Area} = \frac{1}{2} \times (\text{base1} + \text{base2}) \times \text{height}$
- Circle:  $\text{Area} = \pi \times \text{radius}^2$

## Definition of Perimeter

Perimeter, on the other hand, is the total distance around a two-dimensional shape. It is measured in linear units, such as centimeters (cm), meters (m), or inches (in). The formula for perimeter also varies by shape:

- Rectangle:  $\text{Perimeter} = 2 \times (\text{length} + \text{width})$
- Square:  $\text{Perimeter} = 4 \times \text{side}$
- Triangle:  $\text{Perimeter} = \text{side1} + \text{side2} + \text{side3}$
- Parallelogram:  $\text{Perimeter} = 2 \times (\text{base} + \text{height})$
- Trapezoid:  $\text{Perimeter} = \text{side1} + \text{side2} + \text{side3} + \text{side4}$
- Circle:  $\text{Perimeter (Circumference)} = 2 \times \pi \times \text{radius}$

## The Importance of Area and Perimeter Worksheets

Area and perimeter worksheets are valuable for several reasons:

1. **Reinforcement of Concepts:** Worksheets provide students with opportunities to practice and reinforce their understanding of area and perimeter calculations. Repeated practice helps solidify these concepts.
2. **Problem Solving Skills:** By working through various problems, students develop critical thinking and problem-solving skills. They learn to analyze different shapes and apply the appropriate formulas.

3. Preparation for Advanced Topics: A solid understanding of area and perimeter is crucial as students progress to more advanced topics in geometry and mathematics. Mastery of these basic concepts lays the groundwork for future learning.
4. Assessment and Evaluation: Teachers can use worksheets to assess students' understanding and identify areas where they may need additional help. This can guide instruction and intervention strategies.
5. Engagement and Motivation: Well-designed worksheets can be engaging and motivate students to learn. Incorporating real-world problems or creative tasks can make learning more enjoyable.

## Types of Problems in Area and Perimeter Worksheets

Area and perimeter worksheets for grade 7 typically include a variety of problem types to cater to different learning styles and levels of understanding.

### Basic Calculation Problems

These problems require students to calculate the area or perimeter of simple geometric shapes using the relevant formulas. For example:

- Calculate the area of a rectangle with a length of 8 cm and a width of 5 cm.
- Find the perimeter of a square with a side length of 6 inches.

### Word Problems

Word problems challenge students to apply their knowledge in real-world scenarios, enhancing their critical thinking skills. For example:

- A garden is in the shape of a rectangle that is 10 meters long and 4 meters wide. What is the area of the garden?
- A rectangular swimming pool has a perimeter of 50 meters. If the length is 20 meters, what is the width?

### Mixed Shape Problems

These problems involve calculations of composite shapes, requiring students to break down complex figures into simpler components. For example:

- Find the area of a figure formed by combining a rectangle and a semicircle.
- Calculate the perimeter of a shape that includes two triangles and a square.

## Real-World Applications

Worksheets may also include problems that relate area and perimeter to real-world applications, such as:

- How much fencing is needed for a rectangular yard?
- If a carpet costs \$15 per square meter, how much will it cost to carpet a room that measures 5 m by 4 m?

## Challenge Problems

For advanced students, challenge problems can push their understanding further. Examples include:

- Determine the radius of a circle if the area is  $50\pi \text{ cm}^2$ .
- Find the dimensions of a rectangle with a perimeter of 36 cm and an area of  $80 \text{ cm}^2$ .

## Strategies for Using Area and Perimeter Worksheets

To maximize the effectiveness of area and perimeter worksheets, educators can employ several strategies:

1. **Differentiate Instruction:** Provide worksheets that cater to varying skill levels within the classroom. This may include basic problems for struggling students and more complex challenges for advanced learners.
2. **Incorporate Technology:** Utilize online resources and interactive tools that offer digital worksheets and quizzes. These can provide instant feedback and additional practice.
3. **Group Work:** Encourage collaborative learning by having students work in pairs or small groups. This allows them to discuss their thought processes and learn from one another.
4. **Real-World Connections:** Whenever possible, relate problems to real-life situations to enhance relevance. This can increase student engagement and interest in the material.
5. **Regular Review:** Integrate area and perimeter worksheets into regular review sessions. Repetition is key to mastering these concepts.
6. **Assessment and Feedback:** Use worksheets as formative assessments. Provide feedback to help students understand their mistakes and learn from them.

## Conclusion

In conclusion, area and perimeter worksheets grade 7 are invaluable resources in the mathematics

curriculum, aiding students in mastering fundamental geometric concepts. By providing a combination of calculation problems, word problems, and real-world applications, these worksheets facilitate a comprehensive understanding of area and perimeter. With the right strategies and approaches, educators can enhance learning experiences and help students develop essential skills that will serve them well in their academic journey and beyond.

## **Frequently Asked Questions**

### **What types of shapes are commonly included in area and perimeter worksheets for grade 7?**

Common shapes include rectangles, squares, triangles, circles, and composite shapes.

### **How do you calculate the area of a triangle as taught in grade 7 worksheets?**

The area of a triangle is calculated using the formula:  $\text{Area} = \frac{1}{2} \text{ base height}$ .

### **What is the difference between area and perimeter as explained in grade 7 math?**

Area measures the space inside a shape, while perimeter is the distance around the outside of a shape.

### **Are there any online resources where I can find area and perimeter worksheets for grade 7?**

Yes, websites like Khan Academy, Math is Fun, and education.com offer free printable worksheets.

### **What strategies can help students solve area and perimeter problems effectively?**

Students can draw diagrams, use formulas, break complex shapes into simpler ones, and practice with real-life examples.

### **How can area and perimeter worksheets be beneficial for grade 7 students?**

They help reinforce concepts, improve problem-solving skills, and prepare students for higher-level math by practicing calculations.

Find other PDF article:

<https://soc.up.edu.ph/29-scan/files?docid=Xet82-3091&title=how-old-is-andrew-o-keefe.pdf>

## Area And Perimeter Worksheets Grade 7

*“area”* *“region”* *“zone”* *“district”* \_\_\_\_\_

area \_\_\_\_\_ 60 years ago, half French people were still living in the rural area. region \_\_\_\_\_ ...

\_\_\_\_\_

\_\_\_\_\_ 86 \_\_\_\_\_ 1 \_\_\_\_\_  
\_\_\_\_\_ ...

\_\_\_\_\_

Apr 27, 2024 · \_\_\_\_\_00 \_\_\_\_\_  
\_\_\_\_\_ ...

\_\_\_\_\_

\_\_\_\_\_025 \_\_\_\_\_0510 \_\_\_\_\_0511 \_\_\_\_\_0512 \_\_\_\_\_0513 \_\_\_\_\_  
\_\_\_\_\_0514 \_\_\_\_\_ ...

\_\_\_\_\_

\_\_\_\_\_ 0571 \_\_\_\_\_ 0574 \_\_\_\_\_ 0577 \_\_\_\_\_ 0575 \_\_\_\_\_ 0572 \_\_\_\_\_ 0573 \_\_\_\_\_0579 \_\_\_\_\_0570 \_\_\_\_\_  
\_\_\_\_\_0576 \_\_\_\_\_ 0578 \_\_\_\_\_0580 ...

\_\_\_\_\_ - \_\_\_\_\_

\_\_\_\_\_020 \_\_\_\_\_066+ \_\_\_\_\_075+ \_\_\_\_\_076+ \_\_\_\_\_“” \_\_\_\_\_  
\_\_\_\_\_ ...

wland \_\_\_\_\_ - \_\_\_\_\_

Sep 6, 2024 · wland \_\_\_\_\_Wland \_\_\_\_\_1. \*\* \_\_\_\_\_\*\* \_\_\_\_\_ ...

\_\_\_\_\_“ +86” \_\_\_\_\_“ +086” \_\_\_\_\_“ +0086” \_\_\_\_\_

\_\_\_\_\_ +0086 \_\_\_\_\_3 \_\_\_\_\_86 \_\_\_\_\_  
\_\_\_\_\_28 ...

\_\_\_\_\_ - \_\_\_\_\_

\_\_\_\_\_1 \_\_\_\_\_0551— \_\_\_\_\_2 \_\_\_\_\_0552— \_\_\_\_\_3 \_\_\_\_\_0553— \_\_\_\_\_4 \_\_\_\_\_0554— \_\_\_\_\_5 \_\_\_\_\_0555— \_\_\_\_\_6 \_\_\_\_\_0556— \_\_\_\_\_  
\_\_\_\_\_7 \_\_\_\_\_0557— \_\_\_\_\_8 \_\_\_\_\_0558— \_\_\_\_\_ ...

manwa \_\_\_\_\_ - \_\_\_\_\_

Feb 4, 2025 · \_\_\_\_\_manwa \_\_\_\_\_ <https://manwa.site> \_\_\_\_\_  
<https://manwa.life> \_\_\_\_\_ <https://manwa.biz> \_\_\_\_\_ ...

*“area”* *“region”* *“zone”* *“district”* \_\_\_\_\_

area \_\_\_\_\_ 60 years ago, half French people were still living in the ...

86 ...

[illegible]

02505100511...

0571 0574 0577 0575 0572 0573 ...

[Back to Home](#)