

# Area And Perimeter Worksheets With Answers

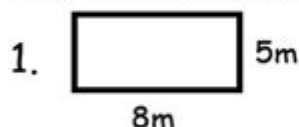


Name: \_\_\_\_\_

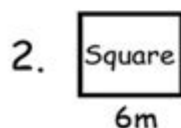
## Area & Perimeter



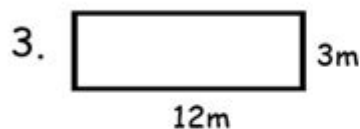
### Grade 5 Area & Perimeter Worksheet



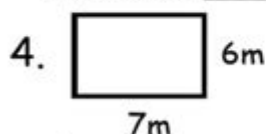
Area \_\_\_\_\_  
Perimeter \_\_\_\_\_



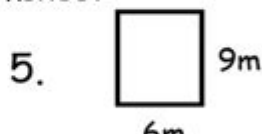
Area \_\_\_\_\_  
Perimeter \_\_\_\_\_



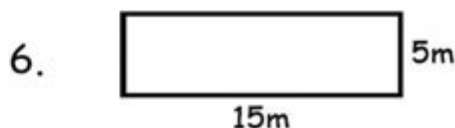
Area \_\_\_\_\_  
Perimeter \_\_\_\_\_



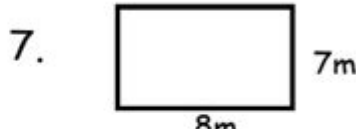
Area \_\_\_\_\_  
Perimeter \_\_\_\_\_



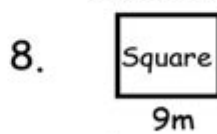
Area \_\_\_\_\_  
Perimeter \_\_\_\_\_



Area \_\_\_\_\_  
Perimeter \_\_\_\_\_



Area \_\_\_\_\_  
Perimeter \_\_\_\_\_



Area \_\_\_\_\_  
Perimeter \_\_\_\_\_

© Freemathworksheets 2021

**Area and perimeter worksheets with answers** are essential tools for educators and learners alike, providing a structured approach to mastering fundamental concepts in geometry. Understanding area and perimeter is critical for students as these concepts have practical applications in everyday life, from calculating the amount of paint needed for a wall to determining the quantity of material required for gardening. In this article, we will explore the importance of area and perimeter worksheets, types of problems included, methods for solving them, and provide a variety of sample problems with answers.

# Understanding Area and Perimeter

Before delving into worksheets, it's essential to grasp the definitions of area and perimeter:

## Area

Area refers to the amount of space enclosed within a shape. It is measured in square units (e.g., square meters, square feet). The formula to calculate the area varies depending on the shape:

- Rectangle:  $\text{Area} = \text{length} \times \text{width}$
- Square:  $\text{Area} = \text{side} \times \text{side}$
- Triangle:  $\text{Area} = (\text{base} \times \text{height}) / 2$
- Circle:  $\text{Area} = \pi \times \text{radius}^2$

## Perimeter

Perimeter is the total distance around a shape. It is measured in linear units (e.g., meters, feet). The formula for calculating perimeter also varies by shape:

- Rectangle:  $\text{Perimeter} = 2 \times (\text{length} + \text{width})$
- Square:  $\text{Perimeter} = 4 \times \text{side}$
- Triangle:  $\text{Perimeter} = \text{side1} + \text{side2} + \text{side3}$
- Circle:  $\text{Perimeter (circumference)} = 2 \times \pi \times \text{radius}$

## Importance of Area and Perimeter Worksheets

Worksheets are an effective way to reinforce learning and provide practice in calculating area and perimeter. Here are some reasons why they are important:

1. **Structured Learning:** Worksheets provide a systematic approach to learning by breaking down complex concepts into manageable sections.
2. **Practice:** Regular practice helps students become proficient in calculating area and perimeter, which boosts confidence and skill.
3. **Assessment:** Teachers can use worksheets to assess students' understanding and identify areas that need additional focus.
4. **Engagement:** Interactive worksheets with puzzles or games can make learning more enjoyable and interesting for students.

## Types of Area and Perimeter Problems

Area and perimeter worksheets can cover a range of problem types, including:

## Basic Problems

These problems involve straightforward calculations using the basic formulas for area and perimeter. For example:

- Calculate the area of a rectangle with a length of 5 cm and a width of 3 cm.
- Find the perimeter of a square with a side length of 4 m.

## Word Problems

Word problems require students to apply their knowledge to real-world scenarios. Examples include:

- A garden has a length of 10 meters and a width of 6 meters. What is the area of the garden?
- A fence needs to be built around a rectangular field that is 15 m long and 8 m wide. What is the length of the fence required?

## Mixed Shapes

These problems involve calculating area and perimeter for composite shapes made of rectangles, triangles, and circles. For example:

- Find the area of a shape that consists of a rectangle and a semicircle on top.
- Calculate the perimeter of a figure made up of two triangles and a rectangle.

## Challenging Problems

Advanced worksheets might include more complex problems that require multiple steps or the application of the Pythagorean theorem. For example:

- Find the area of a right triangle with legs measuring 6 cm and 8 cm.
- A circular pond has a radius of 3 m. If a path of 1 m width surrounds the pond, what is the area of the path?

## Sample Problems and Answers

To provide clarity on how to approach area and perimeter problems, here are several sample problems along with their solutions:

### Sample Problem 1: Rectangle

- Problem: Calculate the area and perimeter of a rectangle with a length of 10 cm and a width of 4 cm.
- Solution:
- Area = length  $\times$  width = 10 cm  $\times$  4 cm = 40 cm<sup>2</sup>

$$\text{- Perimeter} = 2 \times (\text{length} + \text{width}) = 2 \times (10 \text{ cm} + 4 \text{ cm}) = 2 \times 14 \text{ cm} = 28 \text{ cm}$$

## Sample Problem 2: Circle

- Problem: Calculate the area and circumference of a circle with a radius of 5 m.
- Solution:
- Area =  $\pi \times \text{radius}^2 = \pi \times (5 \text{ m})^2 \approx 78.54 \text{ m}^2$
- Circumference =  $2 \times \pi \times \text{radius} = 2 \times \pi \times 5 \text{ m} \approx 31.42 \text{ m}$

## Sample Problem 3: Word Problem

- Problem: A rectangular park measures 50 meters in length and 30 meters in width. What is the area of the park, and how much fencing is needed to surround it?
- Solution:
- Area = length  $\times$  width = 50 m  $\times$  30 m = 1500 m<sup>2</sup>
- Perimeter =  $2 \times (\text{length} + \text{width}) = 2 \times (50 \text{ m} + 30 \text{ m}) = 2 \times 80 \text{ m} = 160 \text{ m}$

## Sample Problem 4: Composite Shape

- Problem: A shape consists of a rectangle (length 8 m, width 3 m) and a semicircle on one of the longer sides (diameter equal to the width of the rectangle). Calculate the total area of the shape.
- Solution:
- Area of the rectangle = length  $\times$  width = 8 m  $\times$  3 m = 24 m<sup>2</sup>
- Area of the semicircle =  $(\pi \times (\text{radius})^2) / 2 = (\pi \times (1.5 \text{ m})^2) / 2 \approx 3.53 \text{ m}^2$
- Total Area = Area of rectangle + Area of semicircle = 24 m<sup>2</sup> + 3.53 m<sup>2</sup>  $\approx$  27.53 m<sup>2</sup>

# Creating Effective Area and Perimeter Worksheets

When creating area and perimeter worksheets, consider the following tips:

1. Variety: Include a range of problems, from basic to advanced, to cater to different skill levels.
2. Clear Instructions: Provide clear instructions and examples to guide students through the problem-solving process.
3. Visual Aids: Incorporate diagrams or images to help visual learners better understand the concepts being taught.
4. Answer Key: Always include an answer key to facilitate self-assessment and learning.

# Conclusion

In conclusion, area and perimeter worksheets with answers are invaluable resources in the educational landscape. They not only help students to understand and apply essential mathematical concepts but also foster skills that are applicable in real-world situations. By providing a variety of problems, practicing regularly, and utilizing effective teaching strategies, educators can enhance their students' learning experiences and ensure a solid foundation in geometry that will benefit them throughout their academic journey.

## Frequently Asked Questions

### **What are area and perimeter worksheets used for?**

Area and perimeter worksheets are used to help students practice calculating the area and perimeter of various geometric shapes, reinforcing their understanding of these mathematical concepts.

### **What types of shapes are commonly included in area and perimeter worksheets?**

Common shapes include rectangles, squares, triangles, circles, and compound shapes, allowing students to apply different formulas for each.

### **How can I find the area of a rectangle using these worksheets?**

To find the area of a rectangle, you multiply its length by its width ( $\text{Area} = \text{Length} \times \text{Width}$ ). Worksheets typically provide dimensions for practice.

### **Are there worksheets that provide answers for self-checking?**

Yes, many area and perimeter worksheets come with answer keys, allowing students to check their work and understand mistakes.

### **Can I find area and perimeter worksheets tailored for different grade levels?**

Absolutely! Worksheets are available for various grade levels, from elementary to middle school, each tailored to match the students' understanding and skills.

# Where can I find free area and perimeter worksheets with answers?

Free area and perimeter worksheets with answers can be found on educational websites, teacher resource sites, and platforms that specialize in printable worksheets for math practice.

Find other PDF article:

<https://soc.up.edu.ph/14-blur/files?docid=Jsg29-4677&title=context-clues-worksheets-for-3rd-grade.pdf>

## Area And Perimeter Worksheets With Answers

“area” “region” “zone” “district” \_\_\_\_\_

area \_\_\_\_\_ 60 years ago, half French people were still living in the rural area. region \_\_\_\_\_ ...

\_\_\_\_\_

\_\_\_\_\_ 86 \_\_\_\_\_ 1 \_\_\_\_\_ ...

\_\_\_\_\_

Apr 27, 2024 · \_\_\_\_\_ 00 \_\_\_\_\_ ...

\_\_\_\_\_

\_\_\_\_\_ 025 \_\_\_\_\_ 0510 \_\_\_\_\_ 0511 \_\_\_\_\_ 0512 \_\_\_\_\_ 0513 \_\_\_\_\_ 0514 \_\_\_\_\_ 0515 \_\_\_\_\_ ...

\_\_\_\_\_

\_\_\_\_\_ 0571 \_\_\_\_\_ 0574 \_\_\_\_\_ 0577 \_\_\_\_\_ 0575 \_\_\_\_\_ 0572 \_\_\_\_\_ 0573 \_\_\_\_\_ 0579 \_\_\_\_\_ 0570 \_\_\_\_\_ 0576 \_\_\_\_\_ 0578 \_\_\_\_\_ 0580 \_\_\_\_\_ ...

\_\_\_\_\_ - \_\_\_\_\_

\_\_\_\_\_ 020 066+ \_\_\_\_\_ 075+ \_\_\_\_\_ 076+ \_\_\_\_\_ “ ” \_\_\_\_\_ ...

wland \_\_\_\_\_ - \_\_\_\_\_

Sep 6, 2024 · wland \_\_\_\_\_ Wland \_\_\_\_\_ 1. \*\* \_\_\_\_\_ \*\* \_\_\_\_\_ ...

\_\_\_\_\_ “ +86” \_\_\_\_\_ “ +086” \_\_\_\_\_ “ +0086” \_\_\_\_\_

\_\_\_\_\_ +0086 \_\_\_\_\_ 3 \_\_\_\_\_ 86 \_\_\_\_\_ 28 \_\_\_\_\_ ...

\_\_\_\_\_ - \_\_\_\_\_

Unlock the secrets of geometry with our area and perimeter worksheets with answers! Perfect for students and teachers. Learn more and enhance your math skills today!

[Back to Home](#)