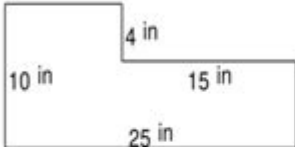


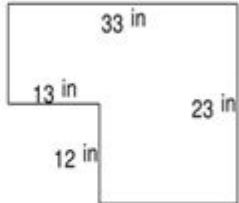
# Area And Perimeter Irregular Shapes Worksheets

**Geometry Worksheets**


**Find the Area and perimeter of irregular shapes**

1. 

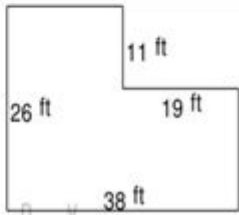
---

2. 

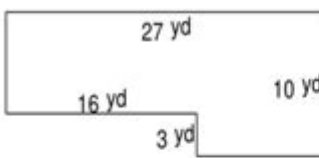
---

3. 

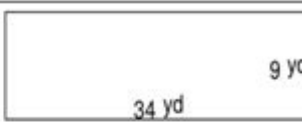
---

4. 

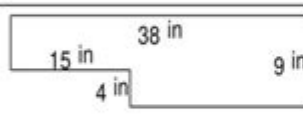
---

5. 

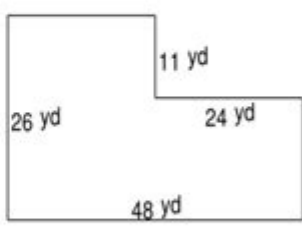
---

6. 


---

7. 

---

8. 

---



**Area and perimeter irregular shapes worksheets** are essential educational tools designed to help students grasp the concepts of calculating area and perimeter for non-standard shapes. These worksheets encourage hands-on learning, allowing students to apply their mathematical skills to real-world scenarios. By understanding how to measure and compute the area and perimeter of irregular shapes, students gain confidence in their ability to tackle more complex geometric problems.

## Understanding Area and Perimeter

Before diving into the specifics of irregular shapes, it is crucial to understand the basic

definitions of area and perimeter:

## What is Area?

Area refers to the amount of space enclosed within a shape. It is measured in square units, such as square meters, square feet, or square inches. To find the area of regular shapes (like rectangles or circles), students often use specific formulas. However, when it comes to irregular shapes, the process may involve dividing the shape into smaller, regular shapes, calculating their areas, and then summing them up.

## What is Perimeter?

Perimeter is the total distance around the edge of a shape. It is measured in linear units, such as meters, feet, or inches. For regular shapes, the perimeter can be calculated using simple formulas. For irregular shapes, students must measure the lengths of all the sides and add them together to find the total perimeter.

## The Importance of Learning Area and Perimeter of Irregular Shapes

Learning to calculate the area and perimeter of irregular shapes is vital for several reasons:

- **Real-World Applications:** Many real-life objects and spaces do not have regular shapes. Understanding how to calculate their area and perimeter is applicable in fields like architecture, landscaping, and engineering.
- **Critical Thinking Skills:** Working with irregular shapes encourages students to think critically and develop problem-solving skills as they figure out how to break down complex figures into manageable parts.
- **Foundation for Advanced Math:** Mastering the area and perimeter of irregular shapes lays the groundwork for more advanced mathematical concepts such as calculus and geometry.

## Features of Area and Perimeter Irregular Shapes Worksheets

Area and perimeter worksheets for irregular shapes come with several features that

enhance the learning experience:

## **Variety of Shapes**

These worksheets often include a wide range of irregular shapes, from simple polygons to more complex figures. This variety allows students to practice with different types of problems and become comfortable with various calculations.

## **Step-by-Step Instructions**

Well-designed worksheets provide clear, step-by-step instructions on how to approach the problems. This guidance helps students understand the process of finding area and perimeter without becoming overwhelmed.

## **Visual Aids**

Incorporating illustrations and diagrams into the worksheets can significantly benefit visual learners. Visual aids help students better understand the characteristics of irregular shapes and how to measure them accurately.

## **Real-Life Contexts**

Many worksheets integrate real-life scenarios, such as calculating the area of a garden bed or the perimeter of a playground. This contextual approach makes the learning experience more relatable and engaging for students.

## **Types of Problems in Area and Perimeter Worksheets**

Area and perimeter worksheets typically feature a variety of problem types:

### **Calculation Problems**

These problems require students to calculate the area and perimeter of given irregular shapes based on measurements provided. For example:

- Calculate the area and perimeter of a shape with the following dimensions: side A = 4 cm, side B = 3 cm, and side C = 5 cm.

## Comparison Problems

Some worksheets may ask students to compare the areas or perimeters of different shapes. This helps develop analytical skills. For example:

- Compare the area of two irregular shapes and determine which one has a larger area.

## Real-Life Application Problems

These problems encourage students to apply their knowledge in practical situations. For instance:

- A park is shaped like an irregular pentagon. If the lengths of its sides are 30 m, 20 m, 25 m, 15 m, and 10 m, find the perimeter of the park.

## How to Use Area and Perimeter Worksheets Effectively

To maximize the benefits of area and perimeter irregular shapes worksheets, consider the following strategies:

### 1. Start with Basic Shapes

Before tackling irregular shapes, ensure that students have a solid understanding of area and perimeter for regular shapes. This foundational knowledge will make it easier to approach more complex problems.

### 2. Break Down Irregular Shapes

Encourage students to break irregular shapes into smaller, manageable parts. By calculating the area and perimeter of these smaller shapes, they can then combine their results to find the total area and perimeter.

### 3. Encourage Collaboration

Group activities can enhance understanding. Have students work in pairs or small groups to discuss their approaches to solving problems. This collaboration fosters a deeper understanding of the concepts.

## 4. Use Technology

Incorporate educational software or apps that provide interactive area and perimeter problems. These tools can engage students and provide immediate feedback.

## Conclusion

**Area and perimeter irregular shapes worksheets** are invaluable resources for educators and students alike. They not only reinforce essential mathematical concepts but also provide a platform for critical thinking and real-world application. By utilizing these worksheets effectively, students can enhance their understanding of geometry and build a strong foundation for future mathematical endeavors. Whether in the classroom or at home, these worksheets can transform the learning experience and foster a love for math.

## Frequently Asked Questions

### **What are area and perimeter worksheets for irregular shapes designed to teach?**

These worksheets are designed to help students understand how to calculate the area and perimeter of irregular shapes, enhancing their skills in geometry and spatial reasoning.

### **How can teachers effectively use area and perimeter worksheets for irregular shapes in the classroom?**

Teachers can incorporate these worksheets into lessons by having students work in groups to solve problems, use manipulatives to visualize shapes, and discuss different strategies for calculating area and perimeter.

### **What types of irregular shapes are typically included in these worksheets?**

Worksheets often include a variety of irregular shapes such as polygons with varying side lengths, composite shapes made up of multiple simple figures, and real-world objects like garden plots or irregularly shaped rooms.

### **Are there online resources available for area and perimeter worksheets focused on irregular shapes?**

Yes, many educational websites offer printable and interactive worksheets on area and perimeter for irregular shapes, allowing for diverse learning experiences and easy access to additional practice.

## What skills do students develop by working on area and perimeter worksheets for irregular shapes?

Students develop critical thinking and problem-solving skills, improve their understanding of geometric concepts, and gain proficiency in applying formulas for area and perimeter to non-standard shapes.

Find other PDF article:

<https://soc.up.edu.ph/41-buzz/pdf?ID=DJM86-2321&title=milliken-publishing-company-pg-28.pdf>

## Area And Perimeter Irregular Shapes Worksheets

“area” “region” “zone” “district”

area 60 years ago, half French people were still living in the rural area. region the Arctic regions

□□□□□□□□□□□□□□ □□□□

00000000 0000 0000 0000000000 000086000000000000000000000000 00000 100000000000  
00000000000000000000 0000000000000000000000000000000000 ...

□ □ □ □ □ □ □ □ □ □ □ □ □ □ □ □ □ □ □ □

Apr 27, 2024 · [REDACTED]00  
[REDACTED]+86[REDACTED] [][00]

025 0510 0511 0512 0513  
0514 0515 0516 0517

□ □ □ □ □ □ □ □ □ □ □ □ □ □ □ □ □ □ □ □

0571 0574 0577 0575 0572 0573 0579 0570  
0576 0578 0580 20 90 ...

□□□□□□□□ - □□□□

020 066+ 075+ 076+ " " 21 65 20 34 3 ...

*wland* -

Sep 6, 2024 · wland Wland 1. \*\*

□□□□□□□□" +86"□□□" +086"□" +0086" □□□□

[illegible]

□□□□□□□□□□ - □□□□

[illegible]

Enhance your math skills with our area and perimeter irregular shapes worksheets! Perfect for practice and understanding. Discover how to master these concepts today!

[Back to Home](#)