

Area Of Triangle Worksheet

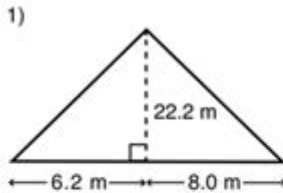
Name :

Score :

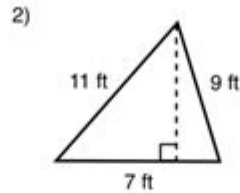
Date :



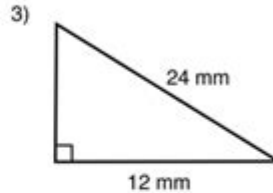
Find the Area for Each Triangle



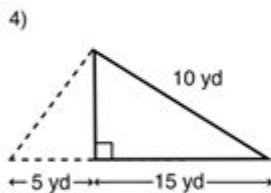
Area :



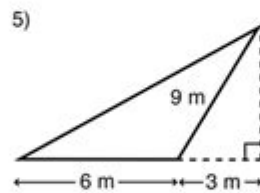
Area :



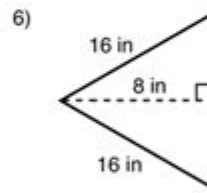
Area :



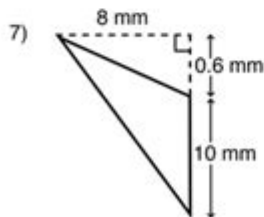
Area :



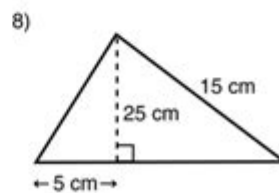
Area :



Area :



Area :



Area :

Area of Triangle Worksheet

Calculating the area of triangles is a fundamental concept in geometry that has practical applications across various fields, including architecture, engineering, and even everyday problem-solving. An area of triangle worksheet serves as an essential educational tool for students and teachers alike, providing exercises that help reinforce understanding of this geometric shape and its properties. This article will delve into the different methods for calculating the area of a triangle, the importance of these worksheets, and how to effectively utilize them for educational purposes.

Understanding the Triangle

Before diving into the calculations, it's crucial to understand what a triangle is. A triangle is a polygon with three edges and three vertices. The sum of the internal angles in a triangle is always 180 degrees. There are various types of triangles based on their sides and angles:

Types of Triangles

1. Equilateral Triangle: All three sides are equal, and all angles are 60 degrees.
2. Isosceles Triangle: Two sides are equal in length, and the angles opposite these sides are equal.
3. Scalene Triangle: All sides and angles are different.
4. Right Triangle: One angle is exactly 90 degrees, which allows the use of the Pythagorean theorem for calculations.

Each type of triangle has unique properties that can influence how we calculate its area.

Formulas for Area Calculation

The area of a triangle can be calculated using several formulas, depending on the information available. Here are the most commonly used formulas:

1. Base and Height Formula

The most straightforward formula for calculating the area of a triangle is:

$$\text{Area} = \frac{1}{2} \times \text{base} \times \text{height}$$

- Base: The length of one side of the triangle.
- Height: The perpendicular distance from the base to the opposite vertex.

2. Heron's Formula

When the lengths of all three sides are known, Heron's formula can be used:

$$s = \frac{a + b + c}{2}$$

$$\text{Area} = \sqrt{s(s - a)(s - b)(s - c)}$$

\]

Where:

- a, b, c are the lengths of the sides of the triangle.
- s is the semi-perimeter of the triangle.

3. Trigonometric Formula

For triangles where an angle and two sides are known, the area can be calculated using trigonometry:

$$\text{Area} = \frac{1}{2} \times a \times b \times \sin(C)$$

Where:

- a and b are the lengths of two sides.
- C is the angle between those two sides.

Importance of Area of Triangle Worksheets

Area of triangle worksheets play a vital role in education, particularly in helping students develop a strong foundation in geometry. Here are some reasons why these worksheets are significant:

1. Reinforcement of Concepts

Worksheets provide students with the opportunity to practice and reinforce their understanding of how to calculate the area of triangles. They can apply the various formulas in different contexts, which deepens their comprehension.

2. Development of Problem-Solving Skills

Working through area problems helps students develop critical thinking and problem-solving skills. They learn to analyze information, determine which formula to use, and apply it correctly.

3. Preparation for Exams

Worksheets serve as excellent preparation tools for upcoming tests and exams. They allow students to practice under conditions similar to what they will encounter in an assessment setting.

4. Variety of Problems

A well-designed worksheet includes a variety of problems, from basic calculations using the base-height formula to more complex problems involving Heron's formula or trigonometric calculations. This variety helps students become well-rounded in their understanding.

How to Create an Effective Area of Triangle Worksheet

Creating an effective area of triangle worksheet requires thoughtful consideration of the content, structure, and usability. Here are some tips:

1. Define Learning Objectives

Before designing the worksheet, outline the learning objectives. What should the students be able to accomplish after completing the worksheet? Objectives may include mastering the different area formulas and applying them to solve real-world problems.

2. Include Clear Instructions

Ensure that each section of the worksheet has clear, concise instructions. Students should understand what is expected of them without confusion.

3. Provide Sample Problems

Include a few sample problems with step-by-step solutions. This helps students understand the process and gives them a reference point as they work through the worksheet independently.

4. Vary the Difficulty Levels

Incorporate problems that range from easy to challenging. This allows students of different skill levels to engage with the material and promotes a growth mindset.

5. Incorporate Visuals

Visual aids, such as diagrams of triangles with labeled sides and heights, can significantly enhance understanding. Including visuals also makes the worksheet more engaging for students.

6. Include Real-World Applications

Adding word problems that require students to calculate the area of triangles in real-world contexts can make the exercises more relatable and interesting. For example, ask students to find the area of a triangular garden plot or a triangular piece of artwork.

Using Area of Triangle Worksheets in Class

Implementing area of triangle worksheets in the classroom can be highly beneficial. Here are some strategies for effective usage:

1. Group Work

Encourage students to work in pairs or small groups. Collaborative problem-solving fosters communication and allows students to learn from each other.

2. Timed Challenges

Introduce timed challenges where students must solve a set number of problems within a certain time frame. This helps develop speed and accuracy.

3. Homework Assignments

Assign worksheets as homework to reinforce classroom learning. This provides students with additional practice and helps them solidify their understanding.

4. Review Sessions

Use worksheets during review sessions to assess students' understanding before a major test. This allows teachers to identify areas where students may need further instruction.

5. Incorporate Technology

Utilize online resources and interactive worksheets. Many educational websites offer digital worksheets that provide instant feedback and hints, which can be beneficial for students.

Conclusion

The area of triangle worksheet is an invaluable resource in the teaching and learning of geometry. By providing a structured way to practice various formulas and problem-solving techniques, these worksheets enhance students' mathematical understanding and skills. With a focus on clear instructions, varied difficulty levels, and real-world applications, teachers can create engaging and effective learning experiences. As students master the calculations for the area of triangles, they not only improve their geometry skills but also develop critical thinking abilities that will serve them well in their academic and professional futures.

Frequently Asked Questions

What is the formula for calculating the area of a triangle?

The area of a triangle can be calculated using the formula: $\text{Area} = 0.5 \times \text{base} \times \text{height}$.

How can I create an area of triangle worksheet for students?

You can create a worksheet by including various triangles with given base and height values, and ask students to calculate the area using the formula.

What types of triangles should I include in an area of triangle worksheet?

Include different types of triangles such as equilateral, isosceles, and scalene to provide variety and challenge.

Are there any online resources for area of triangle worksheets?

Yes, websites like Teachers Pay Teachers, Education.com, and Math-Aids offer printable area of triangle worksheets.

How can I incorporate real-world applications in an area of triangle worksheet?

You can include problems that relate to real-world scenarios, such as calculating the area of triangular garden plots or roofs.

What grade level is suitable for an area of triangle worksheet?

Area of triangle worksheets are typically suitable for students in grades 4 to 8, depending on their math curriculum.

How can I differentiate instruction using an area of triangle

worksheet?

You can provide varying levels of difficulty by including simple calculations for beginners and more complex problems involving coordinates for advanced students.

Can I include word problems in an area of triangle worksheet?

Absolutely! Word problems can enhance critical thinking and apply the triangle area formula to practical situations.

What should I do if students struggle with area of triangle problems?

If students struggle, consider providing additional examples, visual aids, or hands-on activities that reinforce the concept of base and height.

Find other PDF article:

<https://soc.up.edu.ph/06-link/Book?trackid=NEx85-3821&title=answers-to-mcgraw-hill-science-grade-7.pdf>

Area Of Triangle Worksheet

“area” “region” “zone” “district”

area 60 years ago, half French people were still living in the rural area. region ...

....._.....
 86 1
 ...

□ □ □ □ □ □ □ □ □ □ □ □ □ □ □ □ □ □ □ □

Apr 27, 2024 · [REDACTED]00[REDACTED]
[REDACTED] ...

```

0250510051105120513
0514 ...

```

[illegible]

0571 0574 0577 0575 0572 0573 0579 0570
0576 0578 0580 ...

□□□□□□□□ - □□□□

020066+075+076+ " " ...

wland -

Sep 6, 2024 · wlandWland1. **

+86+086+0086_

+0086 38628 ...

-

10551—20552—30553—40554—50555—60556—70557—80558— ...

manwa -

Feb 4, 2025 · manwa https://manwa.site https://manwa.life https://manwa.biz ...

“area”“region”“zone”“district”_

area60 years ago, half French people were still living in the rural area. region ...

_

861 ...

_

Apr 27, 2024 · 00 ...

_

02505100511051205130514 ...

_

05710574057705750572057305790570057605780580 ...

-

020066+075+076+ “” ...

wland -

Sep 6, 2024 · wlandWland1. **

+86+086+0086_

+0086 38628 ...

-

10551—20552—30553—40554—50555—60556—70557—80558— ...

manwa -

Feb 4, 2025 · [manwa](https://manwa.site) <https://manwa.site> <https://manwa.life> <https://manwa.biz> ...

Enhance your geometry skills with our area of triangle worksheet! Discover how to calculate triangle areas effortlessly. Download now and master your math!

[Back to Home](#)