



Area And Perimeter Of Rectangles Worksheets


Name: _____


Area and Perimeter of Squares and Rectangles


Find the area and perimeter.


1) 

2) 

3) 

4) 

5) 

6) 

© copyright 2023 For Personal and Educational Use Only <https://k12mathworksheets.com>

Area and perimeter of rectangles worksheets are essential educational tools designed to help students understand the fundamental concepts of geometry. These worksheets provide a structured approach to learning how to calculate the area and perimeter of rectangles, which are foundational skills in mathematics. Understanding these concepts is crucial not only for academic success but also for practical applications in real-world scenarios. This article will explore various aspects of area and perimeter of rectangles worksheets, including their importance, the formulas involved, types of worksheets available, tips for using them effectively, and additional resources for further learning.

Understanding Area and Perimeter

What is Area?

Area is defined as the amount of space contained within a two-dimensional shape. In the case of rectangles, the area can be calculated by multiplying the length by the width. The formula for finding the area (A) of a rectangle is:

$$A = \text{length} \times \text{width}$$

For example, if a rectangle has a length of 5 units and a width of 3 units, the area would be:

$$A = 5 \times 3 = 15 \text{ square units}$$

What is Perimeter?

Perimeter refers to the total distance around the outside of a shape. For rectangles, the perimeter can be calculated by adding together the lengths of all four sides. The formula for finding the perimeter (P) of a rectangle is:

$$P = 2 \times (\text{length} + \text{width})$$

Using the same example, if our rectangle has a length of 5 units and a width of 3 units, the perimeter would be:

$$P = 2 \times (5 + 3) = 2 \times 8 = 16 \text{ units}$$

Importance of Area and Perimeter Worksheets

Area and perimeter worksheets serve multiple purposes in a student's learning journey:

- 1. Reinforcement of Concepts:** Worksheets provide a structured way for students to practice and reinforce their understanding of area and perimeter calculations.
- 2. Skill Development:** Regular practice through worksheets helps students develop their problem-solving skills and mathematical reasoning.
- 3. Assessment Tools:** Teachers can use worksheets as assessment tools to gauge students' understanding and mastery of the concepts involved.
- 4. Visual Learning:** Many worksheets include visual aids, such as diagrams of rectangles, which can help visual learners grasp the concepts more

effectively.

5. Application of Knowledge: Worksheets often include real-world problems, allowing students to see the practical applications of area and perimeter calculations.

Types of Worksheets Available

There are various types of area and perimeter of rectangles worksheets, catering to different learning levels and styles:

1. Basic Worksheets

These worksheets focus solely on the fundamental formulas for area and perimeter. They may include simple problems where students are given the length and width of a rectangle and asked to calculate area and perimeter directly.

2. Word Problems

Word problems help students apply their knowledge in real-world situations. These worksheets might present scenarios, such as finding the area of a garden or the perimeter of a room, requiring students to interpret the information and solve accordingly.

3. Mixed Problems

These worksheets combine various types of problems, including both area and perimeter calculations. This variety helps students practice switching between the two concepts and enhances their overall understanding.

4. Challenge Worksheets

For advanced students, challenge worksheets can provide more complex problems that involve multiple steps or additional geometric concepts, such as finding missing dimensions when given the area or perimeter.

5. Interactive Worksheets

With the rise of technology in education, interactive worksheets that can be completed digitally are increasingly popular. These often include drag-and-drop features, instant feedback, and gamified elements to engage students.

Tips for Using Worksheets Effectively

To maximize the benefits of area and perimeter of rectangles worksheets, consider the following tips:

1. **Start with Basics:** Ensure that students have a firm grasp of the basic formulas before moving on to more complex problems.
2. **Incorporate Visual Aids:** Use diagrams and illustrations to help students visualize the rectangles they are working with, making it easier to understand the concept of area and perimeter.
3. **Encourage Group Work:** Allow students to work in pairs or small groups to solve worksheets. This collaborative approach can foster discussion and a deeper understanding of the concepts.
4. **Use Real-World Examples:** Integrate real-world problems into the worksheets to demonstrate the practical applications of area and perimeter calculations.
5. **Provide Immediate Feedback:** If using interactive or digital worksheets, ensure that students receive immediate feedback on their answers to help them learn from mistakes.
6. **Regular Practice:** Encourage students to practice regularly, as consistent exposure to area and perimeter problems will solidify their understanding and skills.

Additional Resources for Learning

Besides worksheets, there are several additional resources available to support students in learning about area and perimeter:

1. **Online Tutorials and Videos:** Websites like Khan Academy or YouTube offer free tutorials and instructional videos that can provide visual and auditory explanations of area and perimeter concepts.
2. **Math Games:** Educational math games can make learning about area and perimeter fun and engaging. Websites like ABCya and Coolmath Games offer interactive games focused on these topics.
3. **Textbooks and Reference Books:** Many textbooks provide comprehensive explanations and examples of area and perimeter, along with practice problems to enhance learning.
4. **Math Apps:** There are numerous mobile apps designed for math practice, including specific functions for geometry. These apps can provide personalized learning experiences.

5. Tutoring Services: For students who need additional help, seeking the assistance of a tutor can provide personalized guidance and support in mastering area and perimeter calculations.

Conclusion

In conclusion, area and perimeter of rectangles worksheets are invaluable resources for students and educators alike. They provide a structured approach to understanding essential geometric concepts and offer a variety of problem types to cater to different learning styles. By utilizing these worksheets effectively, along with additional resources and strategies, students can build a solid foundation in mathematics that will serve them well in their academic pursuits and beyond. Through consistent practice and application, the skills developed through these worksheets will enhance students' confidence and competence in solving real-world problems related to area and perimeter.

Frequently Asked Questions

What types of problems can I find in area and perimeter of rectangles worksheets?

You can find problems that involve calculating the area and perimeter of given rectangles, word problems that require applying these concepts in real-life scenarios, and problems that involve finding missing dimensions when given the area or perimeter.

How can area and perimeter of rectangles worksheets help my child understand geometry better?

These worksheets provide practice in applying formulas, reinforce understanding of the relationship between length and width, and help children visualize geometric concepts, making it easier for them to grasp more complex geometry topics in the future.

Are there any online resources for area and perimeter of rectangles worksheets?

Yes, there are numerous educational websites that offer printable worksheets, interactive quizzes, and online games focused on the area and perimeter of rectangles, such as Education.com, K5 Learning, and Math-Aids.com.

What grade level are area and perimeter of

rectangles worksheets typically designed for?

These worksheets are commonly designed for elementary to middle school students, typically around 3rd to 6th grade, as they introduce basic concepts of area and perimeter in a straightforward manner.

How can I assess my child's understanding using area and perimeter of rectangles worksheets?

You can assess your child's understanding by reviewing their completed worksheets, checking for accuracy in calculations, and discussing any mistakes they made to ensure they comprehend the concepts of area and perimeter.

Find other PDF article:
<https://soc.up.edu.ph/11-plot/files?dataid=Cmh88-4245&title=campbell-biology-9th-edition-42-study-guide.pdf>

Area And Perimeter Of Rectangles Worksheets

“area” “region” “zone” “district” _____
area _____ 60 years ago, half French people were still living in the rural area. region _____ ...

_____ 86 _____ 1 _____
_____0 _____ ...

Apr 27, 2024 · _____00 _____
_____+86 _____ ...

_____025 _____0510 _____0511 _____0512 _____0513 _____
_____0514 _____0515 _____0516 _____ ...

_____ 0571 _____ 0574 _____ 0577 _____ 0575 _____ 0572 _____ 0573 _____0579 _____0570 _____
_____0576 _____ 0578 _____0580 _____ ...

“area” “region” “zone” “district” _____
area _____ 60 years ago, half French people were still living in the rural area. region _____ the Arctic regions _____

[Back to Home](#)