

Area Of Triangle Worksheet Grade 6

Name :

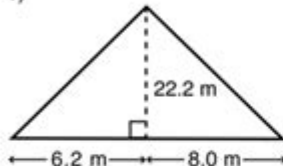
Score :

Date :



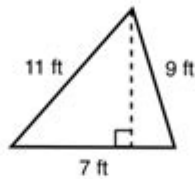
Find the Area for Each Triangle

1)



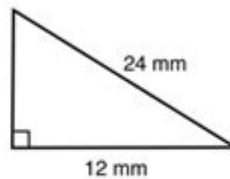
Area :

2)



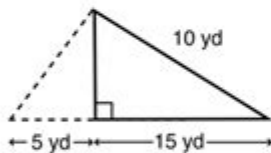
Area :

3)



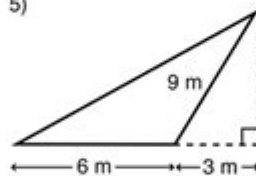
Area :

4)



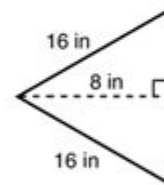
Area :

5)



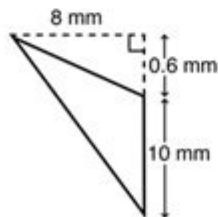
Area :

6)



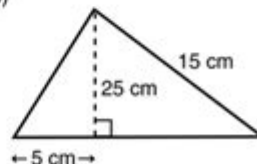
Area :

7)



Area :

8)



Area :

Area of triangle worksheet grade 6 focuses on helping students in sixth grade master the fundamental concept of calculating the area of triangles. This topic is crucial in geometry and serves as a stepping stone for more complex mathematical concepts. With the right resources, such as worksheets, teachers and parents can effectively support students in their learning journey. In this article, we will explore the significance of area, the formulas used for calculations, the types of triangles, and tips for creating engaging worksheets that make learning fun.

Understanding the Area of a Triangle

The area of a triangle is defined as the amount of space enclosed within its three sides. It is an essential concept in geometry that students need to grasp, as it lays the groundwork for understanding more advanced topics later on. The area can be calculated using several formulas, the most common of which is:

Area Formula

The primary formula for calculating the area of a triangle is:

$$\text{Area} = \frac{1}{2} \times \text{base} \times \text{height}$$

Where:

- Base refers to the length of one side of the triangle.
- Height is the perpendicular distance from the base to the opposite vertex.

Types of Triangles

When teaching the area of triangles, it's also important to familiarize students with the different types of triangles, as the method of calculation may vary slightly depending on the triangle's characteristics.

- **Equilateral Triangle:** All three sides are equal, and each angle measures 60 degrees.
- **Isosceles Triangle:** Two sides are equal in length, and the angles opposite these sides are also equal.
- **Scalene Triangle:** All sides and angles are different.

Each type of triangle can utilize the same area formula, but understanding the properties of each type helps students better visualize and apply the concepts.

Creating Effective Worksheets

Worksheets are invaluable tools for reinforcing concepts learned in the classroom. A well-designed area of triangle worksheet for grade 6 can significantly enhance a student's understanding and retention of the subject matter. Here are some tips for creating effective worksheets:

1. Incorporate Visuals

Visual aids can enhance comprehension. Consider including diagrams of different types of triangles along with their respective base and height marked. This helps students better visualize the triangle's properties.

2. Vary Problem Types

Include a mix of problem types in your worksheet to keep students engaged. This can include:

- Calculating area using given base and height.
- Determining the height when the area and base are provided.
- Word problems that apply real-world scenarios.

3. Provide Step-by-Step Examples

Start with a few examples worked out step-by-step. This method shows students how to approach problems systematically, making it easier for them to tackle similar problems independently.

4. Include Challenge Problems

To cater to advanced learners, include a few challenging questions that require critical thinking and application of knowledge. For example, students could be asked to find the area of composite shapes that include triangles.

Sample Problems for Area of Triangle Worksheets

Here are some sample problems that can be included in a grade 6 area of triangle worksheet:

Problem 1: Basic Calculation

A triangle has a base of 10 cm and a height of 5 cm. What is the area?

Problem 2: Finding Height

The area of a triangle is 24 square cm, and the base is 6 cm. What is the height?

Problem 3: Word Problem

A triangular garden has a base of 12 meters and a height of 8 meters. How much space does the garden occupy?

Problem 4: Composite Shapes

A shape is made up of a rectangle and a triangle. The rectangle has a length of 10 cm and a width of 4 cm, and the triangle has a base of 10 cm and a height of 3 cm. What is the total area of the shape?

Benefits of Using Worksheets

Using area of triangle worksheets has numerous benefits for students:

- **Reinforcement of Concepts:** Worksheets provide practice, ensuring that students understand the formula and how to apply it in different contexts.
- **Self-Paced Learning:** Students can work at their own pace, allowing them to spend more time on challenging concepts.
- **Assessment of Understanding:** Teachers can quickly assess students' understanding and identify areas needing additional support.

Conclusion

In conclusion, the **area of triangle worksheet grade 6** is a vital resource for students learning about geometry. By utilizing effective worksheets that incorporate various problem types, visuals, and real-world applications, educators can significantly enhance their students' learning experience. Understanding how to calculate the area of triangles not only builds a solid foundation in geometry but also encourages critical thinking and problem-solving skills. By fostering these skills early on, we prepare students for more advanced mathematical concepts in the future.

Frequently Asked Questions

What is the formula to calculate the area of a triangle?

The formula to calculate the area of a triangle is $A = \frac{1}{2} \text{ base height}$.

How can I find the height of a triangle if I know the area and the base?

You can rearrange the area formula to find the height: $\text{height} = (2 \text{ area}) / \text{base}$.

What tools do I need to complete an area of triangle worksheet?

You will need a ruler to measure the base and height, a calculator for calculations, and possibly graph paper for drawing triangles.

Can the area of a triangle be calculated using the lengths of all three sides?

Yes, you can use Heron's formula, which requires calculating the semi-perimeter first, then using the formula $A = \sqrt{s(s-a)(s-b)(s-c)}$, where s is the semi-perimeter and a , b , and c are the lengths of the sides.

What is the area of a triangle with a base of 10 cm and a height of 5 cm?

The area is $A = \frac{1}{2} \text{ base height} = \frac{1}{2} 10 \text{ cm } 5 \text{ cm} = 25 \text{ cm}^2$.

Are there different types of triangles that affect area calculations?

No matter the type of triangle (scalene, isosceles, equilateral), the area can always be calculated using the same formulas based on base and height or Heron's formula.

How can I check my answers on the area of triangle worksheet?

You can check your answers by plugging your values back into the area formula to ensure they match, or by using online calculators or math software for verification.

Find other PDF article:

<https://soc.up.edu.ph/54-tone/Book?ID=IqF72-4301&title=sneaky-hembo-questions-and-answers.pdf>

Area Of Triangle Worksheet Grade 6

“area”“region”“zone”“district”_____

area_____ 60 years ago, half French people were still living in the rural area. region_____ ...

_____ 86_____ 1_____

Apr 27, 2024 · _____00_____

_____025_____0510_____0511_____0512_____0513_____0514_____

_____ 0571 _____ 0574 _____ 0577 _____ 0575 _____ 0572 _____ 0573 _____0579 _____0570 _____0576 _____0578 _____0580 ...

_____ - _____

_____020_____066+_____075+_____076+_____“”_____

wland_____ - _____

Sep 6, 2024 · wland_____Wland_____1. **_____**_____

_____“ +86”_____“ +086”_____“ +0086”_____

_____ +0086 _____3_____86_____28 ...

_____ - _____

_____ 1_____0551—_____ 2_____0552—_____ 3_____0553—_____ 4_____0554—_____ 5_____0555—_____ 6_____0556—_____ 7_____0557—_____ 8_____0558—_____

manwa_____ - _____

Feb 4, 2025 · _____manwa_____ <https://manwa.site> _____
<https://manwa.life> _____ <https://manwa.biz> _____

“area”“region”“zone”“district”_____

area_____ 60 years ago, half French people were still living in the ...

_____ 86_____ ...

Apr 27, 2024 · _____

_____025_____0510_____0511_____

XXXXXXXXXXXX_XXXX

0571 0574 0577 0575 0572 0573 ...

Unlock the secrets of triangle geometry with our area of triangle worksheet for grade 6! Enhance your skills and boost confidence in math. Learn more now!

[Back to Home](#)