

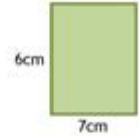
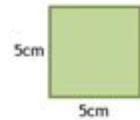
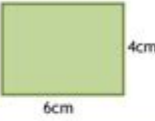
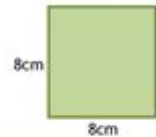
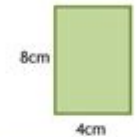

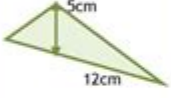
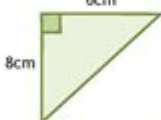
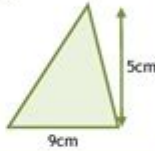
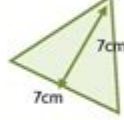

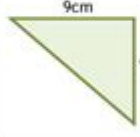
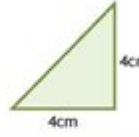
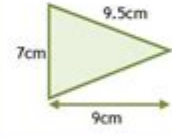


Area Of Rectangles And Triangles Worksheet

Area of a rectangle and triangle

Calculate the area for each of the following rectangles and triangles:

A 	B 	C 	D 
E 	F 	G 	H 
I 	J 	K 	L 
M 	N 	O 	P 

Examples and how to layout your work

<p>For a Rectangle</p> <p>Area = length x width</p> <p>A = 11cm x 7cm</p> <p>A = 77cm²</p> 	<p>For a Triangle</p> <p>Area = $\frac{1}{2}$ x base x height</p> <p>A = $\frac{1}{2}$ x 5cm x 12cm</p> <p>A = $\frac{1}{2}$ x 60cm</p> <p>A = 30cm²</p> 
--	---

Area of rectangles and triangles worksheet is an essential educational tool that helps students grasp the fundamental concepts of geometry. Understanding how to calculate the area of these two basic shapes is crucial for anyone studying mathematics, as it lays the groundwork for more complex topics in geometry and real-world applications. This article explores the significance of worksheets focused on the area of rectangles and triangles, the formulas used, how to create effective worksheets, and tips for teaching these concepts.

The Importance of Understanding Area

The concept of area is foundational in mathematics. It refers to the amount of space enclosed within the boundaries of a two-dimensional shape. Understanding how to calculate area is not just an academic exercise; it has practical applications in various fields, including:

- **Architecture:** Designing buildings and spaces requires precise area calculations.
- **Landscaping:** Planning gardens and outdoor spaces involves understanding area for planting.
- **Manufacturing:** Companies need to calculate material quantities based on area measurements.
- **Everyday Life:** From painting a wall to laying down flooring, area calculations are everywhere.

By mastering the area of rectangles and triangles, students develop problem-solving skills and enhance their spatial awareness, which are vital in both academic and real-life scenarios.

Formulas for Calculating Area

When it comes to calculating the area of rectangles and triangles, students must familiarize themselves with the respective formulas:

Area of a Rectangle

The formula for calculating the area of a rectangle is:

$$\text{Area} = \text{Length} \times \text{Width}$$

Where:

- Length refers to the longer side of the rectangle.
- Width refers to the shorter side of the rectangle.

For example, if a rectangle has a length of 5 units and a width of 3 units, the area would be:

$$\text{Area} = 5 \times 3 = 15 \text{ square units.}$$

Area of a Triangle

The formula for calculating the area of a triangle is:

$$\text{Area} = (\text{Base} \times \text{Height}) / 2$$

Where:

- Base is the length of the triangle's bottom side.
- Height is the perpendicular distance from the base to the opposite vertex.

For instance, if a triangle has a base of 4 units and a height of 6 units, the area would be:

$$\text{Area} = (4 \times 6) / 2 = 12 \text{ square units.}$$

Creating an Effective Worksheet

A well-designed worksheet can significantly enhance a student's learning experience. Here are the steps to create an effective area of rectangles and triangles worksheet:

1. Define Objectives

Before creating the worksheet, outline the objectives. Decide what concepts you want the students to master, such as:

- Understanding the formulas for area.
- Applying the formulas to solve problems.
- Comparing the areas of different shapes.

2. Include Clear Instructions

Make sure to provide clear and concise instructions at the top of the worksheet. For example, you could write:

"Calculate the area of the following rectangles and triangles using the provided formulas. Show all your work."

3. Provide a Mix of Problem Types

Incorporate a variety of problems to cater to different learning styles and levels. Here's a breakdown:

- **Direct Calculation Problems:** Provide dimensions and ask for the area.
- **Word Problems:** Create scenarios where students must extract dimensions to calculate area.
- **Comparison Problems:** Ask students to compare the areas of different shapes.
- **Challenge Problems:** Introduce composite shapes that require students to break them down into rectangles and triangles.

4. Include Visual Aids

Incorporating diagrams or images of rectangles and triangles will help students visualize the problems better. For example, you could include shapes with labeled dimensions, making it easier for students to understand what they need to calculate.

5. Provide an Answer Key

An answer key is essential for both students and educators. It allows students to check their work and learn from their mistakes. It also helps teachers save time when grading assignments. Make sure the answer key includes explanations for how each area was calculated.

Tips for Teaching Area Calculation

Teaching students how to calculate the area of rectangles and triangles can be made engaging with the following tips:

1. Use Real-Life Examples

Relate the concept to real-life scenarios that students can easily understand. For instance, talk about measuring the area of a classroom, a garden, or a piece of land. This makes the topic more relatable and emphasizes its importance.

2. Incorporate Hands-On Activities

Engage students with hands-on activities that involve measuring actual objects. For example, have them measure the dimensions of their desks or classroom and calculate the area. Such activities help solidify understanding through practical application.

3. Use Technology

Incorporate educational technology tools like online games and apps designed for practicing area calculations. These tools can provide instant feedback and add an element of fun to the learning process.

4. Encourage Group Work

Facilitate group activities where students can work together to solve area problems. Collaborative learning encourages discussion and peer teaching, which can enhance comprehension.

5. Assess Understanding Regularly

Conduct periodic assessments to gauge students' understanding of the concepts. Use a mix of quizzes, homework assignments, and informal assessments to ensure that students are grasping the material.

Conclusion

An **area of rectangles and triangles worksheet** serves as an invaluable resource for teaching essential geometric concepts. By understanding how to calculate the area of these shapes, students not only build a strong mathematical foundation but also prepare themselves for real-world applications. A well-structured worksheet, combined with engaging teaching methods, can significantly enhance the learning experience, making geometry more accessible and enjoyable for students of all ages. With the right tools and approaches, educators can inspire a lifelong appreciation for mathematics and its practical applications.

Frequently Asked Questions

What is the formula for finding the area of a rectangle?

The formula for finding the area of a rectangle is $A = \text{length} \times \text{width}$.

How do you calculate the area of a triangle?

The area of a triangle can be calculated using the formula $A = \frac{1}{2} \times \text{base} \times \text{height}$.

What are some common real-life applications of calculating the area of rectangles?

Common applications include determining the amount of paint needed for a wall, flooring requirements for a room, or the size of a garden.

In a worksheet, what types of problems can be included for area calculations?

Problems can include finding the area of given dimensions, word problems involving real-life scenarios, and problems requiring the conversion of units.

What is the area of a rectangle with a length of 10 cm and a width of 5 cm?

The area is $A = 10 \text{ cm} \times 5 \text{ cm} = 50 \text{ cm}^2$.

Can the area of a triangle be calculated if you only

have the lengths of all three sides?

Yes, you can use Heron's formula to find the area if you know all three sides. First, calculate the semi-perimeter and then use the formula $A = \sqrt{s(s-a)(s-b)(s-c)}$, where s is the semi-perimeter.

What units are commonly used when calculating area in worksheets?

Common units include square centimeters (cm^2), square meters (m^2), square inches (in^2), and square feet (ft^2).

How can worksheets help students understand the concept of area?

Worksheets provide practice problems, visual aids, and step-by-step instructions that enhance comprehension and retention of the area concepts.

What is a common mistake students make when calculating the area of rectangles and triangles?

A common mistake is forgetting to multiply the base by the height for triangles or mixing up the length and width for rectangles.

Find other PDF article:

<https://soc.up.edu.ph/54-tone/files?trackid=Fmh57-1185&title=software-engineering-a-practitioners-approach-9th-edition.pdf>

Area Of Rectangles And Triangles Worksheet

“area” “region” “zone” “district” 区域

area 区域 60 years ago, half French people were still living in the rural area. region 地区 the Arctic regions 地区

区域

区域 86 1 0 10 ...

区域

Apr 27, 2024 · 00 +86 [00]

区域

025 0510 0511 0512 0513 0514 0515 0516 0517

区域

0571 0574 0577 0575 0572 0573 0579 0570
0576 0578 0580 2090 ...

-
020066+075+076+ “” 216520343 ...

wland -
Sep 6, 2024 · wlandWland1. **

+86”+086”+0086”
+0086 386
2800 ...

-
10551—20552—30553—40554—50555—60556—
70557—80558—90559—100550—110561—120562—130563—
140564—150566— ...

manwa -
Feb 4, 2025 · manwa https://manwa.site
https://manwa.life https://manwa.biz https://manwa.asia https://manwa.fun

“area”“region”“zone”“district”
area 60 years ago, half French people were still living in the
rural area. region ...

-
86 1 ...

-
Apr 27, 2024 · 00 ...

-
0250510051105120513
05140515 ...

-
0571 0574 0577 0575 0572 0573 0579 0570
0576 0578 0580 ...

-
020066+075+076+ “” ...

wland -
Sep 6, 2024 · wlandWland1. **

+0086 3...86
28 ...

□□□□□□□□□□□□□□ 1□0551—□□□ 2□0552—□□□ 3□0553—□□□ 4□0554—□□□ 5□0555—□□□□ 6□0556—□□□
7□0557—□□□ 8□0558—□□□□□□ 9 ...

Feb 4, 2025 · manwa.com 日本語 | English | 中文 | 繁體中文 | العربية | हिन्दी | বাংলা | ગુજરાતી | తెలుగు | தமிழ் | བོད་སྐད་ | ལྷན་སྐད་ | မြန်မာစာ | ไทย | ภาษาอีสาน | ភាសាខ្មែរ | বাংলা | ગુજરાતી | తెలుగు | தமிழ் | བོད་སྐད་ | ལྷན་སྐད་ | မြန်မာစာ | ไทย | ภาษาอีสาน | ភាសាខ្មែរ
https://manwa.site | https://manwa.life | https://manwa.biz | https://manwa.asia ...

[Back to Home](#)