

# Arctic Cat 250 Atv Service Manual



CC0910

6. Install the skid plate.

## Front Differential/Rear Drive Lubricant

Check and change the lubricant according to the Periodic Maintenance Chart. When changing the lubricant, use approved SAE 80W-90 hypoid gear lube. To check lubricant, use the following procedure.

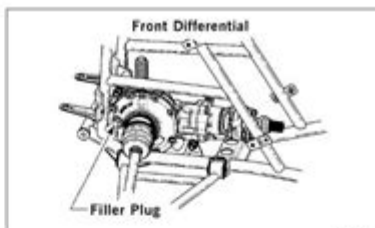
1. On FIS models, remove the rear drive filler plug; the lubricant level should be 1 in. below the threads of the plug. If low, add SAE approved 80W-90 hypoid gear lube as necessary.
2. On ACT models, remove the rear drive inspection plug; the lubricant level should be at the threads of the plug. If low, add SAE approved 80W-90 hypoid gear lube as necessary.



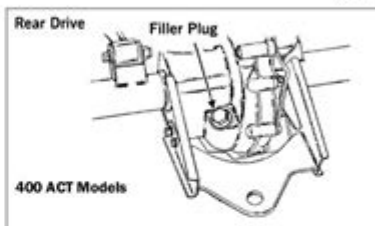
AF923A

To change the lubricant, use the following procedure.

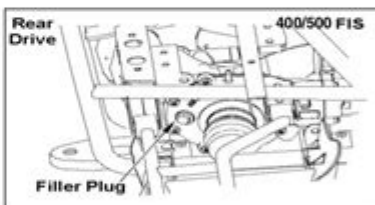
1. Place the ATV on level ground.
2. Remove each oil filler plug.



0735-558

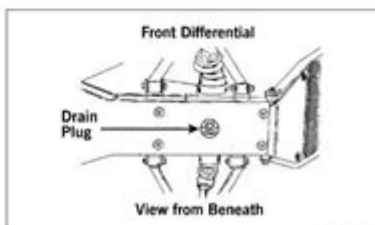


ATV-0077



737-686A

3. Drain the oil into a drain pan by removing in turn the drain plug from each.



ATV0082A

[Back to Section Table of Contents](#)

[Back to Table of Contents](#)

2-19

## Arctic Cat 250 ATV Service Manual

The Arctic Cat 250 ATV is a versatile and reliable vehicle known for its performance on various terrains. To maintain its functionality and longevity, having access to a comprehensive service manual is essential. This article will delve into the importance of the Arctic Cat 250 ATV service manual, its key components, maintenance tips, troubleshooting guidance, and more. Whether you are a seasoned ATV enthusiast or a beginner, understanding the intricacies of your Arctic Cat 250 will enhance your riding experience and ensure your vehicle runs smoothly for years to come.

# Importance of the Arctic Cat 250 ATV Service Manual

A service manual is a crucial resource for any vehicle owner. For the Arctic Cat 250 ATV, it provides detailed insights into maintenance, repair procedures, and specifications. Here are some reasons why having this manual is vital:

- Guided Maintenance: The manual outlines a schedule for regular maintenance tasks, helping you keep the vehicle in optimal condition.
- Repair Procedures: It contains step-by-step instructions for diagnosing and fixing common issues, reducing reliance on professional mechanics.
- Parts Identification: The manual includes diagrams and part numbers, making it easier to order replacement parts when necessary.
- Safety Information: Safety guidelines and precautions are provided to prevent accidents and ensure safe operation.

## Overview of the Arctic Cat 250 ATV

The Arctic Cat 250 ATV is designed for both recreational and utility purposes. Here are its key features:

- Engine Type: The ATV is powered by a 250cc, air-cooled, four-stroke engine, providing sufficient power for various terrains.
- Transmission: It typically features an automatic transmission, making it user-friendly for riders of all experience levels.
- Drive System: The 250 ATV uses a 2WD system, ideal for flat terrains, while some models may offer an optional 4WD for rougher conditions.
- Suspension System: Equipped with an independent front suspension and a swingarm rear suspension, it provides a comfortable ride over bumps and rough terrain.

## Key Components of the Service Manual

The Arctic Cat 250 ATV service manual is divided into several sections, each focusing on different aspects of the vehicle. Here's a breakdown of the key components:

### Maintenance Schedule

Regular maintenance is crucial for the longevity of your ATV. The service manual provides a detailed maintenance schedule, which typically includes:

1. Engine Oil Change: Every 100 hours or every season.
2. Air Filter Inspection: Check every 50 hours; clean or replace as necessary.
3. Fuel Filter Replacement: Every 200 hours or as needed.
4. Brake Fluid Check: Inspect every 100 hours; replace if contaminated.
5. Tire Pressure Check: Monthly, or before each ride.
6. Battery Maintenance: Inspect and clean terminals regularly.

## Tools Required for Maintenance

Having the right tools is essential for performing maintenance tasks. The service manual lists the following tools:

- Socket and wrench set
- Screwdriver set
- Pliers
- Torque wrench
- Oil filter wrench
- Tire pressure gauge
- Multimeter (for electrical diagnostics)

## Engine Specifications and Troubleshooting

The service manual provides a comprehensive overview of the engine specifications, including:

- Displacement: 250cc
- Bore and Stroke: 72mm x 60mm
- Fuel System: Carbureted, typically with a single carburetor.
- Ignition System: CDI (Capacitor Discharge Ignition)

Common troubleshooting scenarios are also detailed, including:

- Engine Won't Start: Check the battery charge, fuel level, and ignition system.
- Overheating: Inspect the coolant level and the radiator for blockages.
- Unusual Noises: Listen for any abnormal sounds that may indicate mechanical issues.

## Electrical System Overview

Understanding the electrical system is vital for troubleshooting and repairs. The service manual covers:

## **Wiring Diagrams**

Wiring diagrams help in understanding the electrical layout of the ATV. Key components include:

- Battery and Charging System: Details on battery connections and the charging system.
- Lighting System: Information on headlight, taillight, and turn signal wiring.
- Starter Motor Circuit: Diagrams showing the starter relay and switch connections.

## **Fuse and Relay Information**

The manual provides a list of fuses and relays, including their locations and ratings. This is crucial for diagnosing electrical failures.

## **Maintenance Tips for the Arctic Cat 250 ATV**

To ensure your Arctic Cat 250 ATV remains in peak condition, consider these maintenance tips:

- Regularly Clean the Air Filter: A clean air filter improves engine performance and fuel efficiency.
- Use High-Quality Fluids: Always use recommended oils and fluids to avoid engine wear.
- Inspect Tires: Regularly check for wear and maintain the recommended tire pressure.
- Wash the ATV After Use: Cleaning helps remove dirt and debris, preventing corrosion and damage.
- Store Properly: If not used for an extended period, store the ATV in a dry place and consider using a battery maintainer.

## **Common Issues and Solutions**

Even with regular maintenance, issues can arise. Here are some common problems and their solutions:

### **Problem: ATV Won't Start**

- Cause: Dead battery or faulty ignition switch.
- Solution: Charge or replace the battery; check the ignition switch for

continuity.

## **Problem: Excessive Smoke from Exhaust**

- Cause: Oil leakage or fuel mixture issues.
- Solution: Check the oil level; inspect carburetor settings.

## **Problem: Poor Performance**

- Cause: Clogged air filter or fuel system issues.
- Solution: Clean or replace the air filter; inspect fuel lines and carburetor.

## **Final Thoughts**

Maintaining your Arctic Cat 250 ATV is essential for ensuring optimal performance and longevity. The service manual is an invaluable resource that offers detailed guidance on maintenance, troubleshooting, and repairs. By following the recommendations outlined in the manual, you can keep your ATV in excellent condition and enjoy countless hours of riding adventures. Whether you are performing routine checks or addressing more significant issues, the knowledge gained from the service manual will empower you to take charge of your ATV maintenance confidently.

## **Frequently Asked Questions**

### **What is the purpose of the Arctic Cat 250 ATV service manual?**

The Arctic Cat 250 ATV service manual provides detailed information on maintenance, repair procedures, and troubleshooting for the ATV, ensuring proper care and functionality.

### **Where can I find the Arctic Cat 250 ATV service manual?**

You can find the Arctic Cat 250 ATV service manual at authorized Arctic Cat dealerships, online marketplaces, or on the official Arctic Cat website in the support section.

## **What kind of maintenance procedures are covered in the Arctic Cat 250 ATV service manual?**

The service manual covers routine maintenance procedures such as oil changes, air filter cleaning, brake adjustments, and tire maintenance.

## **Is the Arctic Cat 250 ATV service manual available in digital format?**

Yes, the Arctic Cat 250 ATV service manual is often available in PDF format for digital download from various online sources.

## **How do I troubleshoot starting issues with my Arctic Cat 250 ATV using the service manual?**

The service manual includes a troubleshooting section that guides you through checking the battery, starter, ignition system, and fuel supply to identify and resolve starting issues.

## **Does the Arctic Cat 250 ATV service manual include electrical system diagrams?**

Yes, the service manual typically includes electrical system diagrams that help in understanding wiring and troubleshooting electrical issues.

## **What tools are recommended for servicing the Arctic Cat 250 ATV?**

The service manual lists essential tools such as wrenches, screwdrivers, pliers, a torque wrench, and a multimeter for electrical testing.

## **Can I perform all repairs on my Arctic Cat 250 ATV myself using the service manual?**

While many repairs can be performed by yourself using the service manual, some complex repairs may require professional assistance or specialized tools.

## **What safety precautions should I take while servicing my Arctic Cat 250 ATV?**

The service manual emphasizes wearing appropriate safety gear, working in a well-ventilated area, and following safety protocols to prevent accidents.

## **How often should I refer to the service manual for my Arctic Cat 250 ATV?**

You should refer to the service manual regularly for scheduled maintenance,

after any repairs, and whenever you encounter issues with the ATV.

Find other PDF article:

<https://soc.up.edu.ph/10-plan/Book?dataid=jdj44-7636&title=business-ethics-velasquez-7th-edition.pdf>

## Arctic Cat 250 Atv Service Manual

Arctic P12 MAX ~3300rpm ...

Mar 2, 2023 · Arctic P12 ARGB ~3,300rpm ~3~  
Arctic P12 MAX ~3300rpm ...

Arctic MX-6 & ROG RG-07 ~3300rpm - 3300rpm

Jan 15, 2024 · Arctic MX-6 ~3300rpm +1MX-6 ~3300rpm Arctic MX-6 ~3300rpm  
Arctic MX-6 ~3300rpm ...

Arctic Freezer 36 ~3300rpm ...

May 18, 2024 · Arctic Freezer 36 ~3300rpm Arctic Freezer 36 ~3300rpm Arctic Freezer 36 ~3300rpm  
Arctic Freezer 36 ~3300rpm ...

Arctic P12 PWM PST ~3300rpm ...

Mar 19, 2022 · Arctic P12 PWM PST ~3300rpm Arctic P12 PWM PST ~3300rpm Arctic P12 PWM PST ~3300rpm  
Arctic P12 PWM PST ~3300rpm ...

Arctic Paper - Forum - Bankier.pl - zbiór dyskusji o spółce1

Jul 22, 2025 · Gorące dyskusje o spółkach i wydarzeniach na parkiecie. Największe forum giełdowe w polskim internecie.

**WIG - Notowania indeksów giełdowych - Bankier.pl**

WIG - najnowsze wiadomości, aktualne notowania, forum dyskusyjne

Arctic Paper SA (ARCTIC) - Notowania GPW - Giełda - Bankier.pl - 1

Aug 1, 2024 · Arctic Paper SA (ARCTIC) - najnowsze wiadomości, aktualne notowania, forum dyskusyjne, komunikaty espi, wyniki finansowe, rekomendacje - 1

Akcje - Notowania GPW - Giełda - Bankier.pl

Aktualne notowania akcji na Giełdzie Papierów Wartościowych w Warszawie (GPW), statystyki, wykresy. Sortuj tabelę po branży lub przeglądaj alfabetycznie.

Arctic P12 PWM PST ~3300rpm ...

Apr 3, 2024 · Arctic P12 PWM PST ~3300rpm Arctic P12 PWM PST ~3300rpm Arctic P12 PWM PST ~3300rpm  
Arctic P12 PWM PST ~3300rpm ...

Arctic P12 PWM PST A-RGB 0dB ...

Jun 11, 2022 · Arctic (Arctic Cooling) ~3300rpm Arctic (Arctic Cooling) ~3300rpm Arctic (Arctic Cooling) ~3300rpm  
Arctic (Arctic Cooling) ~3300rpm ...

Arctic P12 MAX ~3300rpm ...

Arctic P12 MAX ~3300rpm ...

Mar 2, 2023 · Arctic P12 ARGB 3,300rpm 3~

ARCTIC MX-6 & ROG RG-07 & -

Jan 15, 2024 · ARCTIC MX-5 + 1 MX-6 ARCTIC 20g MX-5

Arctic Freezer 36 ARGB ARGB Arctic T30

May 18, 2024 · Arctic Freezer 36 ARGB ARGB Arctic T30

~! ARCTIC P12 PWM PST

Mar 19, 2022 · ARCTIC P12 P14 ARCTIC P12 PWM PST

## Arctic Paper - Forum - Bankier.pl - zbiór dyskusji o spółce1

Jul 22, 2025 · Gorące dyskusje o spółkach i wydarzeniach na parkiecie. Największe forum giełdowe w polskim internecie.

## WIG - Notowania indeksów giełdowych - Bankier.pl

WIG - najnowsze wiadomości, aktualne notowania, forum dyskusyjne

## Arctic Paper SA (ARCTIC) - Notowania GPW - Giełda - Bankier.pl - 1

Aug 1, 2024 · Arctic Paper SA (ARCTIC) - najnowsze wiadomości, aktualne notowania, forum dyskusyjne, komunikaty espi, wyniki finansowe, rekomendacje - 1

## Akcje - Notowania GPW - Giełda - Bankier.pl

Aktualne notowania akcji na Giełdzie Papierów Wartościowych w Warszawie (GPW), statystyki, wykresy. Sortuj tabelę po branży lub przeglądaj alfabetycznie.

@be quiet! 701pure wings3 be quiet!

Apr 3, 2024 · be quiet! 701pure wings3 be quiet!

## ARCTIC P12 PWM PST A-RGB 0dB

Jun 11, 2022 · ARCTIC (Arctic Cooling) DIY 15

Unlock the full potential of your Arctic Cat 250 ATV with our comprehensive service manual. Discover how to maintain and troubleshoot your vehicle effectively!

[Back to Home](#)