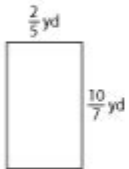
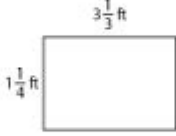

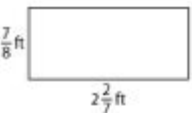

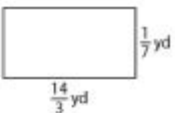

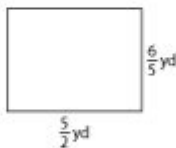
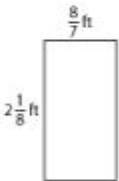


# Area Of Rectangles With Fractional Side Lengths Worksheet

S1

## Area of a Rectangle | Fractions

Find the area of each rectangle.

- 1)  Area = \_\_\_\_\_
- 2)  Area = \_\_\_\_\_
- 3)  Area = \_\_\_\_\_
- 4)  Area = \_\_\_\_\_
- 5)  Area = \_\_\_\_\_
- 6)  Area = \_\_\_\_\_
- 7)  Area = \_\_\_\_\_
- 8)  Area = \_\_\_\_\_
- 9)  Area = \_\_\_\_\_

Teaching Resources @ [www.tutoringhour.com](http://www.tutoringhour.com)

Area of rectangles with fractional side lengths worksheet is an essential educational tool for students learning about geometry, specifically the concept of calculating the area of rectangles. This worksheet not only provides practice problems but also reinforces the understanding of fractional numbers in a geometric context. As we explore the complexities of this topic, we will delve into the significance of area, how to calculate it using fractional side lengths, and provide a comprehensive guide to creating effective worksheets for students.

## Understanding the Area of Rectangles

The area of a rectangle is defined as the space contained within its boundaries. The formula used to calculate the area (A) of a rectangle is fairly straightforward:

$$A = \text{length} \times \text{width}$$

Where:

- Length refers to one side of the rectangle.
- Width refers to the adjacent side of the rectangle.

When dealing with whole numbers, this calculation is simple. However, when lengths are represented as fractions, the process becomes more nuanced.

## Importance of Understanding Area in Geometry

Understanding the area of rectangles is fundamental in geometry for several reasons:

1. Real-World Applications: Area calculations are critical in various fields including architecture, engineering, landscaping, and more.
2. Foundation for Advanced Concepts: Mastering area calculations prepares students for more complex topics in geometry and calculus, such as the area of irregular shapes and integration.
3. Problem-Solving Skills: Working with areas fosters critical thinking and problem-solving abilities as students learn to manipulate fractions and apply them in different contexts.
4. Visual Learning: Area concepts help students visualize and comprehend how space is utilized in real-world scenarios, making mathematics more tangible.

## Calculating Area with Fractional Side Lengths

When the side lengths of a rectangle are given as fractions, the area calculation follows the same principle but requires additional attention to the arithmetic of fractions.

## Step-by-Step Guide to Calculating Area with Fractions

1. Identify the Length and Width: Determine the fractional values for both the length and width of the rectangle.

- Example: Length =  $\frac{3}{4}$ , Width =  $\frac{2}{5}$

2. Multiplication of Fractions: To find the area, multiply the two fractional values. The multiplication of fractions follows this formula:

$$\frac{a}{b} \times \frac{c}{d} = \frac{a \times c}{b \times d}$$

- For our example:

$$\text{Area} = \frac{3}{4} \times \frac{2}{5} = \frac{3 \times 2}{4 \times 5} = \frac{6}{20}$$

3. Simplifying the Fraction: After multiplication, simplify the resulting fraction if possible.

- Continuing with our example:

$$\left[ \frac{6}{20} = \frac{3}{10} \quad (\text{after dividing both numerator and denominator by 2}) \right]$$

4. Final Area: The area of the rectangle with the given fractional dimensions is  $\left( \frac{3}{10} \right)$  square units.

## Creating a Worksheet for Area of Rectangles with Fractional Side Lengths

Designing a worksheet that focuses on calculating the area of rectangles with fractional side lengths involves several key components:

1. Clear Instructions: Begin with clear instructions on how to calculate the area using the given fractional lengths. Use examples to illustrate the process.
2. Variety of Problems: Include various types of problems to challenge students at different levels:
  - Simple fractions (e.g.,  $\left( \frac{1}{2} \right)$  and  $\left( \frac{1}{3} \right)$ )
  - Mixed numbers (e.g.,  $\left( 1 \frac{1}{2} \right)$  and  $\left( 2 \frac{1}{4} \right)$ )
  - Improper fractions (e.g.,  $\left( \frac{5}{3} \right)$  and  $\left( \frac{7}{4} \right)$ )
3. Solution Key: Provide a solution key to facilitate self-correction. This helps students learn from their mistakes and understand the correct process.
4. Real-World Applications: Incorporate word problems that apply area calculations to real-world scenarios, such as finding the area of a garden, a room, or a piece of land.
5. Visual Aids: Include diagrams of rectangles with fractional dimensions to visually assist students in understanding the geometric context.

## Example Problems for the Worksheet

Here are some example problems that can be included in the worksheet:

1. Calculate the area of a rectangle with a length of  $\left( \frac{2}{3} \right)$  and a width of  $\left( \frac{4}{5} \right)$ .
2. Find the area of a rectangle where the length is  $\left( 1 \frac{1}{2} \right)$  and the width is  $\left( 2 \frac{2}{3} \right)$ .
3. Determine the area of a rectangle with an improper length of  $\left( \frac{9}{4} \right)$  and a width of  $\left( \frac{3}{2} \right)$ .
4. A rectangular garden has a length of  $\left( \frac{5}{6} \right)$  and a width of  $\left( \frac{1}{3} \right)$ . What is the area of the garden?
5. A tile is shaped like a rectangle with dimensions  $\left( 2 \frac{1}{4} \right)$  by  $\left( \frac{3}{4} \right)$ . Calculate

the area of the tile.

## Tips for Educators

When teaching the area of rectangles with fractional side lengths, consider the following tips:

- Reinforce Fraction Concepts: Ensure students have a solid understanding of fractions before introducing area calculations. Use visual aids like fraction circles or bars to enhance comprehension.
- Encourage Group Work: Allow students to work in pairs or small groups to solve problems collaboratively. This can foster discussion and a deeper understanding of the concepts.
- Utilize Technology: Incorporate online tools or apps that allow students to practice area calculations interactively.
- Regular Review: Periodically revisit the topic through quizzes or games to reinforce learning and retention.

## Conclusion

The area of rectangles with fractional side lengths worksheet serves as a vital resource for students learning geometry. By understanding how to calculate area with fractions, students develop essential mathematical skills that are applicable in numerous real-world situations. Through effective worksheets, engaging problems, and supportive teaching methods, educators can facilitate a deeper understanding and appreciation for the beauty of mathematics in geometry.

## Frequently Asked Questions

### What is the formula for calculating the area of a rectangle with fractional side lengths?

The formula for calculating the area of a rectangle is  $\text{Area} = \text{length} \times \text{width}$ , where both length and width can be fractional.

### How do you multiply fractions when finding the area of a rectangle?

To multiply fractions, you multiply the numerators together and the denominators together. For example, for length  $\frac{1}{2}$  and width  $\frac{3}{4}$ , the area is  $(1 \times 3) / (2 \times 4) = \frac{3}{8}$ .

### Can you provide an example of finding the area of a rectangle

## **with side lengths of $\frac{2}{3}$ and $\frac{3}{5}$ ?**

Yes! Area =  $(\frac{2}{3}) \times (\frac{3}{5}) = (2 \times 3) / (3 \times 5) = 6/15$ , which simplifies to  $\frac{2}{5}$ .

## **What is a common mistake when calculating the area of rectangles with fractional lengths?**

A common mistake is forgetting to simplify the resulting fraction after multiplication, which can lead to incorrect answers.

## **Are there worksheets available for practicing area calculations with fractional side lengths?**

Yes, many educational websites offer worksheets specifically designed for practicing the area of rectangles with fractional side lengths.

## **How can I check my work after calculating the area of a rectangle with fractions?**

You can check your work by recalculating the area using a different method, such as converting fractions to decimals and then multiplying.

## **What grade level is typically taught how to find the area of rectangles with fractional side lengths?**

Students in grades 4 to 6 are typically taught how to find the area of rectangles with fractional side lengths, depending on the curriculum.

## **What resources can help students understand area calculations with fractions better?**

Resources such as online math games, instructional videos, and interactive worksheets can help students understand area calculations with fractions.

## **How can I incorporate real-life examples to teach area of rectangles with fractional lengths?**

You can incorporate real-life examples such as calculating the area of a garden plot or a piece of fabric, using fractional measurements for length and width.

Find other PDF article:

<https://soc.up.edu.ph/45-file/Book?docid=EgN05-3719&title=oxford-dictionary-oxford-dictionary-oxford-dictionary.pdf>

# Area Of Rectangles With Fractional Side Lengths

## Worksheet

“area”“region”“zone”“district”  

area  60 years ago, half French people were still living in the rural area. region  ...

  86  1  ...

Apr 27, 2024 · 00  ...

025  0510  0511  0512  0513  0514  0515  ...

0571  0574  0577  0575  0572  0573  0579  0570  0576  0578  0580  ...

020  066+  075+  076+  “”  ...

wland  

Sep 6, 2024 · wland  Wland  1. \*\*  \*\*  ...

“ +86”“ +086”“ +0086”  

+0086  3  86  28  ...

1  0551—2  0552—3  0553—4  0554—5  0555—6  0556—7  0557—8  0558—9  ...

manwa  

Feb 4, 2025 · manwa  <https://manwa.site>  <https://manwa.life>  <https://manwa.biz>  <https://manwa.asia>  ...

“area”“region”“zone”“district”  

area  60 years ago, half French people were still living in the rural area. region  ...

  86  1  ...

[Back to Home](#)