




Art History Curriculum Homeschool

ART HISTORY CURRICULUM With Hands-On Art Activities Grades K-12



www.LampPostHomeschool.com

ART HISTORY CURRICULUM HOMESCHOOL PROGRAMS PROVIDE A UNIQUE OPPORTUNITY FOR FAMILIES TO EXPLORE THE RICH TAPESTRY OF ARTISTIC EXPRESSION WHILE FOSTERING CRITICAL THINKING AND CREATIVITY IN THEIR CHILDREN. UNLIKE TRADITIONAL SCHOOL SETTINGS, HOMESCHOOLING ALLOWS FOR A TAILORED APPROACH TO LEARNING, ENABLING STUDENTS TO DELVE DEEPLY INTO SPECIFIC AREAS OF INTEREST AT THEIR OWN PACE. THIS ARTICLE EXPLORES HOW TO DESIGN AN EFFECTIVE ART HISTORY CURRICULUM FOR HOMESCHOOLING, THE BENEFITS OF STUDYING ART HISTORY, ESSENTIAL RESOURCES, AND PRACTICAL TIPS FOR ENGAGING YOUR CHILD IN THIS FASCINATING SUBJECT.

UNDERSTANDING THE IMPORTANCE OF ART HISTORY

ART HISTORY IS MORE THAN JUST A STUDY OF PAINTINGS AND SCULPTURES; IT IS AN EXPLORATION OF CULTURE, SOCIETY, AND HUMAN EXPRESSION THROUGHOUT TIME. UNDERSTANDING ART HISTORY OFFERS STUDENTS THE FOLLOWING BENEFITS:

1. **CULTURAL AWARENESS:** ART REFLECTS THE BELIEFS, VALUES, AND EXPERIENCES OF DIFFERENT CULTURES. STUDYING ART HISTORY HELPS CHILDREN APPRECIATE DIVERSITY AND THE HISTORICAL CONTEXT BEHIND VARIOUS ART MOVEMENTS.
2. **CRITICAL THINKING SKILLS:** ANALYZING ARTWORKS ENCOURAGES STUDENTS TO THINK CRITICALLY ABOUT THE CHOICES ARTISTS MAKE AND THE MESSAGES THEY CONVEY. THIS SKILL IS TRANSFERABLE TO OTHER SUBJECTS AND REAL-LIFE SITUATIONS.
3. **CREATIVITY AND INSPIRATION:** EXPOSURE TO DIVERSE ARTISTIC STYLES CAN INSPIRE STUDENTS TO EXPRESS THEMSELVES CREATIVELY. UNDERSTANDING THE TECHNIQUES AND INTENTIONS BEHIND FAMOUS WORKS CAN MOTIVATE THEM TO EXPLORE THEIR ARTISTRY.

4. HISTORICAL CONTEXT: ART IS OFTEN A REFLECTION OF THE TIME IN WHICH IT WAS CREATED. STUDYING ART HISTORY ENABLES STUDENTS TO CONNECT HISTORICAL EVENTS WITH ARTISTIC MOVEMENTS, OFFERING A COMPREHENSIVE UNDERSTANDING OF BOTH SUBJECTS.

DESIGNING AN ART HISTORY CURRICULUM

CREATING A WELL-ROUNDED ART HISTORY CURRICULUM FOR HOMESCHOOL INVOLVES SEVERAL KEY COMPONENTS. HERE'S A STEP-BY-STEP GUIDE TO HELP YOU BUILD A ROBUST PROGRAM:

1. DEFINE LEARNING OBJECTIVES

BEFORE DIVING INTO SPECIFIC CONTENT, IT'S ESSENTIAL TO ESTABLISH YOUR GOALS FOR THE CURRICULUM. CONSIDER THE FOLLOWING QUESTIONS:

- WHAT AGE GROUP ARE YOU TEACHING?
- WHAT SPECIFIC AREAS OF ART HISTORY DO YOU WANT TO FOCUS ON (E.G., ANCIENT ART, RENAISSANCE, MODERN ART)?
- HOW WILL YOU ASSESS UNDERSTANDING AND RETENTION OF THE MATERIAL?

2. CHOOSE A THEMATIC APPROACH

A THEMATIC APPROACH ALLOWS FOR A MORE COHESIVE STUDY OF ART HISTORY. HERE ARE SOME THEMES TO CONSIDER:

- ART AND SOCIETY: EXPLORE HOW SOCIAL ISSUES, POLITICS, AND CULTURAL CHANGES INFLUENCE ARTISTIC EXPRESSION.
- ART TECHNIQUES AND MEDIUMS: STUDY DIFFERENT MATERIALS AND TECHNIQUES USED THROUGHOUT HISTORY, EXAMINING HOW THEY SHAPE THE FINAL WORK.
- INFLUENTIAL ARTISTS: FOCUS ON KEY FIGURES IN ART HISTORY, ANALYZING THEIR CONTRIBUTIONS AND IMPACT ON THE ART WORLD.
- ART MOVEMENTS: EXAMINE VARIOUS MOVEMENTS SUCH AS IMPRESSIONISM, CUBISM, AND SURREALISM, DISCUSSING THEIR CHARACTERISTICS AND SIGNIFICANCE.

3. CREATE A FLEXIBLE SCHEDULE

A FLEXIBLE SCHEDULE ALLOWS YOU TO ADAPT THE CURRICULUM BASED ON YOUR CHILD'S INTERESTS AND LEARNING PACE. CONSIDER IMPLEMENTING THE FOLLOWING STRUCTURE:

- WEEKLY THEMES: DEDICATE EACH WEEK TO A SPECIFIC TOPIC OR ARTIST. THIS CAN HELP MAINTAIN FOCUS AND ENCOURAGE DEEP EXPLORATION.
- HANDS-ON PROJECTS: INTEGRATE ART-MAKING PROJECTS THAT RELATE TO THE TOPICS STUDIED, ALLOWING STUDENTS TO APPLY WHAT THEY HAVE LEARNED.
- FIELD TRIPS: PLAN VISITS TO LOCAL MUSEUMS, GALLERIES, OR ART STUDIOS TO REINFORCE LESSONS AND PROVIDE REAL-WORLD EXPERIENCES.

4. INCORPORATE VARIOUS LEARNING RESOURCES

A DIVERSE ARRAY OF MATERIALS CAN ENHANCE LEARNING. CONSIDER THE FOLLOWING RESOURCES:

- BOOKS: SEEK OUT AGE-APPROPRIATE ART HISTORY BOOKS FOR CHILDREN AND YOUNG ADULTS. NOTABLE TITLES INCLUDE:
- "THE STORY OF ART" BY E.H. GOMBRICH

- "ART: A WORLD HISTORY" BY ROBERT CUMMING
- "THE ART BOOK FOR CHILDREN" SERIES
- ONLINE COURSES AND LECTURES: PLATFORMS LIKE COURSERA AND KHAN ACADEMY OFFER FREE ART HISTORY COURSES THAT CAN SUPPLEMENT YOUR CURRICULUM.
- DOCUMENTARIES AND FILMS: VISUAL MEDIA CAN BRING ART HISTORY TO LIFE. LOOK FOR DOCUMENTARIES THAT FOCUS ON SPECIFIC ARTISTS, MOVEMENTS, OR PERIODS.
- VIRTUAL MUSEUM TOURS: MANY MUSEUMS OFFER ONLINE TOURS THAT ALLOW STUDENTS TO EXPLORE COLLECTIONS FROM HOME. NOTABLE OPTIONS INCLUDE:
 - THE LOUVRE
 - THE BRITISH MUSEUM
 - THE METROPOLITAN MUSEUM OF ART

ENGAGING ACTIVITIES FOR ART HISTORY LEARNING

INCORPORATING INTERACTIVE ACTIVITIES CAN MAKE LEARNING ABOUT ART HISTORY ENJOYABLE AND MEMORABLE. HERE ARE SOME ENGAGING IDEAS TO CONSIDER:

1. ART PROJECTS

ENCOURAGE YOUR CHILD TO CREATE THEIR OWN ARTWORK INSPIRED BY HISTORICAL STYLES. SOME PROJECT IDEAS INCLUDE:

- IMPRESSIONIST LANDSCAPES: USE PASTEL OR WATERCOLOR TECHNIQUES TO REPLICATE THE SOFT BRUSHWORK OF IMPRESSIONIST ARTISTS.
- CUBIST COLLAGES: CREATE A COLLAGE THAT DECONSTRUCTS A FAMILIAR OBJECT INTO GEOMETRIC SHAPES, MIMICKING THE STYLE OF PICASSO.
- SURREALIST DRAWINGS: PROMPT STUDENTS TO CREATE DREAM-LIKE SCENES THAT COMBINE UNEXPECTED ELEMENTS, INSPIRED BY SALVADOR DALÍ.

2. ART HISTORY JOURNALS

HAVE YOUR CHILD MAINTAIN AN ART HISTORY JOURNAL WHERE THEY CAN:

- WRITE REFLECTIONS ON ARTWORKS STUDIED.
- DOCUMENT THEIR THOUGHTS ON DIFFERENT ART MOVEMENTS.
- SKETCH THEIR INTERPRETATIONS OF FAMOUS PIECES.

3. GROUP DISCUSSIONS

FACILITATE DISCUSSIONS ABOUT VARIOUS ARTWORKS, ENCOURAGING YOUR CHILD TO EXPRESS THEIR OPINIONS AND INTERPRETATIONS. USE OPEN-ENDED QUESTIONS TO STIMULATE DIALOGUE, SUCH AS:

- WHAT EMOTIONS DOES THIS ARTWORK EVOKE?
- HOW DOES THE ARTIST'S BACKGROUND INFLUENCE THEIR WORK?
- IN WHAT WAYS DOES THIS PIECE CONNECT TO THE HISTORICAL CONTEXT IN WHICH IT WAS CREATED?

4. CREATE A FAMILY ART GALLERY

ORGANIZE A FAMILY ART SHOW WHERE YOUR CHILD CAN DISPLAY THEIR ARTWORK ALONGSIDE PRINTS OF FAMOUS PIECES

STUDIED THROUGHOUT THE YEAR. THIS CAN SERVE AS A CULMINATION OF THEIR LEARNING EXPERIENCE AND PROVIDE A PLATFORM TO SHARE THEIR KNOWLEDGE WITH OTHERS.

ASSESSING PROGRESS

ASSESSMENT IN A HOMESCHOOL ART HISTORY CURRICULUM CAN TAKE MANY FORMS. HERE ARE SOME METHODS TO CONSIDER:

- QUIZZES AND TESTS: CREATE SHORT QUIZZES ON KEY ARTISTS, MOVEMENTS, AND TERMINOLOGY.
- PROJECT PRESENTATIONS: ENCOURAGE YOUR CHILD TO PRESENT THEIR ART PROJECTS AND THE HISTORICAL CONTEXT BEHIND THEM.
- REFLECTION ESSAYS: ASK STUDENTS TO WRITE ESSAYS REFLECTING ON WHAT THEY HAVE LEARNED ABOUT SPECIFIC ART MOVEMENTS OR ARTISTS.

CONCLUSION

AN ART HISTORY CURRICULUM HOMESCHOOL PROGRAM OFFERS AN ENRICHING EXPERIENCE THAT DEVELOPS A CHILD'S APPRECIATION FOR ART AND CULTURE. BY DESIGNING A FLEXIBLE AND ENGAGING CURRICULUM, INCORPORATING DIVERSE RESOURCES, AND INTEGRATING HANDS-ON ACTIVITIES, YOU CAN CREATE A DYNAMIC LEARNING ENVIRONMENT THAT FOSTERS CREATIVITY AND CRITICAL THINKING. THE BEAUTY OF HOMESCHOOLING LIES IN ITS ADAPTABILITY, ALLOWING YOU TO CUSTOMIZE YOUR APPROACH TO FIT YOUR CHILD'S INTERESTS AND LEARNING STYLE. WHETHER YOUR CHILD BECOMES A BUDDING ARTIST OR SIMPLY DEVELOPS A DEEPER APPRECIATION FOR THE ARTS, THE SKILLS AND INSIGHTS GAINED FROM STUDYING ART HISTORY WILL LAST A LIFETIME.

FREQUENTLY ASKED QUESTIONS

WHAT ARE THE KEY COMPONENTS OF AN ART HISTORY CURRICULUM FOR HOMESCHOOLING?

AN EFFECTIVE ART HISTORY CURRICULUM SHOULD INCLUDE AN OVERVIEW OF MAJOR ART MOVEMENTS, INFLUENTIAL ARTISTS, CULTURAL CONTEXTS, AND HANDS-ON ART PROJECTS. INCORPORATING VISUAL ANALYSIS, DISCUSSIONS, AND VISITS TO LOCAL MUSEUMS CAN ENHANCE THE LEARNING EXPERIENCE.

HOW CAN I INTEGRATE ART HISTORY WITH OTHER SUBJECTS IN A HOMESCHOOL SETTING?

YOU CAN INTEGRATE ART HISTORY WITH SUBJECTS LIKE HISTORY BY EXPLORING THE CULTURAL SIGNIFICANCE OF ART IN DIFFERENT ERAS, OR WITH LITERATURE BY STUDYING ILLUSTRATED BOOKS AND THE ARTWORK OF AUTHORS' TIMES. SCIENCE CAN BE INTEGRATED THROUGH THE STUDY OF MATERIALS AND TECHNIQUES USED IN ART.

WHAT RESOURCES ARE AVAILABLE FOR TEACHING ART HISTORY AT HOME?

THERE ARE NUMEROUS RESOURCES AVAILABLE INCLUDING ONLINE COURSES, TEXTBOOKS, DOCUMENTARIES, VIRTUAL MUSEUM TOURS, AND ART HISTORY PODCASTS. WEBSITES LIKE KHAN ACADEMY AND COURSERA OFFER FREE COURSES, WHILE MANY LOCAL LIBRARIES PROVIDE ACCESS TO ART HISTORY BOOKS AND FILMS.

HOW CAN I MAKE ART HISTORY ENGAGING FOR MY HOMESCHOOL STUDENTS?

TO ENGAGE STUDENTS, USE INTERACTIVE METHODS SUCH AS CREATING TIMELINES, HOSTING ART CRITIQUE SESSIONS, AND ENCOURAGING THEM TO CREATE THEIR OWN ARTWORK INSPIRED BY HISTORICAL STYLES. INCORPORATING GAMES AND QUIZZES CAN ALSO MAKE LEARNING FUN.

Excel ()

Feb 19, 2025 · SUM

3. ...

Aug 10, 2022 · 06 5

2025 7 RTX 5060

Jun 30, 2025 · 1080P/2K/4K RTX 5060 25

2025 7 CPU 9 9950X3D -

Jun 30, 2025 · CPU

12

Nov 11, 2022 · 12

2025 07 100/200/300 ...

6 days ago · Wi-Fi 7 Wi-Fi 6 Wi-Fi 6E 4096QAM 320MHz 16×16 Wifi6 20%

DeviantArt - The Largest Online Art Gallery and Community

DeviantArt is where art and community thrive. Explore over 350 million pieces of art while connecting to fellow artists and art enthusiasts.

Alex-GTS-Artist - Professional, Digital Artist | DeviantArt

Feb 27, 2025 · Check out Alex-GTS-Artist's art on DeviantArt. Browse the user profile and get inspired.

2025 7 -

2025 DIY

Excel ()

Feb 19, 2025 · SUM

3. ...

Aug 10, 2022 · 06 5

2025 7 RTX 5060

Jun 30, 2025 · 1080P/2K/4K RTX 5060 25

2025 7 CPU 9 9950X3D -

Jun 30, 2025 · CPU

12

Nov 11, 2022 · 12

2025 / / 07 100/200/300 ...

6 days ago · WiFi7 Wi-Fi 6 Wi-Fi 6E 4096QAM 320MHz 16×16 Wifi6 20%

"Explore an engaging art history curriculum for homeschool that inspires creativity and critical thinking. Discover how to enrich your child's learning today!"

[Back to Home](#)