



Apostrophe Worksheets With Answer Key



Apostrophe's



(A) Write the following sentences in apostrophe;

1) The father of James is a doctor.

2) The hats of those ladies are very costly.

3) The coat of the boy is very dirty.

4) The name of my son is Vinay.

5) The parents of those girls were very angry.

6) The typist of Mr. Singh is an honest man.

7) The washerman is washing the clothes of the boys.

8) You can't repay the love of a mother.

9) She is a member of the club of women.

10) The teacher is pointing at a picture of an owl.

11) The toys of my children were in the box.

12) The hair of this thief is curly.

13) The ribbons of those girls are cute.

14) The neck of a giraffe is very long.

15) Some people wear feathers of birds on their heads.

16) The dog of Sonu is in the kennel.

17) The feet of those geese are soiled.

18) This is the letter of my friend.




19) The dentist is cleaning teeth of those men.

20) The beard of my uncle is long.

21) That is the house of his uncle.









22) The toys of the children are very expensive.

23) The picture of an elephant is very big.



B) Complete the following table.

	Singular	Singular	Plural	Plural
1	wolf	Wolf's	Wolves	Wolves'
2	Fox			
3	Thief			
4	Prince			
5	Woman			
6	Boy			
7	Mother			
8	Snake			
9	Servant			
10	actress			



Apostrophe worksheets with answer key serve as an essential tool for educators and students alike, facilitating a deeper understanding of the usage of apostrophes in the English language. Apostrophes can be confusing, as they have various functions, including indicating possession, forming contractions, and sometimes marking plurals. This article will explore the significance of apostrophes, common mistakes, and how worksheets can be effectively utilized in educational settings, complete with an answer key for reference.

The Importance of Apostrophes in English Grammar

Apostrophes play a crucial role in written communication. They help convey the correct meaning of sentences, making it easier for readers to understand the intended message. Here are some reasons why mastering the use of apostrophes is vital:

- **Clarity:** Apostrophes clarify whether a word is possessive or a contraction, which can alter the meaning of a sentence.
- **Professionalism:** Correct usage of apostrophes contributes to the professionalism of written work, which is particularly important in academic and business environments.
- **Standardization:** Apostrophes follow specific grammatical rules that standardize the English language, allowing for consistent understanding among readers.

Common Uses of Apostrophes

Understanding the different functions of apostrophes is vital for accurate usage. Here are the primary ways apostrophes are used:

1. Indicating Possession

Apostrophes are used to show that something belongs to someone or something. The general rules for possession are:

- For singular nouns, add an apostrophe followed by 's' (e.g., the dog's leash).
- For plural nouns that end in 's,' only add an apostrophe (e.g., the dogs' park).
- For plural nouns that do not end in 's,' add an apostrophe followed by 's' (e.g., the children's toys).

2. Forming Contractions

Apostrophes are also used to indicate the omission of letters in contractions. Common examples include:

- "do not" becomes "don't"
- "I am" becomes "I'm"
- "they are" becomes "they're"

3. Plurals of Letters, Numbers, and Symbols

In some cases, apostrophes are used to form the plurals of letters, numbers, or symbols to avoid confusion. For example:

- Mind your p's and q's.
- There are two 7's in my phone number.

Common Mistakes with Apostrophes

Even with a clear understanding of how to use apostrophes, mistakes are common. Here are some frequent errors to watch out for:

- **Its vs. It's:** "Its" is a possessive form, while "it's" is a contraction for "it is."
- **Your vs. You're:** "Your" is possessive, whereas "you're" is a contraction for "you are."
- **Who's vs. Whose:** "Who's" is a contraction for "who is," while "whose" indicates possession.

Using Apostrophe Worksheets in Education

Apostrophe worksheets are an excellent resource for both teachers and students. They provide a structured way to practice and reinforce the rules surrounding apostrophe usage. Here's how to effectively utilize these worksheets:

1. Identifying Gaps in Knowledge

Worksheets can help teachers identify which students are struggling with apostrophe usage. By reviewing the completed worksheets, educators can pinpoint specific areas where students need additional support or instruction.

2. Providing Practice Opportunities

Worksheets provide a variety of exercises that encourage students to practice their skills. These can include:

- Fill-in-the-blank sentences

- Multiple-choice questions
- Correcting sentences with apostrophe errors

3. Encouraging Peer Review

Incorporating peer review into worksheet activities can enhance learning. Students can exchange their worksheets and provide feedback on each other's work, encouraging collaboration and deeper understanding.

4. Incorporating Real-World Examples

Using real-world examples in worksheets can make the learning process more engaging. For instance, worksheets could include excerpts from books, articles, or advertisements that contain apostrophes, allowing students to analyze their usage in context.

Sample Apostrophe Worksheet

Here is a sample apostrophe worksheet that can be used for practice:

Worksheet: Apostrophe Usage

1. Rewrite the following sentences, adding apostrophes where necessary:

- The cat plays with its toy.
- They are going to the party, but they do not know if it will be fun.
- The teachers lounge is off limits to students.

2. Choose the correct form of the word in parentheses:

- Is that (its/it's) book on the table?
- (Your/You're) going to love this movie!
- (Who's/Whose) jacket is this?

3. Correct the mistakes in the following sentences:

- The dog wagged it's tail.
- The girls went to there friends house.
- She said that theyre going to be late.

Answer Key for the Sample Worksheet

1.

- The cat plays with its toy. (no change)
- They are going to the party, but they don't know if it will be fun.
- The teachers' lounge is off limits to students.

2.

- Is that (its) book on the table?
- (You're) going to love this movie!
- (Whose) jacket is this?

3.

- The dog wagged its tail.
- The girls went to their friend's house.
- She said that they're going to be late.

Conclusion

Apostrophe worksheets with answer keys are valuable resources that assist in teaching and reinforcing the rules of apostrophe usage. By providing structured practice and feedback, these worksheets can help students master the complexities of apostrophes, ultimately improving their writing and communication skills. As students become more proficient in using apostrophes correctly, they will gain greater confidence in their writing abilities, leading to clearer and more effective communication.

Frequently Asked Questions

What are apostrophe worksheets used for?

Apostrophe worksheets are used to help students understand the rules of using apostrophes, including possession and contractions.

Where can I find apostrophe worksheets with answer keys?

Apostrophe worksheets with answer keys can be found on educational websites, teaching resource platforms, and in printable PDF formats.

What grade level are apostrophe worksheets typically designed for?

Apostrophe worksheets are typically designed for elementary to middle school students, generally around 3rd to 7th grade.

How can apostrophe worksheets enhance writing skills?

Apostrophe worksheets can enhance writing skills by providing practice in correct punctuation, which leads to clearer and more effective communication.

What types of exercises are included in apostrophe

worksheets?

Apostrophe worksheets often include fill-in-the-blank exercises, multiple-choice questions, sentence correction tasks, and writing prompts.

Can apostrophe worksheets be used for self-assessment?

Yes, apostrophe worksheets with answer keys can be used for self-assessment, allowing students to check their understanding and correct mistakes independently.

Find other PDF article:

<https://soc.up.edu.ph/01-text/pdf?dataid=vAj35-6898&title=2001-honda-vfr-800-owners-manual.pdf>

Apostrophe Worksheets With Answer Key

Quora - The apostrophe (' or ') is a punctuation mark.

Apr 4, 2015 · The apostrophe (' or ') is a punctuation mark. Quora ... 24

Apostrophe - The apostrophe (' or ') is a punctuation mark.

Apostrophe - The apostrophe (' or ') is a punctuation mark. ...

Apostrophe inversée - CommentCaMarche

ma question va vous paraitre sans doute ridicule mais comme je suis novice. comment utiliser l'apostrophe inverser (sous le 7 majuscule, a coté du è) entre 2 lettres? en ...

PHp : Probleme d'apostrophe dans un formulaire [Résolu]

En fait j'en deduit après qqes test que c'est a cause d'un apostrophe que cette erreur apparait. Je voudrais donc savoir comment faire pour que quand on saisis un ...

Espace ajouté automatiquement après l'apostrophe

EN tapant mon premier document je m'aperçois que word ajoute systématiquement un grand espace après chaque apostrophe et il est impossible de ...

Quora - The apostrophe (' or ') is a punctuation mark.

Apr 4, 2015 · The apostrophe (' or ') is a punctuation mark. Quora ... 24

Apostrophe - The apostrophe (' or ') is a punctuation mark.

Apostrophe - The apostrophe (' or ') is a punctuation mark. ...

Apostrophe inversée - CommentCaMarche

ma question va vous paraitre sans doute ridicule mais comme je suis novice. comment utiliser l'apostrophe inverser (sous le 7 majuscule, a coté du è) entre 2 lettres? en utilisant la touche ...

PHp : Probleme d'apostrophe dans un formulaire [Résolu]

En fait j'en deduit après qqes test que c'est a cause d'un apostrophe que cette erreur apparait. Je voudrais donc savoir comment faire pour que quand on saisis un apostrophe dans un champ ...

Espace ajouté automatiquement après l'apostrophe

EN tapant mon premier document je m'aperçois que word ajoute systématiquement un grand espace après chaque apostrophe et il est impossible de corriger la frappe (quand je supprime, ...

Apostrophe modifiée automatiquement par word [Résolu]

Mar 9, 2020 · Word modifie automatiquement l'apostrophe de "c'est pas en c'est pas", (apostrophe courbée en apostrophe droite je fais une apostrophe avec la touche clavier 4 pour ...

I'm -

Feb 9, 2019 · I'm "" apostrophe " don't=do not
oJohn's mother ...

Supprimer l'apostrophe dans Excel [Résolu] - CommentCaMarche

Bonjour à tous, Je rencontre un problème relativement embêtant, je m'explique: J'ai un tableau excel d'environ 3000 lignes sur 15 colonnes. Dans une de ces colonnes, je dois absolument ...

Comment faire les accents sur un clavier qwerty ? [Résolu]

Le clavier QWERTY convient très bien pour le français et d'autres langues ainsi que pour programmer en C et Internet. Por avoir les accents, sélectionner dans le panneau de ...

Espace insuppressible après apostrophe [Résolu]

May 20, 2019 · Bonjour , sous Word 2007, mes apostrophes sont suivies d'un grand espace, insuppressible sans supprimer en même temps l'apostrophe et la lettre la précédant. Je viens ...

Enhance your grammar skills with our comprehensive apostrophe worksheets with answer key. Perfect for students and teachers alike! Learn more to boost your understanding.

[Back to Home](#)