



Area Worksheets 3rd Grade

Name: _____



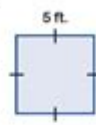

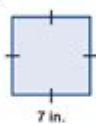
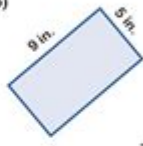
Date: _____




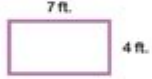
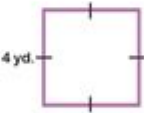

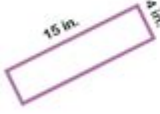
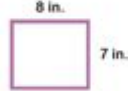

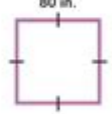
Area of Rectangles






Section A: Determine the area of the rectangles and squares. Remember to give the units in in.², ft.², or yd.².

<p>Example:</p> <p>1) </p> <p style="text-align: center;">Area: $3 \times 2 = 6 \text{ ft.}^2$</p>	<p>2) </p> <p style="text-align: right;">_____</p>	<p>3) </p> <p style="text-align: right;">_____</p>
<p>4) </p> <p style="text-align: right;">_____</p>	<p>5) </p> <p style="text-align: right;">_____</p>	<p>6) </p> <p style="text-align: right;">_____</p>

Section B: Check the rectangle or square with the largest area.

<p>1)  </p>	<p>2)  </p>
<p>3)  </p>	<p>4)  </p>

Section C: Find the missing measurement for these rectangles and squares.

 <p>_____ yd.</p>	 <p>_____ ft.</p>	 <p>_____ in.</p>
--	--	--

Area worksheets 3rd grade are essential tools designed to help young learners grasp the concept of area in a fun and engaging way. In third grade, students begin to delve into more complex mathematical concepts, moving beyond simple addition and subtraction to explore geometry and measurement. Understanding area is a foundational skill that lays the groundwork for more advanced topics in mathematics. This article will explore the importance of area worksheets, how they can be effectively used in the classroom and at home, and provide tips for creating engaging activities that enhance learning.

Understanding Area

Area is defined as the amount of space inside a two-dimensional shape. It is typically measured in square units, such as square centimeters (cm²), square meters (m²), square inches (in²), and square feet (ft²). Third graders are introduced to various geometric shapes, including:

- Squares
- Rectangles
- Triangles
- Parallelograms
- Circles

Each of these shapes has specific formulas for calculating area. For example, the area of a rectangle is calculated by multiplying its length by its width ($A = \text{length} \times \text{width}$), while the area of a triangle is found using the formula ($A = 1/2 \times \text{base} \times \text{height}$).

The Importance of Area Worksheets for 3rd Graders

Area worksheets serve multiple purposes in a third-grade curriculum. Here are some key reasons why they are important:

1. Reinforcement of Concepts

Worksheets provide students with the opportunity to practice what they have learned in class. By solving various problems related to area, students can reinforce their understanding of the concept and gain confidence in their ability to calculate area.

2. Development of Problem-Solving Skills

Area worksheets often include word problems that require students to apply their knowledge of area in real-world scenarios. This helps develop critical thinking and problem-solving skills, as students must analyze the problem, determine what information is relevant, and apply the appropriate formulas.

3. Differentiated Learning

Not all students learn at the same pace, and area worksheets can be tailored to meet the diverse needs of learners. Educators can create worksheets with varying levels of difficulty, allowing students to work at their own level and progress at their own pace.

4. Engaging Activities

Worksheets can be designed to include games, puzzles, and creative activities that make learning about area more enjoyable. This engagement can motivate students to participate more actively in their learning process.

Types of Area Worksheets for 3rd Grade

There are several types of area worksheets that can be beneficial for third graders. Each type targets different aspects of learning and can be used in various contexts.

1. Basic Area Calculation Worksheets

These worksheets focus on the fundamental concepts of area calculation. They typically include shapes like rectangles and squares, where students are required to calculate the area using the appropriate formulas.

Example problems can include:

- Find the area of a rectangle with a length of 5 cm and a width of 3 cm.
- Calculate the area of a square with a side length of 4 m.

2. Word Problems and Real-World Applications

Word problems help students apply their knowledge of area in practical scenarios. These worksheets might include problems such as:

- A garden has a length of 10 feet and a width of 6 feet. What is the area of the garden?
- If a rectangular swimming pool is 15 m long and 8 m wide, how much space does it cover?

3. Mixed Shapes Worksheets

These worksheets challenge students to calculate the area of composite shapes made up of rectangles, triangles, or other geometric figures. Students may need to break down the shapes into smaller parts to find the total area.

Example problems:

- Calculate the area of a shape that consists of a rectangle and a triangle combined.

4. Area and Perimeter Comparison Worksheets

These worksheets help students understand the difference between area and perimeter. Students may be asked to calculate both for a given shape, which encourages a deeper understanding of geometric properties.

Example problems might include:

- Find the area and perimeter of a rectangle with a length of 7 cm and a width of 4 cm.

5. Creative and Fun Worksheets

Worksheets that incorporate art or creativity can make learning about area more enjoyable. Activities may involve:

- Drawing shapes and calculating their areas.
- Creating a design using geometric shapes and finding the total area.

How to Use Area Worksheets Effectively

To maximize the benefits of area worksheets, consider the following strategies:

1. Incorporate Technology

Many educational websites offer interactive area worksheets that provide instant feedback. Teachers can incorporate these resources into their lessons to enhance engagement.

2. Group Activities

Using worksheets in small groups can foster collaboration among students. Group activities encourage discussion and allow students to learn from one another.

3. Real-Life Applications

Integrate real-life scenarios into worksheet problems. For example, students can measure their classroom or schoolyard and calculate the area, helping them see the relevance of math in the real world.

4. Regular Assessment

Use area worksheets as a form of assessment to track student progress. Regular practice can help identify areas where students may need additional support or instruction.

Conclusion

In conclusion, area worksheets 3rd grade are vital resources that enhance students' understanding of area and geometry. By providing various types of worksheets—from basic calculations to engaging real-world applications—educators can cater to diverse learning styles and needs. The effective use of these worksheets not only reinforces mathematical concepts but also fosters critical thinking and problem-solving skills. As students become more adept at calculating area, they build a strong foundation for more advanced mathematical concepts in the future. By incorporating creative and collaborative activities, teachers can make learning about area an enjoyable and rewarding experience for their students.

Frequently Asked Questions

What are area worksheets for 3rd grade designed to teach?

Area worksheets for 3rd grade are designed to teach students how to calculate the area of various shapes, including rectangles and squares, using multiplication and addition.

What types of shapes do 3rd grade area worksheets typically cover?

3rd grade area worksheets typically cover basic shapes such as rectangles, squares, and sometimes more complex shapes like triangles and composite figures.

How can area worksheets help 3rd graders with problem-solving skills?

Area worksheets help 3rd graders develop problem-solving skills by providing them with real-world scenarios where they must apply their knowledge of area to find solutions.

Are there any online resources for 3rd grade area worksheets?

Yes, there are many online resources, such as educational websites and platforms, where teachers and parents can find free printable area worksheets for 3rd graders.

What is the importance of using area worksheets in the classroom?

Using area worksheets in the classroom is important as they provide hands-on practice, reinforce learning concepts, and help students visualize and understand the measurement of space.

How can parents support their 3rd graders in learning about area at home?

Parents can support their 3rd graders in learning about area at home by engaging them in practical

activities, such as measuring the area of rooms, using area worksheets, and playing educational games.

Find other PDF article:

<https://soc.up.edu.ph/68-fact/Book?trackid=SFY71-5765&title=yoga-for-wellness-healing-with-the-timeless-teachings-of-viniyoga-gary-kraftsow.pdf>

Area Worksheets 3rd Grade

“area” “region” “zone” “district” □□□□□□ □□□□

area 60 years ago, half French people were still living in the rural area. region ...

$\frac{1}{n} \sum_{k=0}^{n-1} f\left(\frac{k}{n}\right) = \frac{1}{n} \sum_{k=0}^{n-1} f\left(\frac{k}{n}\right)$

□□□□□□□□□□□□□□□□

Apr 27, 2024 · [\[REDACTED\]](#) 00:00
[REDACTED] ...

[illegible]

```

0250510051105120513
0514 ...

```

1	2	3	4	5	6	7	8	9	10	11	12	13	14	15	16	17	18	19	20
---	---	---	---	---	---	---	---	---	----	----	----	----	----	----	----	----	----	----	----

0571 0574 0577 0575 0572 0573 0579 0570
0576 0578 0580 ...

□□□□□□□□ - □□□□

020066+075+076+ " " ...

wland 万隆 - 城市

Sep 6, 2024 · wland Wland 1. **

□□□□□□□□" +86"□□□" +086"□" +0086" □□□□

+0086 3 86 28 ...

□□□□□□□□□□ - □□□□

0000000000000000 100551—000 200552—000 300553—000 400554—000 500555—0000 600556—000
700557—000 800558—0000 ...

manwa□□□□□□□□ - □□□□

Feb 4, 2025 · manwa <https://manwa.site>

https://manwa.life | https://manwa.biz | ...

“area”“region”“zone”“district”
area 60 years ago, half French people were still living in ...

86 ...

Apr 27, 2024 · ...

025 0510 0511 ...

0571 0574 0577 0575 0572 0573 ...

Enhance your 3rd grader's math skills with engaging area worksheets! Explore fun activities and tips to make learning enjoyable. Learn more today!

[Back to Home](#)