

Area And Perimeter Of A Rectangle Worksheet


Name : _____

Score : _____ Date : _____

MATH
MONKS


Area and Perimeter of Rectangles

1



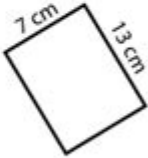
Area = _____
Perimeter = _____

2




Area = _____
Perimeter = _____

3



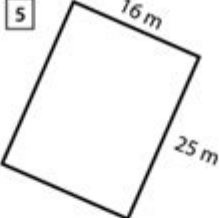
Area = _____
Perimeter = _____

4




Area = _____
Perimeter = _____

5




Area = _____
Perimeter = _____

6




Area = _____
Perimeter = _____

7



Area = _____
Perimeter = _____

8



Area = _____
Perimeter = _____

Area and perimeter of a rectangle worksheet is an essential educational tool designed to help students grasp the fundamental concepts of geometry related to rectangles. Understanding the area and perimeter of a rectangle is pivotal in developing spatial awareness and problem-solving skills. This article delves into the definitions, formulas, practical applications, and instructional strategies for creating a worksheet focused on these two concepts.

Understanding Area and Perimeter

Before creating a worksheet, it is crucial to understand what area and perimeter mean in the context of a rectangle.

What is Area?

The area of a rectangle refers to the amount of space enclosed within its four sides. It is measured in square units and is calculated by multiplying the rectangle's length by its width.

Formula for Area:

$$\text{Area} = \text{Length} \times \text{Width}$$

For example, if a rectangle has a length of 5 units and a width of 3 units, the area would be:

$$\text{Area} = 5 \times 3 = 15 \text{ square units}$$

What is Perimeter?

The perimeter of a rectangle is the total distance around its edges. It is measured in linear units. The perimeter can be calculated by adding together the lengths of all four sides or using a formula that incorporates the length and width.

Formula for Perimeter:

$$\text{Perimeter} = 2 \times (\text{Length} + \text{Width})$$

Using the same example, if the rectangle has a length of 5 units and a width of 3 units, the perimeter would be:

$$\text{Perimeter} = 2 \times (5 + 3) = 2 \times 8 = 16 \text{ units}$$

Creating an Area and Perimeter Worksheet

An effective worksheet should incorporate various types of problems to cater to different learning styles. Here are some tips and components to include

when designing your area and perimeter of a rectangle worksheet.

Components of the Worksheet

1. Introduction Section

- Briefly explain the concepts of area and perimeter.
- Include the formulas for quick reference.

2. Example Problems

- Provide a few solved examples that illustrate how to calculate area and perimeter step by step.
- This helps students understand the application of the formulas.

3. Practice Problems

- Include a variety of problems for students to solve. These can be categorized as follows:
 - Basic Problems: Simple calculations with whole numbers.
 - Word Problems: Real-life scenarios where students need to apply their knowledge.
 - Challenge Problems: More complex problems that require critical thinking.

4. Visual Aids

- Incorporate diagrams of rectangles with labeled lengths and widths.
- Visuals help students better understand the concepts and can serve as reference points during problem-solving.

5. Answer Key

- Provide an answer key at the end of the worksheet for self-assessment. This allows students to check their work and understand any mistakes.

Types of Problems to Include

Here are some different types of problems to consider for your worksheet:

1. Basic Calculation Problems:

- Calculate the area and perimeter of a rectangle with a length of 8 units and a width of 4 units.
- Find the area of a rectangle that has a length of 10 units and a width of 2 units.

2. Word Problems:

- A garden is in the shape of a rectangle that is 12 meters long and 5 meters wide. What is the area of the garden?
- A rectangular swimming pool has a length of 15 feet and a width of 10 feet. What is the perimeter of the pool?

3. Challenge Problems:

- If the perimeter of a rectangle is 30 units and the length is 12 units, what is the width?
- A rectangular field has a length that is twice its width. If the area of the field is 48 square meters, what are the dimensions of the field?

Practical Applications of Area and Perimeter

Understanding area and perimeter is not just an academic exercise; it has practical applications in various fields. Here are some examples:

Real-Life Applications

1. Architecture and Construction:

- Area and perimeter calculations are essential for architects and builders when designing floor plans, determining materials needed, and calculating costs.

2. Landscaping:

- Gardeners and landscapers use these concepts to design outdoor spaces, ensuring they allocate the right amount of soil, grass, or plants based on area calculations.

3. Sports:

- In sports, the dimensions of fields and courts are often rectangular, requiring area and perimeter calculations for proper setup and maintenance.

4. Geometry in Nature:

- Many natural formations and phenomena can be analyzed using geometric concepts, making area and perimeter knowledge valuable in environmental studies.

Educational Benefits

Teaching students about the area and perimeter of rectangles through worksheets can yield several educational benefits:

- **Enhanced Problem-Solving Skills:** Students learn to approach problems methodically, breaking them down into manageable parts.
- **Improved Spatial Awareness:** Understanding geometric concepts helps students visualize and interpret the world around them.
- **Foundation for Advanced Math:** Mastering these basic concepts prepares students for more complex topics in algebra, calculus, and beyond.

Conclusion

Creating an effective area and perimeter of a rectangle worksheet is a valuable educational endeavor that can reinforce essential mathematical concepts. By including a variety of problem types, visual aids, and practical applications, educators can engage students and foster a deeper understanding of geometry. Ultimately, mastering the area and perimeter of a rectangle not only enhances mathematical abilities but also equips students with skills applicable in everyday life.

Frequently Asked Questions

What is the formula for calculating the area of a rectangle?

The formula for calculating the area of a rectangle is $A = \text{length} \times \text{width}$.

How do you find the perimeter of a rectangle?

The perimeter of a rectangle can be found using the formula $P = 2 \times (\text{length} + \text{width})$.

What types of problems can be found on a rectangle area and perimeter worksheet?

Problems on such worksheets typically include finding the area or perimeter given dimensions, solving word problems, and applying the formulas in real-life contexts.

Are there any tips for solving area and perimeter

problems on these worksheets?

A good tip is to always label the dimensions clearly, write down the formulas, and double-check your calculations to avoid mistakes.

Can area and perimeter worksheets be used for different grade levels?

Yes, area and perimeter worksheets can be tailored for various grade levels, from basic calculations for younger students to more complex problems for older students.

Where can I find printable area and perimeter worksheets for practice?

Printable area and perimeter worksheets can be found on educational websites, math resource blogs, and teacher resource platforms like Teachers Pay Teachers.

Find other PDF article:

<https://soc.up.edu.ph/65-proof/Book?docid=Nen21-4840&title=westlake-financial-extended-warranty.pdf>

Area And Perimeter Of A Rectangle Worksheet

“area”“region”“zone”“district”
area

area 60 years ago, half French people were still living in the ...

86 ...

Apr 27, 2024 · ...

025 0510 0511 ...

0571 0574 0577 0575 0572 0573 0579 ...

“area”“region”“zone”“district”
area

area 60 years ago, half French people were still living in the rural area. region ...

□ ... □ 86 □ 1 □

[illegible][illegible]

□□□□□□□□□□□□□□□□□□□□

025 0510 0511 0512 0513
0514 ...

_

0571 0574 0577 0575 0572 0573 0579 0570
0576 0578 0580 ...

□□□□□□□□ - □□□□

0200066+075+076+ “”
 ...

wland -

Sep 6, 2024 · wland[Wland1. **]** ...

□□□□□□□□" +86"□□□" +086"□" +0086" _□□□□

+0086 3 86 28 ...

□□□□□□□□□□ - □□□□

□□□□□□□□□□□□□□ 1□0551—□□□ 2□0552—□□□ 3□0553—□□□ 4□0554—□□□ 5□0555—□□□□ 6□0556—□□□
7□0557—□□□ 8□0558—□□□□ ...

manwa -

Feb 4, 2025 · [manwa](https://manwa.site) <https://manwa.life> <https://manwa.biz> ...

Master the area and perimeter of a rectangle with our comprehensive worksheet! Perfect for students and teachers. Learn more and enhance your math skills today!

[Back to Home](#)