

Area Of Regular Polygon Worksheet

Name : _____

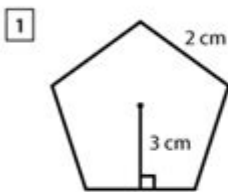
Score : _____ Date : _____



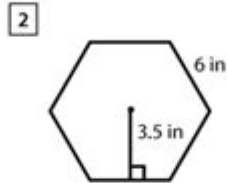
Area of Regular Polygons Worksheet

Find the area of the given regular polygons.

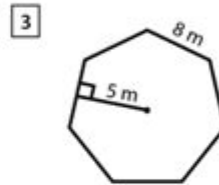
Use the formula. Area = $\frac{1}{2} \times (\text{apothem} \times \text{perimeter})$



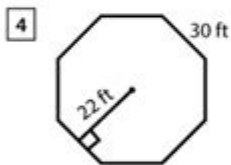
Area = _____



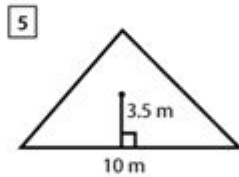
Area = _____



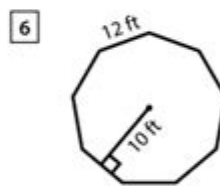
Area = _____



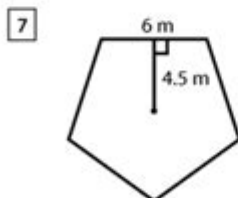
Area = _____



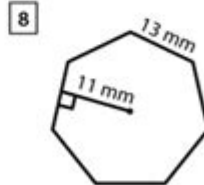
Area = _____



Area = _____



Area = _____



Area = _____

Area of regular polygon worksheet is a valuable resource for students and educators alike, providing a structured approach to understanding the geometrical properties of regular polygons and how to calculate their areas. Regular polygons are shapes with equal sides and equal angles, such as triangles, squares, pentagons, hexagons, and more. This article aims to explore the concept of the area of regular polygons, the formulas involved, the significance of worksheets in learning, and practical examples to reinforce understanding.

Understanding Regular Polygons

Regular polygons are defined by their uniformity in shape. To better understand these figures, it is important to recognize their characteristics:

Definition and Characteristics

- Equal Sides: All sides of a regular polygon are of the same length.
- Equal Angles: All internal angles are equal in measure.
- Symmetry: Regular polygons exhibit rotational and reflective symmetry.
- Vertices: The points where two sides meet are known as vertices. A regular polygon with 'n' sides has 'n' vertices.

Types of Regular Polygons

1. Regular Triangle (Equilateral Triangle): 3 sides
2. Regular Quadrilateral (Square): 4 sides
3. Regular Pentagon: 5 sides
4. Regular Hexagon: 6 sides
5. Regular Heptagon: 7 sides
6. Regular Octagon: 8 sides
7. Regular Nonagon: 9 sides
8. Regular Decagon: 10 sides

Calculating the Area of Regular Polygons

To calculate the area of a regular polygon, several formulas can be applied depending on the number of sides and the length of the sides. The most common method involves using the apothem and the perimeter.

Key Formulas

1. Area using apothem and perimeter:

$$\text{Area} = \frac{1}{2} \times \text{Perimeter} \times \text{Apothem}$$

2. Area using side length:

$$\text{Area} = \frac{n \times s^2}{4 \times \tan(\pi/n)}$$

Where:

- n = number of sides
- s = length of one side

Understanding the Apothem

The apothem is a line from the center of the polygon that is perpendicular to one of its sides. It serves as an essential component in calculating the area, especially in relation to the perimeter.

Creating an Area of Regular Polygon Worksheet

A well-structured worksheet can significantly enhance learning and practice. Here are the essential components to include in an area of regular polygon worksheet:

1. Introduction Section

- Briefly explain what regular polygons are.
- Provide a definition of area and its relevance to polygons.

2. Formulas Section

- List the formulas for calculating the area of various regular polygons.
- Include a visual representation of each polygon alongside the formulas.

3. Example Problems

- Provide solved examples for each type of regular polygon.
- Include a variety of problems that require the use of different formulas.

4. Practice Problems

- Create a series of practice problems that vary in difficulty.
- Encourage students to calculate the area using both methods: with the apothem and side length.

5. Answer Key

- Provide a complete answer key for all practice problems.
- Include step-by-step solutions for complex problems.

Example Problems and Solutions

To illustrate how to use the formulas effectively, here are some example problems:

Example 1: Area of a Regular Triangle

- Given: Side length $(s = 6)$ cm

- Formula:

$$\text{Area} = \frac{s^2 \sqrt{3}}{4}$$

- Calculation:

$$\text{Area} = \frac{6^2 \sqrt{3}}{4} = \frac{36 \sqrt{3}}{4} = 9 \sqrt{3} \approx 15.59 \text{ cm}^2$$

Example 2: Area of a Regular Hexagon

- Given: Side length $(s = 5)$ cm

- Formula:

$$\text{Area} = \frac{3 \sqrt{3}}{2} s^2$$

- Calculation:

$$\text{Area} = \frac{3 \sqrt{3}}{2} \times 5^2 = \frac{3 \sqrt{3}}{2} \times 25 = \frac{75 \sqrt{3}}{2} \approx 64.95 \text{ cm}^2$$

The Importance of Worksheets in Learning Geometry

Worksheets serve as an essential tool for reinforcing concepts learned in the classroom. Here are some benefits of using an area of regular polygon worksheet:

1. Structured Learning

- Worksheets provide a systematic way to practice and understand geometric concepts.
- They guide students through the process of problem-solving.

2. Immediate Feedback

- Answer keys allow students to check their work and understand mistakes.
- This instant feedback is crucial for building confidence and competence.

3. Application of Knowledge

- Worksheets help students apply theoretical knowledge in practical scenarios.
- They promote critical thinking and analytical skills.

4. Differentiated Learning

- Worksheets can be tailored to meet varying skill levels.
- They can include advanced problems for gifted students and simpler tasks for those needing more practice.

Conclusion

In conclusion, a area of regular polygon worksheet is an invaluable educational tool that aids in the understanding and application of geometrical principles related to regular polygons. By employing the relevant formulas and engaging in practice problems, students can develop a solid foundation in geometry. The structured approach provided by worksheets not only enhances learning but also fosters a deeper appreciation for the beauty and complexity of mathematical shapes. Whether for classroom use or independent study, these worksheets are an essential resource for mastering the area of regular polygons.

Frequently Asked Questions

What is a regular polygon and how is its area calculated?

A regular polygon is a polygon with all sides and angles equal. The area can be calculated using the formula $A = \frac{1}{4} \sqrt{n} s^2 (1 / \tan(\pi/n))$, where n is the number of sides and s is the length of a side.

What types of regular polygons can be included in an area worksheet?

An area worksheet may include regular polygons such as equilateral triangles, squares, regular pentagons, hexagons, and octagons.

How can the area of a regular polygon be derived from its apothem?

The area of a regular polygon can also be calculated using the formula $A = \frac{1}{2} \text{perimeter} \times \text{apothem}$, where the perimeter is the sum of the lengths of all sides and the apothem is the distance from the center to the midpoint of a side.

What are some common mistakes students make when calculating the area of regular polygons?

Common mistakes include using incorrect formulas, miscalculating side lengths, forgetting to convert units, and confusing the apothem with the radius of the circumscribed circle.

What real-world applications can be illustrated using area of

regular polygons?

Real-world applications include architecture (designing tile patterns), landscaping (planning gardens), and art (creating geometric designs), as well as in various engineering fields.

How does understanding the area of regular polygons support geometry learning?

Understanding the area of regular polygons helps students grasp fundamental geometric concepts, enhances spatial reasoning, and serves as a foundation for more complex topics such as trigonometry and calculus.

Find other PDF article:
<https://soc.up.edu.ph/06-link/Book?ID=RBE61-3290&title=angle-pair-relationships-answer-key.pdf>

Area Of Regular Polygon Worksheet

“area”“region”“zone”“district”
area 60 years ago, half French people were still living in the rural area. region ...
86 1
...
Apr 27, 2024 · 00
...
025 0510 0511 0512 0513
0514
...
0571 0574 0577 0575 0572 0573 0579 0570
0576 0578 0580 ...
020 066+ 075+ 076+ “”
...
wland -
Sep 6, 2024 · wland Wland 1. **
...
“ +86” “ +086” “ +0086”

+0086 3 86 28 ...

10551—20552—30553—40554—50555—60556—70557—80558— ...

manwa Feb 4, 2025 · manwa https://manwa.site https://manwa.life https://manwa.biz ...

“area”“region”“zone”“district” area 60 years ago, half French people were still living in the rural area. region ...

86 1 ...

Apr 27, 2024 · 00 ...

02505100511051205130514 ...

0571 0574 0577 0575 0572 05730579 0570 0576 0578 0580 ...

020066+075+076+ “” ...

wland Sep 6, 2024 · wland Wland 1. ** ...

+86” +086” +0086” +0086 3 86 28 ...

10551—20552—30553—40554—50555—60556—70557—80558— ...

manwa Feb 4, 2025 · manwa https://manwa.site https://manwa.life https://manwa.biz ...

Unlock the secrets of geometry with our 'Area of Regular Polygon Worksheet.' Perfect for students and teachers alike! Learn more and enhance your skills today!

[Back to Home](#)