

# Area Of Triangles Parallelograms And Trapezoids Worksheet

Name : \_\_\_\_\_

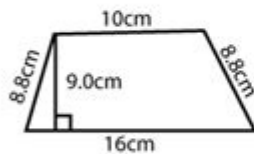
Score : \_\_\_\_\_ Date : \_\_\_\_\_



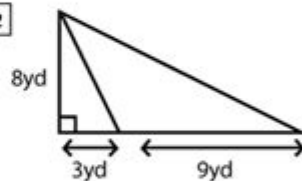
## Area of Triangles and Trapezoids Worksheet

Find the area of each of the following figures

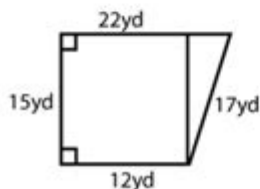
1



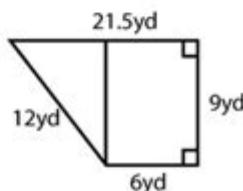
2



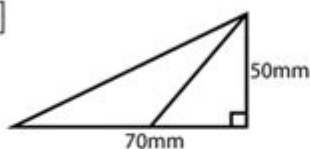
3



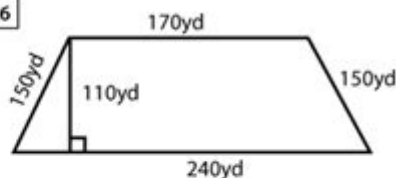
4



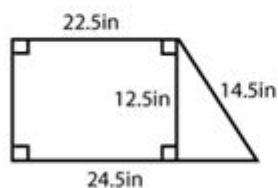
5



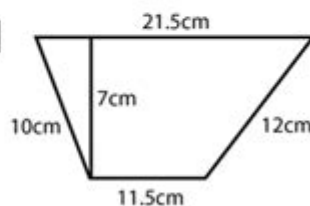
6



7



8



**Area of triangles, parallelograms, and trapezoids worksheet** is an important educational resource designed to aid students in understanding the geometric concepts related to the area of these fundamental shapes. Mastering the area calculation of triangles, parallelograms, and trapezoids is crucial not only for academic success but also for practical applications in various fields such as engineering, architecture, and everyday life. This article will delve into the formulas, properties, and applications of these shapes, providing a comprehensive overview suitable for educational purposes.

# Understanding the Basics of Area Calculation

Before diving into the specifics of triangles, parallelograms, and trapezoids, it's essential to understand what area represents. Area is a measurement of the space enclosed within a shape, typically expressed in square units (like square meters, square centimeters, etc.).

To calculate the area of any geometric shape, specific formulas are used based on the characteristics of that shape. For triangles, parallelograms, and trapezoids, these formulas are relatively straightforward and can be easily memorized.

## Area of Triangles

Triangles are one of the simplest polygons, consisting of three sides and three angles. The formula for calculating the area of a triangle is:

### Formula

$$\text{Area} = \frac{1}{2} \times \text{base} \times \text{height}$$

Where:

- Base refers to the length of one side of the triangle.
- Height refers to the perpendicular distance from the base to the opposite vertex.

## Types of Triangles

1. Equilateral Triangle: All sides and angles are equal.
2. Isosceles Triangle: Two sides are equal in length, and the angles opposite those sides are equal.
3. Scalene Triangle: All sides and angles are different.

## Example Problems

1. Calculate the area of a triangle with a base of 10 cm and a height of 5 cm.

$$\text{Area} = \frac{1}{2} \times 10 \times 5 = 25 \text{ cm}^2$$

2. Find the area of an equilateral triangle with a side length of 6 cm.

- First, calculate the height using the formula  $\text{Height} = \frac{\sqrt{3}}{2} \times \text{side}$ .

$$\text{Height} = \frac{\sqrt{3}}{2} \times 6 \approx 5.20 \text{ cm}$$

$$\text{Area} = \frac{1}{2} \times 6 \times 5.20 \approx 15.6 \text{ cm}^2$$

## Area of Parallelograms

Parallelograms are quadrilaterals with opposite sides that are parallel and equal in length. Common examples include rectangles and rhombuses. The area of a parallelogram can be calculated using the following formula:

## Formula

$$\text{Area} = \text{base} \times \text{height}$$

Where:

- Base is the length of one side of the parallelogram.
- Height is the perpendicular distance from the base to the opposite side.

## Properties of Parallelograms

- Opposite sides are equal in length.
- Opposite angles are equal.
- The diagonals bisect each other.

## Example Problems

1. Calculate the area of a parallelogram with a base of 8 m and a height of 3 m.

$$\text{Area} = (8 \times 3 = 24 \text{ m}^2)$$

2. Find the area of a rhombus with diagonals of lengths 10 m and 6 m.

$$\text{Area} = \left( \frac{1}{2} \times d_1 \times d_2 = \frac{1}{2} \times 10 \times 6 = 30 \text{ m}^2 \right)$$

## Area of Trapezoids

Trapezoids, or trapeziums in some regions, are quadrilaterals with at least one pair of parallel sides. The area of a trapezoid can be calculated using the following formula:

## Formula

$$\text{Area} = \frac{1}{2} \times (\text{base}_1 + \text{base}_2) \times \text{height}$$

Where:

- Base 1 and Base 2 are the lengths of the two parallel sides.
- Height is the perpendicular distance between the bases.

## Types of Trapezoids

1. Isosceles Trapezoid: Non-parallel sides are equal in length, and the angles at each base are equal.
2. Right Trapezoid: At least one angle is a right angle (90 degrees).

## Example Problems

1. Calculate the area of a trapezoid with bases of 12 m and 8 m, and a height of 5 m.

$$\text{Area} = \left( \frac{1}{2} \times (12 + 8) \times 5 = \frac{1}{2} \times 20 \times 5 = 50 \text{ m}^2 \right)$$

2. Find the area of an isosceles trapezoid with bases of 10 cm and 6 cm, and a height of 4 cm.

- Area =  $\left( \frac{1}{2} \times (10 + 6) \times 4 \right) = \frac{1}{2} \times 16 \times 4 = 32$ ,  $\text{cm}^2$

## Worksheet Creation and Practice

Creating a worksheet to practice calculating the area of triangles, parallelograms, and trapezoids can be an effective way to solidify understanding. Here's how to structure such a worksheet:

### Worksheet Structure

1. Title: Area of Triangles, Parallelograms, and Trapezoids Worksheet  
2. Instructions: Calculate the area for each shape using the formulas provided.

3. Shapes and Measurements:

- Triangle: Base = 7 cm, Height = 10 cm
- Parallelogram: Base = 5 m, Height = 4 m
- Trapezoid: Base 1 = 8 in, Base 2 = 6 in, Height = 3 in
- Triangle: Base = 12 cm, Height = 9 cm
- Parallelogram: Base = 10 m, Height = 2 m
- Trapezoid: Base 1 = 14 cm, Base 2 = 10 cm, Height = 5 cm

4. Answer Section:

- Provide a space for students to write their answers.
- Include a separate answer key for educators.

### Benefits of Worksheets

- Reinforces understanding of area calculation.
- Provides hands-on practice that can accommodate various learning styles.
- Helps identify areas of difficulty, allowing teachers to provide targeted support.

## Conclusion

The area of triangles, parallelograms, and trapezoids is a foundational concept in geometry that has practical implications in various fields. Worksheets designed around these shapes serve as excellent tools for reinforcing students' understanding and improving their problem-solving skills. By mastering the area calculations for these geometric figures, students gain essential skills that will be useful throughout their academic and professional lives. Engaging with these concepts through practice and application will lead to a deeper appreciation of geometry and its relevance in the world around us.

## Frequently Asked Questions

## What are the formulas for calculating the area of triangles, parallelograms, and trapezoids?

The area of a triangle is calculated using the formula  $A = \frac{1}{2} \text{ base height}$ . For a parallelogram, the area is  $A = \text{base height}$ . The area of a trapezoid is given by  $A = \frac{1}{2} (\text{base1} + \text{base2}) \text{ height}$ .

## How do I apply the area formulas in a worksheet format?

To apply the area formulas in a worksheet, you can present various figures with given dimensions and ask students to calculate the area using the appropriate formula for each shape.

## What types of problems are commonly included in an area of triangles, parallelograms, and trapezoids worksheet?

Common problems include finding the area given the dimensions, solving for missing dimensions when the area is known, and word problems that require setting up the correct formula based on real-life scenarios.

## How can I differentiate instruction for students struggling with these concepts?

You can provide additional visual aids, such as diagrams of the shapes, step-by-step examples, and hands-on activities. Offering simpler problems first and gradually increasing difficulty can also help.

## Are there any online resources to create or find area worksheets for these shapes?

Yes, there are several online resources like Khan Academy, Teachers Pay Teachers, and various math worksheet generators that allow you to create or find worksheets specifically focused on the area of triangles, parallelograms, and trapezoids.

Find other PDF article:

<https://soc.up.edu.ph/34-flow/files?ID=VfZ89-5253&title=jack-reacher-nothing-to-lose.pdf>

## Area Of Triangles Parallelograms And Trapezoids Worksheet

“area” “region” “zone” “district” 区域 \_ 地区

area 地区 60 years ago, half French people were still living in the rural area. region 地区 ...



0571 0574 0577 0575 0572 0573 0579 0570  
0576 0578 0580 ...

020066+075+076+ “”  
 ...

Sep 6, 2024 · wland Wland 1. \*\*

+0086 3 86 28 ...

0000000000000000 100551—000 200552—000 300553—000 400554—000 500555—0000 600556—000  
700557—000 800558—0000 ...

Feb 4, 2025 · [manwa](https://manwa.site) <https://manwa.life> <https://manwa.biz> ...

[Back to Home](#)