

Angle Pairs Worksheet

Geometry Worksheet

Name: _____

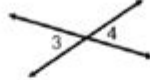
Period: _____

Identify each pair of angles as adjacent, vertical, complementary, supplementary, or a linear pair.

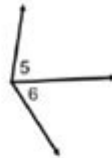
1.



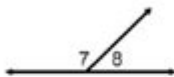
2.



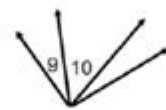
3.



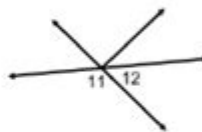
4.



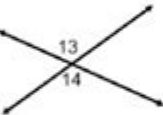
5.



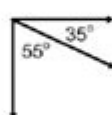
6.



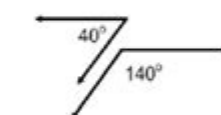
7.



8.



9.



Use the figure at the right to answer each question.

10. Name two acute vertical angles.

11. Name two obtuse vertical angles.

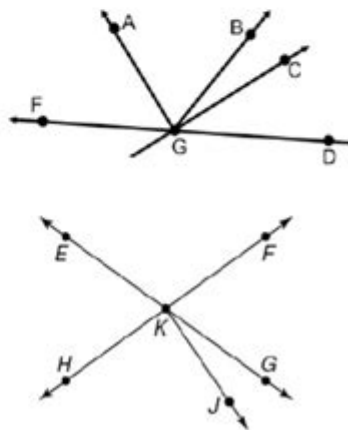
12. Name a pair of adjacent angles.

13. Name a linear pair.

14. Name a pair of complementary angles.

15. Name an angle supplementary to

$\angle FGE$



Angle pairs worksheet is a valuable educational tool designed to help students understand the relationships between different types of angles. Whether you are a teacher preparing lesson plans or a student looking to reinforce your understanding of angles, worksheets can provide a structured approach to learning. In this article, we will explore the various types of angle pairs, their properties, and how worksheets can aid in mastering these concepts.

Understanding Angle Pairs

Angle pairs refer to two angles that are related in some way. These relationships can define how angles interact with each other in different geometric figures. The most common types of angle pairs include:

- **Complementary Angles:** Two angles that add up to 90 degrees.
- **Supplementary Angles:** Two angles that add up to 180 degrees.
- **Vertical Angles:** Angles opposite each other when two lines intersect. They are always equal.
- **Adjacent Angles:** Two angles that share a common side and a vertex but do not overlap.
- **Linear Pairs:** A pair of adjacent angles that form a straight line, which means they are supplementary.

Understanding these types of angle pairs is essential for solving various geometric problems, and a well-structured worksheet can facilitate this learning process.

Importance of Angle Pairs Worksheets

Angle pairs worksheets serve several educational purposes:

1. **Reinforcement of Concepts:** Worksheets allow students to practice and reinforce their understanding of angle relationships outside of direct instruction.
2. **Assessment of Knowledge:** Teachers can use worksheets to assess students' understanding of angle pairs, identifying areas where further instruction may be needed.
3. **Development of Critical Thinking:** Working through problems on a worksheet encourages students to think critically about how angles interact and how to apply geometric principles in various scenarios.
4. **Preparation for Advanced Topics:** A solid grasp of angle pairs is foundational for more advanced topics in geometry, such as the study of polygons and circles.

Components of an Effective Angle Pairs Worksheet

A well-designed angle pairs worksheet should include several components to ensure that it meets educational goals:

Clear Instructions

Each section of the worksheet should begin with clear instructions. For example, if the worksheet includes problems involving complementary angles, the instructions should specify that students must identify pairs of angles that sum to 90 degrees.

Variety of Problem Types

To cater to different learning styles and levels of understanding, an effective worksheet should include a variety of problem types, such as:

1. Identifying angle pairs in diagrams.
2. Calculating missing angles given one angle in a pair.
3. True or False statements regarding angle relationships.
4. Word problems that apply angle pair concepts to real-world scenarios.

Visual Aids

Incorporating diagrams and illustrations can significantly enhance understanding. Visual aids help students visualize the relationships between angles and support their learning.

Space for Work

Providing sufficient space for students to show their work encourages them to think through problems step-by-step, which is essential for mastering geometric concepts.

Types of Exercises to Include

Here are some examples of exercises that can be included in an angle pairs worksheet:

Exercise 1: Complementary Angles

- Problem: If one angle is 30 degrees, what is the measure of its complementary angle?
- Diagram: Include a right angle with one angle marked as 30 degrees.

Exercise 2: Supplementary Angles

- Problem: Two angles are supplementary. If one angle measures 120 degrees, what is the measure of the other angle?
- Diagram: Show the two angles on a straight line.

Exercise 3: Vertical Angles

- Problem: Find the measure of angle A if angle B is 45 degrees, given that angles A and B are vertical angles.
- Diagram: Illustrate two intersecting lines with angles labeled.

Exercise 4: True or False

- Statement: "Adjacent angles can never be complementary." (Students must mark the answer as True or False and explain why.)

Exercise 5: Real-World Application

- Problem: A ladder is leaning against a wall forming a 75-degree angle with the ground. What is the angle between the wall and the ladder?
- Diagram: Include a simple illustration of a ladder against a wall.

Using Angle Pairs Worksheets in the Classroom

To maximize the effectiveness of angle pairs worksheets in a classroom setting, consider the following strategies:

Group Work

Encouraging students to work in pairs or small groups can foster collaboration and discussion. As they work together to solve problems, they can explain their reasoning to one another, which reinforces their understanding.

Immediate Feedback

Provide opportunities for students to receive immediate feedback on their work. This can be done through peer review or by going over the answers as a class after completing the worksheet.

Integration with Technology

Consider incorporating technology by using interactive worksheets or online quizzes that provide instant feedback. Many educational platforms offer resources that can make learning about angle pairs more engaging.

Regular Practice

Integrate angle pairs worksheets into regular lesson plans to ensure students have multiple opportunities to practice. Regular exposure to different problems will help solidify their understanding.

Conclusion

In conclusion, an angle pairs worksheet is an essential resource for both teachers and students in the study of geometry. By providing a structured approach to understanding angle relationships, these worksheets help reinforce key concepts, assess knowledge, and develop critical thinking skills. By incorporating a variety of exercises, clear instructions, and visual aids, educators can create effective worksheets that cater to different learning styles. With regular practice and application, students will gain confidence in their understanding of angle pairs, laying a strong foundation for future geometric studies.

Frequently Asked Questions

What are angle pairs in geometry?

Angle pairs are two angles that are related to each other in various ways, such as complementary, supplementary, vertical, or adjacent angles.

What is a complementary angle pair?

Complementary angle pairs are two angles whose measures add up to 90 degrees.

What defines a supplementary angle pair?

Supplementary angle pairs are two angles whose measures add up to 180 degrees.

How can angle pairs be used in a worksheet?

Angle pairs can be used in a worksheet to practice identifying and calculating the measures of different types of angle relationships.

What are vertical angle pairs?

Vertical angle pairs are angles that are opposite each other when two lines intersect, and they are always equal in measure.

What are adjacent angle pairs?

Adjacent angle pairs are two angles that share a common side and a vertex but do not overlap.

How do you solve problems involving angle pairs on a worksheet?

To solve angle pair problems, identify the type of angle relationship, set up equations based on their definitions, and solve for the unknown angles.

What skills can an angle pairs worksheet help develop?

An angle pairs worksheet helps develop skills in identifying angle relationships, solving equations, and applying geometric concepts in problem-solving.

Are there online resources for angle pairs worksheets?

Yes, many educational websites offer printable angle pairs worksheets and interactive activities to help students practice.

What grade levels commonly use angle pairs worksheets?

Angle pairs worksheets are commonly used in middle school and early high school math classes, typically around grades 6-10.

Find other PDF article:

<https://soc.up.edu.ph/01-text/files?docid=uLq74-3682&title=16-week-marathon-training-plan-free.pdf>

Angle Pairs Worksheet

query - English-Spanish Dictionary - WordReference.com

See Google Translate's machine translation of 'query'. In other languages: French | Italian | Portuguese | Romanian | German | Dutch | Swedish | Russian | Polish | Czech | Greek | ...

Qué es una Query - Definición, significado y para qué sirve

Una query es una pregunta o consulta que se realiza para obtener información. En el contexto de internet, especialmente en los motores de búsqueda, una query se refiere a cada consulta ...

QUERY | traducir al español - Cambridge Dictionary

traducir QUERY: pregunta, duda, cuestionar, preguntar, pregunta [feminine, singular], consulta [feminine.... Más información en el diccionario inglés-español.

query - Traducción al español - Linguee

Muchos ejemplos de oraciones traducidas contienen "query" - Diccionario español-inglés y buscador de traducciones en español.

¿Qué son las Query y para que sirven? - Neo Wiki | NeoAttack

Jun 4, 2024 · Una query, en inglés, es un término que significa pregunta. Trasladando este concepto al marketing digital y a internet, se traduce como el concepto que un usuario escribe ...

¿Qué es una query? Definición, significado en SEO y ejemplos

Sep 12, 2023 · ¿Qué es una query? Una query es el término o concepto que escribimos en Google u otros buscadores al realizar una búsqueda por palabra clave o keyword. Dicha ...

Qué es Query | Diccionario Empresarial

En su forma más básica, una query es una solicitud de información o acción específica dirigida a una base de datos, un sistema de información, una aplicación o un motor de búsqueda.

Traducción query al Español | Diccionario Inglés-Español

traducción query del Inglés al Español, diccionario Inglés - Español, ver también 'query language, queerly, quavery, quern', ejemplos, conjugación

Traducción en español de “QUERY” | Collins Diccionario inglés-español

If you query something, you check it by asking about it because you are not sure if it is correct. No one queried my decision.

Query | Traductor de inglés a español - inglés.com

Traduce query. Mira 13 traducciones acreditadas de query en español con oraciones de ejemplo, conjugaciones y pronunciación de audio.

Aarhus.dk

Den nye ældrereform træder i kraft 1. juli – og det markerer vi i Aarhus med et arrangement i Folkehuset Ankersgade, hvor ældreminister Mette Kierkgaard, ...

Aarhusregionen - ferie i Danmark | VisitAarhus

Aarhus er Danmarks næststørste by og samtidig begyndelsen på en region, der byder på en mangfoldighed af oplevelser. Uanset om du er til aktiv ferie, ...

Aarhus - Wikipedia, den frie encyklopædi

Aarhus er anlagt ved udløbet af Aarhus Å, der var en hovedfærdselsåre i vikingetidens Østjylland; samtidig var det også ved Aarhus, at der lå det mest ...

Opdag Aarhus

Din guide til Aarhus. Gå på opdagelse i appen eller på webkortet, og find Aarhus' perler inden for kunst, kultur, natur, musik, historie, podcast og meget mere.

Aarhus - Wikipedia

Dating back to the late 8th century, Aarhus was founded as a harbour settlement at the mouth of the Aarhus River and quickly became a trade hub. ...

Enhance your understanding of geometry with our angle pairs worksheet! Perfect for students

[Back to Home](#)