

Angle Of Elevation Depression Trig Worksheet

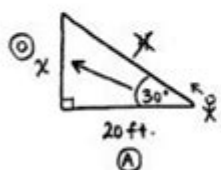
T6

Name: ANSWERS
Mr. Art

Date: _____
Period: _____

Trigonometry Angles of Elevation and Depression

- 1) The angle of elevation from a point 20 feet from the base of a tree on level ground to the top of the tree is 30 degrees. Find the height of the tree to the nearest tenth.



① x

20 ft.

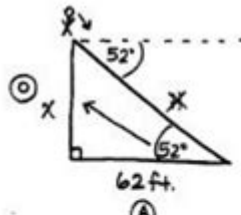
①

$$\tan(30) = \frac{x}{20}$$

$$x = (20) \tan(30)$$

$$x \approx 11.547 \dots$$
 $x \approx 11.5 \text{ ft}$

- 2) A person measures the angle of depression from the top of a wall to a point on the ground. The point is located on level ground 62 feet from the base of the wall and the angle of depression is 52°. How high is the wall, to the nearest tenth of a foot?



① x

62 ft.

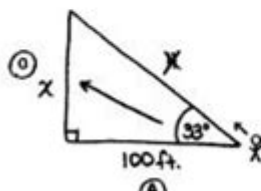
①

$$\tan(52) = \frac{x}{62}$$

$$x = (62) \tan(52)$$

$$x \approx 79.356 \dots$$
 $x \approx 79.4 \text{ ft}$

- 3) John wants to measure the height of a tree. He walks exactly 100 feet from the base of the tree and looks up. The angle from the ground to the top of the tree is 33°. How tall is the tree to the nearest foot?



① x

100 ft.

①

$$\tan(33) = \frac{x}{100}$$

$$x = (100) \tan(33)$$

$$x \approx 64.94 \dots$$
 $x \approx 65 \text{ ft}$

Angle of elevation and depression trig worksheets are essential tools for students and professionals alike who wish to understand and apply the concepts of trigonometry in real-world scenarios. These worksheets typically involve problems related to angles of elevation and depression, which are pivotal in fields such as physics, engineering, architecture, and navigation. This article will explore the definitions, formulas, applications, and tips for effectively using angle of elevation and depression trig worksheets.

Understanding Angles of Elevation and Depression

Definitions

- Angle of Elevation: The angle of elevation is formed when an observer looks upward at an object above the horizontal line of sight. For example, when standing on the ground and looking at the top of a building, the angle between the line of sight and the horizontal ground is the angle of elevation.

- Angle of Depression: Conversely, the angle of depression is formed when an observer looks downward at an object below the horizontal line of sight. For instance, when looking down from a cliff at a boat in the water, the angle formed between the line of sight and the horizontal line extending from the observer's eye level is the angle of depression.

Visual Representation

To better understand these concepts, consider the following diagrammatic representation:

```

  ...

  /|
  /|
  /| (Angle of Elevation)
  /|
  /|
  /|
  /_____|
Observer
  ...
```

In the above example, the observer is looking up at a point (the star), forming an angle of elevation.

```

  ...

Observer
  _____
  |
  | /
  | /
  | /
  | / (Angle of Depression)
  | /
  | /
  | /
  | /
  | /
  ...
```

In this diagram, the observer is looking down at a point (the star), forming an angle of depression.

Mathematical Applications

Trigonometric Ratios

When working with angles of elevation and depression, trigonometric ratios can be applied to solve various problems involving right triangles. The primary trigonometric functions used in these scenarios are:

- Sine (sin): The ratio of the length of the opposite side to the hypotenuse.
- Cosine (cos): The ratio of the length of the adjacent side to the hypotenuse.
- Tangent (tan): The ratio of the length of the opposite side to the adjacent side.

The relationships can be summarized as follows:

- For an angle θ :
- $\sin(\theta) = \frac{\text{opposite}}{\text{hypotenuse}}$
- $\cos(\theta) = \frac{\text{adjacent}}{\text{hypotenuse}}$
- $\tan(\theta) = \frac{\text{opposite}}{\text{adjacent}}$

Basic Formulas

To facilitate problem-solving involving angles of elevation and depression, the following formulas are commonly used:

1. Finding height (h):

- When given the distance (d) from the observer to the base of the object and the angle of elevation (θ), the height can be calculated as:

$$h = d \cdot \tan(\theta)$$

2. Finding distance (d):

- When given the height (h) of the object and the angle of elevation (θ), the distance can be calculated as:

$$d = \frac{h}{\tan(\theta)}$$

3. Using angles of depression:

- If the angle of depression from a point to an object below is θ , the same formulas can be applied, as the angle of elevation from the object to the observer is also θ .

Practical Applications

Real-World Scenarios

Angle of elevation and depression trig worksheets can be applied in various real-world scenarios, including:

1. Architecture and Construction:

- Estimating the height of buildings, towers, and other structures requires understanding angles of elevation and depression.

2. Navigation:

- Pilots and sailors often use these angles to determine altitude and distance from landmarks.

3. Surveying:

- Surveyors use angles of elevation and depression to measure land elevations and depressions accurately.

4. Physics:

- In physics, these angles are crucial in projectile motion calculations.

Creating and Using a Trigonometry Worksheet

Worksheet Structure

Creating an effective angle of elevation and depression trig worksheet requires a well-structured approach. Here's how to design your worksheet:

1. Introduction: Briefly explain the concepts of angles of elevation and depression.
2. Example Problems: Include several worked examples that demonstrate how to apply trigonometric functions to find heights and distances.
3. Practice Problems: Provide a variety of problems for students to practice, including:
 - Basic calculations using given angles and distances.
 - Real-world application problems, such as those involving buildings or other structures.
4. Answer Key: Offer an answer key for students to check their work.

Tips for Solving Problems

To effectively solve problems involving angles of elevation and depression, consider the following tips:

- Draw a Diagram: Visualize the problem by sketching the situation. Label all known and unknown

quantities.

- Identify the Right Triangle: Determine the right triangle formed by the observer, the object, and the ground level.
- Use the Correct Trigonometric Function: Depending on what you need to find (height, distance), choose the appropriate trigonometric ratio.
- Check Your Work: After solving, verify your answer by considering the context of the problem. Does the height or distance make sense?

Conclusion

In summary, angle of elevation and depression trig worksheets are invaluable resources that bridge the gap between theoretical concepts and practical applications of trigonometry. By mastering these concepts and utilizing structured worksheets, students can gain a deeper understanding of how angles impact real-world situations. Whether for educational purposes or professional applications, the ability to calculate heights and distances using angles of elevation and depression is a crucial skill in various fields. Through practice and application, anyone can become proficient in this essential aspect of trigonometry.

Frequently Asked Questions

What is the angle of elevation?

The angle of elevation is the angle formed between the horizontal line and the line of sight when looking upwards at an object.

What is the angle of depression?

The angle of depression is the angle formed between the horizontal line and the line of sight when looking downwards at an object.

How do you calculate the angle of elevation using trigonometry?

You can calculate the angle of elevation by using the tangent function: $\tan(\text{angle}) = \text{opposite}/\text{adjacent}$, where 'opposite' is the height of the object above the horizontal line and 'adjacent' is the distance from the observer to the base of the object.

What trigonometric functions are used in angle of elevation and depression problems?

The primary trigonometric functions used are sine, cosine, and tangent, depending on the information given and what needs to be found.

Can you give an example of a problem involving angle of

elevation?

Sure! If a person is standing 30 meters away from a tree and the angle of elevation to the top of the tree is 45 degrees, you can find the height of the tree using $\tan(45) = \text{height}/30$.

What tools are commonly used to solve angle of elevation and depression problems?

Common tools include calculators for trigonometric functions, graphing software, and worksheets that provide practice problems.

How do you differentiate between angle of elevation and angle of depression in a problem?

The angle of elevation is measured upwards from the horizontal, while the angle of depression is measured downwards from the horizontal. Context will dictate which angle is being referenced.

What are some real-life applications of angles of elevation and depression?

These angles are used in various fields such as architecture, aviation, and navigation, where determining heights and distances is crucial.

Where can I find worksheets to practice angle of elevation and depression problems?

Worksheets can be found on educational websites, in math textbooks, and through online resources that specialize in math education.

Find other PDF article:

<https://soc.up.edu.ph/29-scan/Book?docid=gcf68-8460&title=how-do-you-tie-a-tie.pdf>

Angle Of Elevation Depression Trig Worksheet

Twitter. It's what's happening / Twitter

Discover the latest tweets from @%23sAm on Twitter.

Twitter. It's what's happening / Twitter

Sign in to Twitter to check notifications, join conversations, and catch up on Tweets from people you follow.

Twitter. It's what's happening / Twitter

Stay updated with real-time news, entertainment, sports, and politics on X.

Twitter. It's what's happening / Twitter

Twitter is a social media platform for real-time news, entertainment, sports, and politics.

Twitter

Search Twitter for people, topics, and hashtags you care about.

[Twitter. It's what's happening / Twitter](#)

Log in to Twitter to check notifications and join conversations.

Twitter. It's what's happening / Twitter

Join the conversation on X, where you can share updates and discuss various topics in real-time.

[Twitter. It's what's happening / Twitter](#)

Découvrez les dernières actualités, divertissements et tendances en temps réel sur X.

Twitter. It's what's happening / Twitter

Stay connected and informed with real-time updates on news, sports, entertainment, and more on X.

[Twitter. It's what's happening / Twitter](#)

Join conversations, follow interests, and discover what's happening on X.

Google Translate

Translate Detect language→ English Google home Send feedback Privacy and terms

Google Translate - Isang Personal na Interpreter sa Iyong ...

Alamin kung paano magsalin ng text, pagsasalita, larawan, dokumento, website, at higit pa gamit ang Google Translate.

Google Translate - A Personal Interpreter on Your Phone or ...

Learn how to translate text, speech, images, documents, websites, and more with Google Translate.

Google Translate

Google Translate is a free service that instantly translates words, phrases, and web pages between English and over 100 other languages.

Google Translate

Text translation Detect language Detect language English Spanish French swap_horiz

Google - Google Translate is a free service that instantly translates words, phrases, and web pages between English and over 100 other languages.

Google Translate is a free service that instantly translates words, phrases, and web pages between English and over 100 other languages.

Google Translate - Usa ka Personal Interpreter sa Imong Telepono ...

Pagkat-on kung unsaon paghubad sa text, pamulong, mga hulagway, mga dokumento, mga website, ug daghan pa sa Google Translate.

Google Dịch - Phiên dịch viên cá nhân ngay ... - Google Translate

Tìm hiểu cách sử dụng Google Dịch để dịch văn bản, lời nói, hình ảnh, tài liệu, trang web, v.v.

Google Translate

Clear search textcheckhistory

