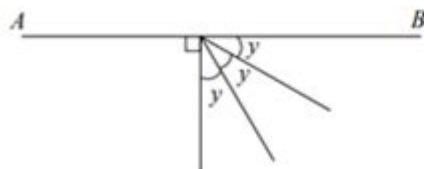
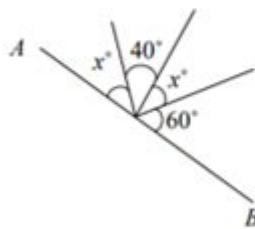
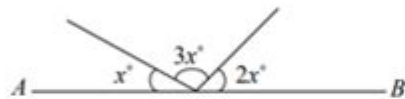
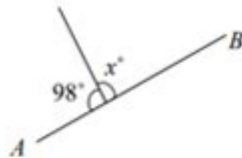


# Angles On A Line Worksheet

## Angle on a Straight Line Worksheets

Given that AB is a straight line, calculate the value of  $x$  in the following figures:



Go to [onlinemathlearning.com](https://www.onlinemathlearning.com) for more free math resources

**Angles on a line worksheet** is an essential educational resource for students learning about angles, particularly in their foundational years of geometry. Understanding angles is critical not only in mathematics but also in real-life applications, such as architecture, engineering, and various fields of design. This article delves into the components of an angles on a line worksheet, the significance of learning about angles, and how to effectively use these worksheets to enhance students' understanding of this important mathematical concept.

# Understanding Angles

Angles are formed when two rays meet at a common endpoint, called the vertex. The measurement of an angle is expressed in degrees ( $^{\circ}$ ). Here are key components to understand when discussing angles:

- **Vertex:** The point where the two rays meet.
- **Arms:** The two rays that create the angle.
- **Degree Measurement:** The size of the angle, which can vary from  $0^{\circ}$  to  $360^{\circ}$ .

## Types of Angles

Angles can be classified based on their measurements:

- **Acute Angle:** Measures less than  $90^{\circ}$ .
- **Right Angle:** Measures exactly  $90^{\circ}$ .
- **Obtuse Angle:** Measures more than  $90^{\circ}$  but less than  $180^{\circ}$ .
- **Straight Angle:** Measures exactly  $180^{\circ}$ .
- **Reflex Angle:** Measures more than  $180^{\circ}$  but less than  $360^{\circ}$ .

Understanding these types of angles is crucial for solving problems related to angles on a line, as students will often encounter straight angles and their complementary relationships.

## Angles on a Line

When discussing angles on a line, it is important to recognize that a straight line represents an angle of  $180^{\circ}$ . This concept is fundamental in various geometric problems, including finding missing angles when two angles are adjacent to each other on a straight line.

# Key Principles of Angles on a Line

1. **Linear Pair of Angles:** When two angles are adjacent and their non-common sides form a straight line, they are called a linear pair. The sum of a linear pair is always  $180^\circ$ .
2. **Supplementary Angles:** Two angles are supplementary if the sum of their measures is  $180^\circ$ . This makes them crucial in solving problems related to angles on a line.
3. **Angle Relationships:** When dealing with angles on a line, understanding the relationships between angles can help in finding unknown angles. For example, if one angle measures  $120^\circ$ , the adjacent angle must measure  $60^\circ$  because  $120^\circ + 60^\circ = 180^\circ$ .

## Using an Angles on a Line Worksheet

An angles on a line worksheet typically includes various problems where students are required to find unknown angles, create linear pairs, and apply the concepts of supplementary angles. Here's how to effectively use such worksheets:

## Components of an Angles on a Line Worksheet

A well-structured angles on a line worksheet may include the following elements:

1. **Visual Diagrams:** Illustrations showing angles on a line, often labeled with given angle measures to help students visualize the problem.
2. **Questions and Problems:** A series of questions that require students to calculate missing angles, identify angle relationships, and apply their knowledge of supplementary angles.
3. **Answer Key:** An answer key to enable students to check their work, which is crucial for self-assessment and learning.

## Types of Exercises

Here are some common types of exercises you might find in an angles on a line worksheet:

1. **Identifying Angles:** Students may be asked to identify whether angles are acute, obtuse, or straight based on their measurements.
2. **Calculating Missing Angles:** Problems may present a scenario with one or two angles given, requiring students to calculate the missing angle on the line.
3. **Real-Life Applications:** Some worksheets may include real-life scenarios where students need to apply their understanding of angles on a line, such as in architecture or design.

# Benefits of Using Angles on a Line Worksheets

Using angles on a line worksheets provides a plethora of benefits to students:

1. **Reinforcement of Concepts:** Worksheets reinforce the understanding of angles, helping to solidify concepts learned in class.
2. **Practice and Familiarity:** Regular practice helps students become familiar with angle calculations and improves their problem-solving skills.
3. **Assessment of Knowledge:** These worksheets can serve as a tool for teachers to assess students' understanding of angles and identify areas needing further instruction.
4. **Engagement:** Worksheets often include engaging problems that can capture students' interests, making learning about angles more enjoyable.

## Tips for Effective Learning

To maximize the benefits of angles on a line worksheets, consider the following tips:

1. **Start with Basics:** Ensure that students have a clear understanding of basic angle concepts before diving into more complex problems involving angles on a line.
2. **Use Visual Aids:** Incorporate drawings or digital tools that help visualize angles and their relationships on a line, which can aid in comprehension.
3. **Encourage Collaboration:** Allow students to work in pairs or small groups to discuss problems and solutions, fostering a collaborative learning environment.
4. **Provide Feedback:** Give timely feedback on worksheets, highlighting correct answers and explaining mistakes to promote understanding.
5. **Incorporate Technology:** Utilize educational software or apps that can provide interactive exercises on angles, enhancing engagement and understanding.

## Conclusion

In conclusion, an **angles on a line worksheet** is a valuable educational tool that enhances students' understanding of angles and their relationships. By incorporating a variety of exercises, visual aids, and opportunities for collaboration, these worksheets can effectively reinforce fundamental concepts while preparing students for more advanced geometric principles. As students practice and apply their knowledge, they will develop the skills necessary to tackle more complex problems in geometry and related fields.

# Frequently Asked Questions

## What are the key concepts covered in an angles on a line worksheet?

An angles on a line worksheet typically covers concepts such as supplementary angles, the relationship between adjacent angles on a straight line, and how to calculate missing angles using the fact that angles on a line sum up to 180 degrees.

## How can students effectively use an angles on a line worksheet for practice?

Students can effectively use an angles on a line worksheet by first reviewing the theoretical background of angles, then attempting the problems systematically, and finally checking their answers with provided solutions or peer discussion.

## What types of problems can be found in an angles on a line worksheet?

Problems in an angles on a line worksheet may include finding the measure of an unknown angle when given one or more adjacent angles, solving algebraic expressions involving angles, and real-world applications such as angle measurement in design or construction.

## How do angles on a line relate to real-world applications?

Angles on a line are crucial in various real-world applications such as architecture, engineering, and graphic design, where understanding the relationship between angles helps in creating accurate designs and structures.

## What grade level is typically targeted with angles on a line worksheets?

Angles on a line worksheets are typically targeted at middle school students, usually around grades 6 to 8, as they begin to explore geometric concepts in greater depth.

## Are there any online resources for practicing angles on a line problems?

Yes, there are numerous online resources such as educational websites, interactive math platforms, and printable worksheets that offer practice problems on angles on a line, often with instant feedback and solutions.

Find other PDF article:

<https://soc.up.edu.ph/01-text/Book?docid=HQE15-1017&title=100-questions-about-prostate-cancer.pdf>

**2025 Convention of Jehovah's Witnesses - JW.ORG**

