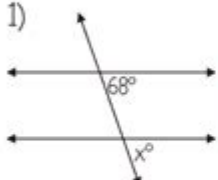
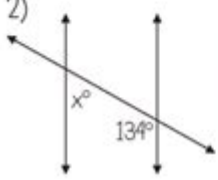
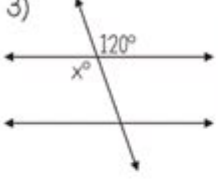


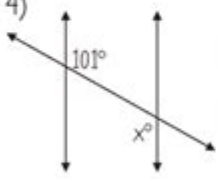
Angles Formed By A Transversal Worksheet Answer Key

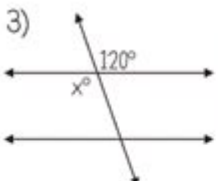
Angle Pairs Created by Parallel Lines Cut by a Transversal
 For each set of angles name the angle pair and find the missing measurement

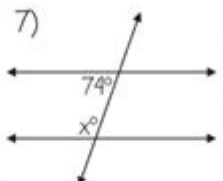
1)  Type of angle pair Corresponding
 These angles are Congruent
 so... $x = 68^\circ$

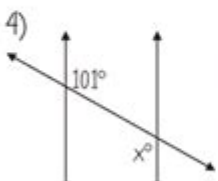
2)  Type of angle pair Same-Side Interior
 These angles are Supplementary
 so... $x = 46^\circ$

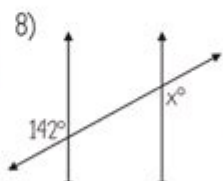
3)  Type of angle pair Vertical
 These angles are Congruent
 so... $x = 120^\circ$

4)  Type of angle pair Alternate Interior
 These angles are Congruent
 so... $x = 101^\circ$

5)  Type of angle pair Same-Side Exterior
 These angles are Supplementary
 so... $x = 103^\circ$

6)  Type of angle pair Alternate Interior
 These angles are Congruent
 so... $x = 106^\circ$

7)  Type of angle pair Same-Side Interior
 These angles are Supplementary
 so... $x = 106^\circ$

8)  Type of angle pair Alternate Exterior
 These angles are Congruent
 so... $x = 142^\circ$

©Amazing Mathematics 9

Angles formed by a transversal worksheet answer key is an essential resource for students and educators alike, facilitating the understanding of geometric relationships that arise when a transversal intersects two parallel lines. This concept is foundational in geometry, as it provides critical insights into various angle relationships, including corresponding angles, alternate interior angles, alternate exterior angles, and consecutive interior angles. In this article, we will explore the types of angles formed by a transversal, the properties that govern them, and how to use a worksheet effectively to reinforce these concepts, culminating in an answer key that can guide students as they practice.

Understanding Transversals and Angles

A transversal is defined as a line that intersects two or more lines at distinct points. When it comes to parallel lines, the angles formed by a transversal exhibit specific relationships that can be categorized for ease of study.

The Types of Angles Formed

When a transversal crosses two parallel lines, several pairs of angles are formed:

1. **Corresponding Angles:** These angles are located on the same side of the transversal and in corresponding positions relative to the parallel lines. For example, if angle 1 is in the upper left position and angle 2 is in the lower left position but on the same side of the transversal, they are corresponding angles.
2. **Alternate Interior Angles:** These angles are situated on opposite sides of the transversal and inside the parallel lines. For instance, if angle 3 is below the transversal on one side and angle 4 is above the transversal on the opposite side, they are alternate interior angles.
3. **Alternate Exterior Angles:** Similar to alternate interior angles, these are on opposite sides of the transversal but outside the parallel lines. For example, angle 5 could be above the transversal while angle 6 is below it, and they would be alternate exterior angles.
4. **Consecutive Interior Angles:** Also known as same-side interior angles, these angles lie on the same side of the transversal and inside the parallel lines. For instance, angle 7 and angle 8 could be consecutive interior angles if they are positioned within the parallel lines and on the same side of the transversal.

Properties of Angles Formed by a Transversal

Understanding the properties of these angles is crucial for solving problems related to transversals and parallel lines. The key properties include:

- **Corresponding Angles Postulate:** If two parallel lines are cut by a transversal, then each pair of corresponding angles is equal.
- **Alternate Interior Angles Theorem:** If two parallel lines are cut by a transversal, then each pair of alternate interior angles is equal.
- **Alternate Exterior Angles Theorem:** If two parallel lines are cut by a transversal, then each pair of alternate exterior angles is equal.
- **Consecutive Interior Angles Theorem:** If two parallel lines are cut by a transversal, then each pair of consecutive interior angles is supplementary (their sum equals 180 degrees).

Creating a Worksheet on Angles Formed by a Transversal

An effective worksheet on angles formed by a transversal should provide a mix of definitions, diagrams, and practice problems that engage students and reinforce their understanding. Here are some components that can be included in the worksheet:

Definitions and Diagrams

1. Definitions: Begin with clear definitions of the different types of angles formed by a transversal. Each definition should be accompanied by a diagram illustrating the angles.
2. Labeling Angles: Provide several diagrams of parallel lines cut by a transversal and ask students to label corresponding angles, alternate interior angles, alternate exterior angles, and consecutive interior angles.

Practice Problems

Include a variety of problems that require students to apply their knowledge. Here are a few examples:

1. Identify Angles: Given a diagram, ask students to identify and label pairs of corresponding angles, alternate interior angles, alternate exterior angles, and consecutive interior angles.
2. Angle Measurements: Present problems where students must find the measure of unknown angles based on the properties discussed. For example, if angle 1 is 70 degrees, what is the measure of the corresponding angle?
3. True/False Statements: Create statements about angle relationships and have students determine whether they are true or false. For instance, "If angle 3 and angle 5 are alternate interior angles, then angle 3 = angle 5."

Answer Key for the Worksheet

An answer key is vital for both teachers and students, providing a means of checking work and understanding the concepts. Below is an example answer key corresponding to the practice problems outlined above.

Sample Answer Key

1. Identify Angles:

- Corresponding Angles: (List specific angles based on the diagram)
- Alternate Interior Angles: (List specific angles based on the diagram)
- Alternate Exterior Angles: (List specific angles based on the diagram)
- Consecutive Interior Angles: (List specific angles based on the diagram)

2. Angle Measurements:

- If angle 1 is 70 degrees, then:
- Corresponding angle: 70 degrees
- Alternate interior angle: 70 degrees
- Alternate exterior angle: 70 degrees
- Consecutive interior angle: 110 degrees

3. True/False Statements:

- Statement 1: True
- Statement 2: False (or True, depending on the context of the statements provided).

Conclusion

In conclusion, the study of angles formed by a transversal worksheet answer key is not just a method of assessment but an essential component of learning geometry. By understanding the relationships between the different types of angles formed when a transversal intersects parallel lines, students can develop a deeper comprehension of geometry as a whole. Worksheets that incorporate definitions, diagrams, and practice problems help solidify this knowledge, while answer keys provide a means of self-assessment and correction. As educators, providing these resources enhances the learning experience and equips students with the skills they need to excel in geometric concepts.

Frequently Asked Questions

What is a transversal in geometry?

A transversal is a line that intersects two or more other lines at distinct points.

What types of angles are formed when a transversal crosses two parallel lines?

When a transversal crosses two parallel lines, it forms corresponding angles, alternate interior angles, alternate exterior angles, and consecutive interior angles.

How can you identify corresponding angles in a transversal worksheet?

Corresponding angles are located in the same position at each intersection of the transversal with the parallel lines.

What is the relationship between alternate interior angles?

Alternate interior angles are equal when the lines are parallel.

What is the purpose of an answer key for an angles formed by a transversal worksheet?

An answer key provides the correct answers to the problems in the worksheet, allowing students to check their work and understand any mistakes.

How do you calculate the measure of angles formed by a transversal?

You can use the properties of the angles (like corresponding, alternate interior, etc.) to set up equations based on their relationships and solve for unknown angle measures.

What kind of problems might you find on an angles formed by a transversal worksheet?

You might find problems involving identifying angle relationships, calculating angle measures, or proving angle congruences based on the properties of transversals.

Why is it important to understand angles formed by a transversal?

Understanding angles formed by a transversal is crucial for solving problems in geometry, particularly in real-world applications and higher-level math concepts.

Can a transversal create angles that are not congruent? If so, when?

Yes, if the lines cut by the transversal are not parallel, then the angles formed may not be congruent.

Find other PDF article:

<https://soc.up.edu.ph/04-ink/Book?docid=hbG67-7266&title=advertising-concept-book.pdf>

[Angles Formed By A Transversal Worksheet Answer Key](#)

[¿Qué es un ángel? | Preguntas sobre la Biblia - JW.ORG](#)

¿Tienen los ángeles poderes sobrehumanos? ¿Dónde viven? ¿Tenemos un ángel de la guarda? ¿Qué dice la Biblia sobre los ángeles?

[The Archangel Michael—Who Is He? - JW.ORG](#)

Michael, referred to by some as 'Saint Michael,' is a name given to Jesus before and after his life on

earth. Why is that a reasonable conclusion?

2025 Convention of Jehovah's Witnesses - JW.ORG

Invitation to the “Pure Worship” Convention of Jehovah’s Witnesses. Read the highlights, download a complete program schedule, or watch a video about our conventions.

□□□□□□ — □□□□□□: *jw.org* | □□□

Al-Khwarizmi—Father of Algebra | Portraits of the Past - JW.ORG

The latter enabled Middle Eastern scholars to calculate values for angles and sides of triangles and to advance studies in astronomy. * Algebra: "The single most important mathematical tool ...

□□□□□□2025 No. 1 | □□□□□ □□□□□□□□□□

[illegible]

...

Bibliothèque de publications | JW.ORG

Parcourez notre bibliothèque de revues, livres, vidéos, musique, et plus encore. Nos écrits bibliques sont disponibles en des centaines de langues, y compris la langue des signes.

□□□! □□, 2025□ □1□ | □□□ □□□ □□ □□□ □□

በሀገር ውስጥ በሚኖሩ የሀገራችን ህዝቦች 5% በላይ የሚገኙት (1) በሀገር ውስጥ በሚኖሩ የሀገራችን ህዝቦች 2 ...

□□□□□ □□□□□□□□ : □□□□□□□□□□

www.jw.org

11

Steigende Preise - was tun? Das Geld gut einteilen - JW.ORG

Steigende Preise stellen uns alle vor Herausforderungen. Man muss sich der Situation aber nicht hilflos ausgeliefert fühlen. Es gibt praktische Maßnahmen, um die eigenen Finanzen im Griff zu ...

¿Qué es un ángel? | Preguntas sobre la Biblia - JW.ORG

¿Tienen los ángeles poderes sobrehumanos? ¿Dónde viven? ¿Tenemos un ángel de la guarda? ¿Qué dice la ...

The Archangel Michael—Who Is He? - JW.ORG

Michael, referred to by some as 'Saint Michael,' is a name given to Jesus before and after his life on earth. Why is that a reasonable conclusion?

2025 Convention of Jehovah's Witnesses - JW.ORG

Invitation to the “Pure Worship” Convention of Jehovah’s Witnesses. Read the highlights, download a complete program schedule, or watch a video ...

□□□□□□ — □□□□□□: **jw.org** | □□□

[illegible]

Al-Khwarizmi—Father of Algebra | Portraits of the Past - JW.ORG

The latter enabled Middle Eastern scholars to calculate values for angles and sides of triangles and to advance studies in astronomy. * Algebra: "The single ...

Unlock your understanding of angles formed by a transversal with our comprehensive worksheet answer key. Learn more and master this crucial geometry concept today!

[Back to Home](#)