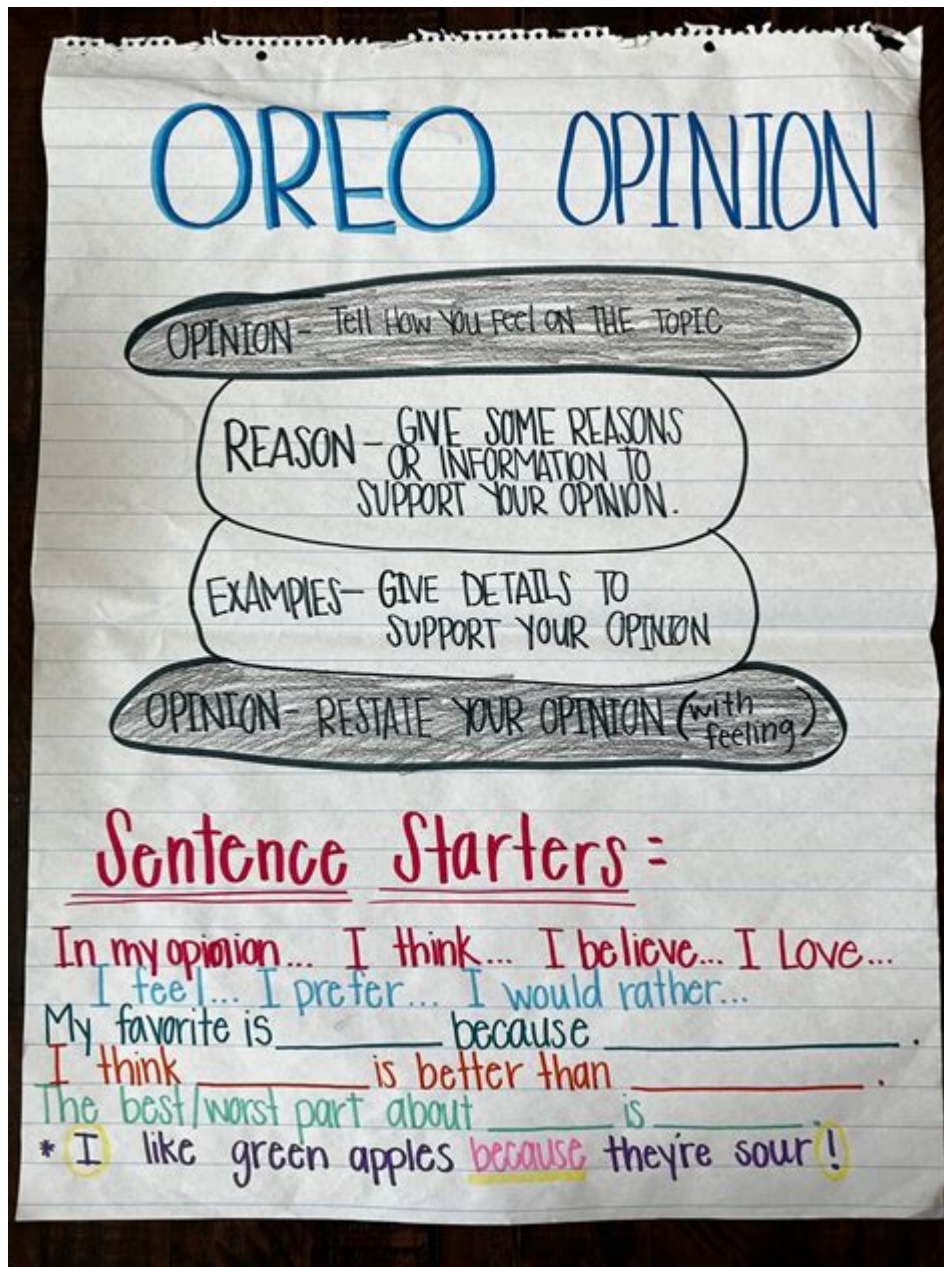


Anchor Chart For Opinion Writing



Anchor charts for opinion writing are powerful visual tools that help students understand the structure and components of effective opinion pieces. They serve as a guide for students as they learn to articulate their thoughts, support their arguments, and express their viewpoints clearly and persuasively. In an educational environment where fostering strong writing skills is crucial, anchor charts can make a significant difference in how students approach opinion writing, offering them a reference that is easily accessible and visually engaging.

What is an Anchor Chart?

Anchor charts are visual aids created collaboratively by teachers and students during lessons. They highlight key concepts, processes, and strategies related to a particular subject. In the context of opinion writing, anchor charts can encapsulate essential

elements such as thesis statements, supporting reasons, counterarguments, and the importance of evidence. These charts are typically displayed prominently in the classroom, serving as a constant reminder of the writing skills that students are developing.

The Importance of Opinion Writing

Before diving into the specifics of creating an anchor chart for opinion writing, it is crucial to understand why opinion writing is an essential skill for students.

1. **Critical Thinking:** Writing opinions requires students to analyze information and formulate their beliefs. This process sharpens their critical thinking skills.
2. **Communication Skills:** Articulating opinions in writing helps students improve their overall communication skills, allowing them to express themselves clearly and effectively.
3. **Persuasion Techniques:** Opinion writing teaches students how to persuade others, a skill valuable in many aspects of life.
4. **Engagement with Current Issues:** Students learn to engage with current events and societal issues, fostering awareness and encouraging informed discussions.

Key Components of Opinion Writing

When creating an anchor chart for opinion writing, it is essential to include the key components that students need to understand. Here's a breakdown of the main elements:

1. Thesis Statement

- **Definition:** A thesis statement is a clear, concise statement that presents the writer's opinion on a topic.
- **Characteristics:** It should be specific and arguable, setting the stage for the points that will follow.
- **Example:** "School uniforms should be mandatory because they promote equality and decrease distractions."

2. Supporting Reasons

- **Definition:** These are the arguments that support the thesis statement.
- **Characteristics:** Each reason should be backed by evidence or examples to strengthen the argument.
- **Examples:**
 - Reason 1: "Uniforms reduce peer pressure related to clothing choices."
 - Reason 2: "They help students focus on their studies rather than fashion trends."

3. Evidence

- **Definition:** Evidence includes facts, statistics, quotes, and examples that substantiate the reasons.
- **Characteristics:** Strong evidence enhances credibility and persuades the reader.
- **Examples:**
 - "According to a study by the National Center for Education Statistics, schools with uniform policies reported a 30% decrease in bullying incidents."

4. Counterarguments

- Definition: A counterargument addresses opposing viewpoints and demonstrates critical thinking.
- Characteristics: Acknowledging counterarguments shows the writer's understanding of the topic and allows them to refute opposing views.
- Example: "Some argue that uniforms restrict personal expression. However, students can still express themselves through accessories and personal grooming."

5. Conclusion

- Definition: A conclusion summarizes the main points and reinforces the thesis statement.
- Characteristics: It should leave a lasting impression and encourage the reader to consider the writer's perspective.
- Example: "In conclusion, implementing school uniforms not only fosters a sense of community but also allows students to concentrate on their education without undue distractions."

Designing the Anchor Chart

When creating an anchor chart for opinion writing, consider the following tips to make it effective and engaging:

1. Visual Appeal

- Use colorful markers and images to make the chart visually appealing.
- Incorporate graphics or icons that represent each component of opinion writing.

2. Clear Organization

- Organize components in a logical flow, from the thesis statement at the top to the conclusion at the bottom.
- Use headings and bullet points for easy reading.

3. Student Involvement

- Involve students in the creation process by asking for their input on examples and definitions.
- Allow students to contribute ideas on what makes a strong opinion piece.

4. Accessibility

- Position the anchor chart in a visible area of the classroom where students can reference it frequently.
- Consider creating smaller versions for students to keep in their writing folders.

Utilizing the Anchor Chart in the Classroom

Once the anchor chart for opinion writing is created, it can be used in various ways to enhance learning:

1. Guided Writing Sessions

- Use the anchor chart as a reference during guided writing sessions, encouraging students to apply the components as they draft their opinions.

2. Peer Review

- Incorporate the anchor chart in peer review sessions, allowing students to check each other's work against the established criteria.

3. Independent Practice

- Encourage students to refer to the anchor chart while writing independently, ensuring they adhere to the structure outlined.

4. Feedback and Reflection

- After students complete their opinion pieces, have them reflect on how they utilized the anchor chart and what elements they found most helpful.

Assessment and Evaluation

To assess students' understanding of opinion writing, consider the following evaluation methods:

1. Rubrics: Create a rubric that aligns with the anchor chart components, allowing for specific feedback on each element.
2. Self-Assessment: Have students evaluate their own writing against the anchor chart to encourage self-reflection.
3. Peer Assessment: Utilize peer assessments based on the anchor chart criteria, fostering collaboration and learning.

Conclusion

In conclusion, anchor charts for opinion writing are invaluable resources that can significantly enhance students' writing skills. By clearly outlining the essential components of opinion pieces, these charts provide a structured framework that students can reference throughout their learning journey. As educators, it is our responsibility to foster these skills, and incorporating anchor charts into the curriculum is a step towards achieving that goal. By engaging students in the creation and utilization of these charts, we empower them to express their thoughts and opinions confidently and effectively, preparing them for the demands of academic writing and real-world communication.

Frequently Asked Questions

What is an anchor chart for opinion writing?

An anchor chart for opinion writing is a visual aid that outlines the key components and strategies for crafting opinion pieces. It typically includes elements like the structure of an opinion essay, examples of strong opinion statements, and tips for supporting arguments with evidence.

How can teachers effectively use anchor charts in the classroom?

Teachers can use anchor charts by displaying them prominently in the classroom, referencing them during lessons, and encouraging students to use them as guides when writing their own opinion pieces. They can also involve students in creating the charts to enhance engagement.

What are some essential components to include in an opinion writing anchor chart?

Essential components to include in an opinion writing anchor chart are: a clear opinion statement, reasons to support the opinion, examples of evidence, counterarguments, and a strong conclusion. Visuals like bullet points or graphic organizers can also enhance understanding.

How can anchor charts be adapted for different grade levels in opinion writing?

Anchor charts can be adapted for different grade levels by simplifying language and concepts for younger students, while providing more complex examples and detailed strategies for older students. For younger grades, visuals can be more prominent, while older grades can include more text and analysis.

What role do anchor charts play in developing students' writing skills?










Anchor charts play a significant role in developing students' writing skills by providing a visual reference that reinforces learning. They help students remember writing techniques, organize their thoughts, and understand the structure of opinion writing, leading to more coherent and persuasive essays.

Find other PDF article:

<https://soc.up.edu.ph/33-gist/Book?ID=RpU23-4696&title=international-music-co-lalo-concerto-in-d-minor-for-cello-and-piano.pdf>

[Anchor Chart For Opinion Writing](#)

ground truth  **bounding box**  **anchor box**  - 

Ground truth  " " Bounding box         ...

 Anchor-based  Anchor-free  ...

anchor-based  RetinaNet  COCO  4% AP 

[Anchor](#) [Anchor](#) -

Anchor...
...

[anchor](#) -

(0.50.7) anchor"
...

[end call](#) -

end callencore Encore...
T...

[anchor-based](#) [anchor free](#) -

FSAF-anchor-basedanchor-free...ratio 2.anchoranchor box...
k-means...

[anchor-based](#) [anchor-free](#)...

anchor-basedanchor-free 4... roi ...
faster rcnn RPN ...

[YOLOX](#) [YOLOv5?](#) -

Jul 20, 2021 · YOLOX...YOLO...Dynamic label assignment...anchor box...
YOLOv5...

[anchor free](#) [anchor based](#)...

Mar 26, 2022 · 6k...RPN...2...anchor...proposal...anchor
...

[anchor,host,moderator](#) -

anchor,host,moderator...reporter,correspondent... 2

[ground truth](#) [bounding box](#) [anchor box](#) -

Ground truth...“” Bounding box ...
“”...

[Anchor-based](#) [Anchor-free](#)...

anchor-based...RetinaNet...COCO...4%AP...

[Anchor](#) [Anchor](#) -

Anchor...
...

[anchor](#) -

(0.50.7) anchor"
...

[end call](#) -

end callencore Encore...
T...

[anchor-based](#) [anchor free](#) -

FSAF-[anchor-based](#)[anchor-free](#)[ratio](#) 2.anchor[anchor box](#)[k-means](#) ...

[anchor-based](#)[anchor-free](#) ...
[anchor-based](#)[anchor-free](#) 4 [roi](#) [faster rcnn](#) [RPN](#) ...

[YOLOX](#)[YOLOv5?](#) - [Jul 20, 2021](#) · [YOLOX](#)[YOLO](#)[Dynamic label assignment](#)[anchor box](#)[YOLOv5](#)

[anchor free](#)[anchor based](#) ...
[Mar 26, 2022](#) · [6k](#)[anchor](#)[RPN](#)[2](#)[anchor](#)[proposal](#)[anchor](#)

[anchor,host,moderator](#) - [anchor,host,moderator](#) [reporter,correspondent](#) 2

Discover how to create an effective anchor chart for opinion writing that enhances student understanding and engagement. Learn more to elevate your teaching today!

[Back to Home](#)