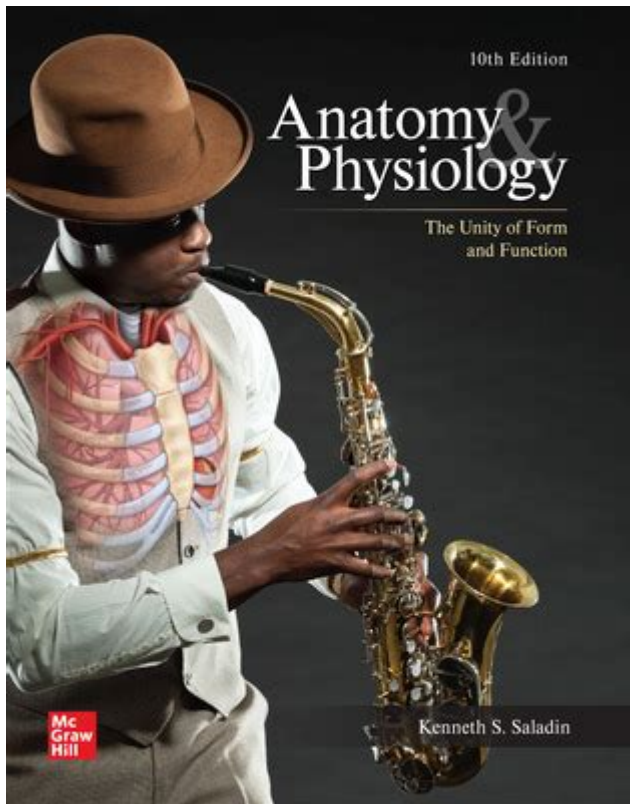


# Anatomy Physiology The Unity Of Form And Function



**Anatomy physiology the unity of form and function** is a foundational concept in the biological sciences, particularly in the study of living organisms. This principle emphasizes that the structure of a biological entity (anatomy) is intrinsically linked to its purpose and operation (physiology). Understanding this unity offers insights into how organisms adapt to their environments, perform necessary functions, and maintain homeostasis. This article delves into the intricate relationship between anatomy and physiology, illustrating how their unity is essential for the functioning of life.

## Understanding Anatomy and Physiology

### Definition of Anatomy

Anatomy is the branch of biology that studies the structure of organisms and their parts. It can be divided into several sub-disciplines:

1. **Gross Anatomy:** The study of structures that can be seen with the naked eye, such as organs and organ systems.

2. Microscopic Anatomy: The study of structures that require magnification, such as tissues and cells.
3. Developmental Anatomy: The study of the development of organisms from fertilization to maturity.

## **Definition of Physiology**

Physiology, on the other hand, is the study of the functions and processes of the various systems and organs of living organisms. It encompasses various aspects, including:

1. Cell Physiology: Examines how cells function, including processes like energy production, communication, and replication.
2. Organ Physiology: Focuses on the functions of specific organs, such as the heart, lungs, and kidneys.
3. Systemic Physiology: Investigates the functions of organ systems and how they interact to maintain homeostasis.

## **The Relationship Between Anatomy and Physiology**

The relationship between anatomy and physiology can be summed up in the phrase "form follows function." This concept means that the anatomical structure of an organ or body part is designed to support its specific function. Here are some examples that illustrate this relationship:

### **Examples of Form and Function Unity**

#### **1. The Heart:**

- Anatomy: The heart has four chambers—two atria and two ventricles—separated by valves.
- Physiology: This structure allows the heart to efficiently pump oxygenated blood to the body and deoxygenated blood to the lungs, maintaining circulation.

#### **2. The Lungs:**

- Anatomy: The lungs are made up of numerous tiny air sacs called alveoli that increase surface area.
- Physiology: This design maximizes gas exchange, allowing for efficient oxygen intake and carbon dioxide removal.

#### **3. The Skeleton:**

- Anatomy: Bones are rigid structures that provide support and protection.
- Physiology: The skeletal system allows for movement by serving as attachment points for muscles and facilitating leverage.

#### 4. The Kidneys:

- Anatomy: The kidneys have a unique structure with nephrons that filter blood.
- Physiology: This structure allows for the efficient removal of waste products and regulation of fluid balance in the body.

## **The Importance of the Unity of Form and Function**

The unity of form and function is vital for several reasons:

### **1. Adaptation to Environment**

Organisms have evolved unique anatomical features that allow them to thrive in specific environments. For example:

- Aquatic Animals: Fish have streamlined bodies and fins for swimming.
- Desert Animals: Camels have adaptations such as a unique hump for fat storage and the ability to conserve water.

### **2. Health and Disease**

Understanding the relationship between anatomy and physiology is crucial for diagnosing and treating diseases. For instance:

- Abnormalities in the structure of the heart (anatomy) can lead to conditions such as heart failure (physiology).
- Changes in lung structure due to smoking can result in reduced respiratory function.

### **3. Medical Science and Technology**

Advancements in medical science, such as surgery and prosthetics, rely on a thorough understanding of the unity of form and function. For example:

- Surgical procedures often involve altering anatomical structures to improve physiological function.
- Prosthetic limbs are designed to mimic the anatomical features of natural limbs to restore movement and function.

# Educational Implications

The integration of anatomy and physiology is essential in medical and health education. Understanding how these two disciplines interact helps students and professionals in various fields, including:

- Medicine: Physicians must comprehend how anatomical structures influence physiological processes to provide effective treatment.
- Nursing: Nurses need to understand how the body functions to monitor and care for patients properly.
- Physical Therapy: Physical therapists rely on knowledge of anatomy and physiology to design rehabilitation programs that restore function.

## Conclusion

In summary, the unity of form and function in anatomy and physiology is a fundamental principle that underpins the biological sciences. This relationship not only enhances our understanding of living organisms but also informs practices in health care and technology. By studying how structure relates to function, we can appreciate the intricate designs of life and the remarkable adaptations that have evolved over time. As we continue to explore this unity, we unlock new avenues for medical advancements, improve health care practices, and gain greater insights into the complexities of life itself. Understanding anatomy and physiology as interconnected fields will undoubtedly lead to a deeper appreciation for the wonders of the human body and the natural world.

## Frequently Asked Questions

### What does the term 'unity of form and function' mean in anatomy and physiology?

The term 'unity of form and function' refers to the concept that the shape and structure of biological systems are closely related to their functions, meaning that the form of an organ or tissue is designed to perform its specific role effectively.

### How does the structure of the heart relate to its function?

The heart's structure, with its muscular walls, four chambers, and valves, is specifically designed to efficiently pump blood throughout the body, allowing for separation of oxygenated and deoxygenated blood, which is crucial for effective circulation.

## **Can you give an example of how the form of a bone relates to its function?**

Yes, long bones like the femur are hollow and cylindrical, which makes them lightweight yet strong. This design allows them to support weight and withstand the forces exerted during movement.

## **How does the structure of alveoli facilitate their function in the lungs?**

Alveoli are tiny, balloon-like structures with thin walls and a large surface area, allowing for efficient gas exchange between oxygen and carbon dioxide in the blood, maximizing respiratory efficiency.

## **Why is the design of the digestive system important for its function?**

The digestive system's structure, which includes specialized organs like the stomach and intestines with specific shapes and surface areas, is essential for breaking down food and absorbing nutrients effectively.

## **What role does the shape of neurons play in their function?**

Neurons have long, branching structures that enable them to transmit electrical impulses quickly over distances, facilitating communication between different parts of the body.

## **How does skin structure correlate with its protective function?**

The skin is composed of multiple layers, including a tough outer layer called the epidermis, which provides a barrier against pathogens and environmental damage, while also containing structures like sweat glands for temperature regulation.

## **In what way does the form of muscle tissue relate to its function?**

Muscle tissue is made up of long, fibrous cells that can contract, allowing for movement. The arrangement of these fibers, such as in striated muscle, optimizes their ability to generate force and perform coordinated movements.

## **How does the design of the kidney support its function in the body?**

The kidneys have a highly organized structure with nephrons that filter blood and remove waste, utilizing a complex network of tubules and capillaries to maximize filtration and reabsorption processes.

# What is the significance of the phrase 'form follows function' in biological systems?

The phrase 'form follows function' highlights that the anatomical structures in living organisms are shaped by their roles and functions, emphasizing the evolutionary adaptations that enhance survival and efficiency in various environments.

Find other PDF article:

<https://soc.up.edu.ph/68-fact/files?dataid=ZMm16-9444&title=your-career-in-nursing-annette-vallano.pdf>

## [Anatomy Physiology The Unity Of Form And Function](#)

1.68 - 52pojie.cn

Apr 24, 2022 · [https://pan ...](https://pan...)

2020 - 52pojie.cn

Mar 24, 2020 · 2020 app v2020.0.73 802M 4.X [hr] 2020 ...

human anatomy atlas - ...

Apr 14, 2020 · human anatomy atlas

1.68 - 52pojie.cn

Jun 2, 2021 · [ ] [ ]

body Human Anatomy Atlas -

Nov 10, 2018 · visible body Human Anatomy Atlas 3D app

1.68 - 52pojie.cn

Apr 24, 2022 · [https://pan ...](https://pan...)

2020 - 52pojie.cn

Mar 24, 2020 · 2020 app v2020.0.73 802M 4.X [hr] 2020 ...

human anatomy atlas - ...

Apr 14, 2020 · human anatomy atlas

1.68 - 52pojie.cn

Jun 2, 2021 · [ ] [ ]

body Human Anatomy Atlas -

Nov 10, 2018 · visible body Human Anatomy Atlas 3D app  
...





Organon Anatomy - 1868

Jul 25, 2019 · 3D

Complete Anatomy windows - - 52pojie.cn

Apr 2, 2021 · Complete Anatomy windows [ ] ... » 1 2 / 2 [ ]

**Android - 资源大全 - 52pojie.cn**

Mar 21, 2016 · PCiPhone  


## Explore the intricate relationship between anatomy and physiology

[Back to Home](#)