

# Anatomy Questions With Answers

---

## Human Anatomy Exam 1 Questions and Answers 100% Pass

What is the difference between human anatomy and human physiology ? ✓✓ Human Anatomy is the study of human body structure and relationship... Human physiology is the study of body functions.

Name the 3 subdivisions of Human Anatomy ✓✓ 1. Gross Anatomy

2. Microscopic Anatomy

3. Developmental Anatomy (Changes over time)

Describe one of the subdivisions of human anatomy (Gross Anatomy) ✓✓ It is the study of macroscopic body structures (do NOT need microscope)

Describe one of the subdivisions of human anatomy (Microscopic Anatomy) ✓✓ Study of small body structures (Requires microscope)

What two things does microscopic anatomy involve . Describe the two. ✓✓ cytology and histology ... Cytology is the study of cells which REQUIRE A MICROSCOPE... Histology is the study of tissues that require microscope

**Anatomy questions with answers** are a vital part of understanding human biology, serving as a foundation for numerous fields, including medicine, fitness, and education. The study of anatomy encompasses the structure of the body, including organs, systems, and tissues. Whether you are a student preparing for exams, a professional in the health field, or simply someone interested in the human body, having a grasp of anatomy questions and their respective answers is essential for comprehension and application. This article will provide a comprehensive overview of common anatomy questions, categorized by systems of the body, along with detailed answers.

# Understanding the Body Systems

The human body is a complex structure made up of several systems that work together to maintain life. Below are some of the major systems and commonly asked anatomy questions related to each.

## 1. Musculoskeletal System

The musculoskeletal system provides form, support, stability, and movement to the body.

Common Questions:

1. What are the major bones in the human body?

- The major bones include:
- Skull
- Spine (vertebrae)
- Ribs
- Humerus (upper arm)
- Femur (thigh bone)
- Tibia and Fibula (lower leg bones)

2. What is the difference between ligaments and tendons?

- Ligaments connect bones to other bones, providing stability to joints, while tendons connect muscles to bones, facilitating movement.

3. How many muscles are in the human body?

- The human body contains over 600 muscles, categorized into three types: skeletal, smooth, and cardiac.

## 2. Cardiovascular System

This system is responsible for the circulation of blood and the transport of nutrients, oxygen, and waste.

Common Questions:

1. What are the main components of the cardiovascular system?

- The main components include:
- Heart
- Blood vessels (arteries, veins, and capillaries)
- Blood

2. What is the function of the heart?

- The heart pumps blood throughout the body, delivering oxygen and nutrients while removing carbon dioxide and waste products.

3. What is blood pressure, and why is it important?

- Blood pressure is the force exerted by circulating blood on the walls of blood vessels. It is crucial for ensuring adequate blood flow to organs and tissues.

### **3. Respiratory System**

The respiratory system is essential for gas exchange, allowing oxygen to enter the body and carbon dioxide to be expelled.

Common Questions:

1. What are the main organs of the respiratory system?

- The main organs include:
- Nose and nasal cavity
- Pharynx
- Larynx
- Trachea
- Bronchi
- Lungs (including alveoli)

2. How does gas exchange occur in the lungs?

- Gas exchange occurs in the alveoli, where oxygen diffuses into the blood, and carbon dioxide diffuses into the alveoli to be exhaled.

3. What is the role of the diaphragm in respiration?

- The diaphragm is a muscle that separates the thoracic cavity from the abdominal cavity. It contracts to create a vacuum that allows air to flow into the lungs during inhalation.

### **4. Digestive System**

The digestive system is responsible for breaking down food, absorbing nutrients, and eliminating waste.

Common Questions:

1. What are the main organs of the digestive system?

- The main organs include:
- Mouth
- Esophagus
- Stomach
- Small intestine
- Large intestine
- Rectum
- Anus

2. What is the function of the liver in digestion?

- The liver produces bile, which helps in the digestion and absorption of fats. It also processes nutrients from the digestive tract.

3. What is the difference between mechanical and chemical digestion?

- Mechanical digestion involves the physical breakdown of food (e.g., chewing), while chemical digestion involves enzymatic reactions that break down food into smaller molecules.

## 5. Nervous System

The nervous system controls and coordinates all bodily functions and responses.

Common Questions:

1. What are the two main divisions of the nervous system?

- The two main divisions are:
- Central Nervous System (CNS): Comprises the brain and spinal cord.
- Peripheral Nervous System (PNS): Consists of all the nerves outside the CNS.

2. What is the function of neurons?

- Neurons are the basic functional units of the nervous system that transmit electrical signals throughout the body.

3. What is the role of the brainstem?

- The brainstem controls vital life functions, including breathing, heart rate, and blood pressure, and serves as a conduit between the brain and the spinal cord.

## 6. Endocrine System

The endocrine system regulates bodily functions through hormones.

Common Questions:

1. What are the major glands of the endocrine system?

- Major glands include:
- Pituitary gland
- Thyroid gland
- Adrenal glands
- Pancreas
- Gonads (ovaries and testes)

2. What is the role of hormones?

- Hormones are chemical messengers that regulate processes such as metabolism, growth, reproduction, and mood.

3. How does the endocrine system interact with the nervous system?

- The endocrine system and nervous system communicate to maintain homeostasis, where the nervous system provides rapid responses, while the endocrine system provides longer-lasting effects.

# Practical Applications of Anatomy Knowledge

Understanding anatomy questions and answers is not limited to academic pursuits. This knowledge has practical applications in various fields:

- Healthcare Professionals: Doctors, nurses, and therapists rely on their understanding of anatomy to diagnose and treat patients effectively.
- Fitness Trainers: Knowledge of anatomy helps trainers develop effective exercise programs tailored to individual needs, enhancing physical performance and reducing injury risks.
- Educators: Teachers utilize anatomy knowledge to educate students about the human body, fostering a deeper understanding of health and biology.
- Researchers: Anatomical knowledge is crucial in medical research, allowing for advancements in treatments and understanding of diseases.

## Conclusion

In summary, anatomy questions with answers form the backbone of understanding the human body and its intricate systems. From the musculoskeletal system to the endocrine system, each component plays a vital role in maintaining health and function. Whether you are a student, professional, or curious learner, familiarizing yourself with these anatomy concepts is essential for a comprehensive understanding of human biology. As the field of anatomy continues to evolve, keeping abreast of new findings and insights will enhance your knowledge and application of this fascinating subject.

## Frequently Asked Questions

### What are the main divisions of the human skeletal system?

The human skeletal system is divided into two main parts: the axial skeleton, which includes the skull, vertebral column, and rib cage; and the appendicular skeleton, which comprises the limbs and their attachments to the axial skeleton.

### What is the function of the respiratory system?

The respiratory system's primary function is to facilitate the exchange of gases, specifically oxygen intake and carbon dioxide removal, through the process of breathing.

### How many chambers does the human heart have?

The human heart has four chambers: two atria (the upper chambers) and two ventricles (the lower chambers).

## What are the primary types of muscle tissue in the human body?

The primary types of muscle tissue are skeletal muscle (voluntary muscles attached to bones), cardiac muscle (involuntary muscle found in the heart), and smooth muscle (involuntary muscle found in hollow organs).

## What is the largest organ in the human body?

The largest organ in the human body is the skin, which serves as a protective barrier, regulates temperature, and enables sensation.

## What is the role of the liver in the human body?

The liver plays a crucial role in metabolism, detoxification, and the production of bile, which is essential for digestion and absorption of fats.

## What is the difference between the central nervous system and the peripheral nervous system?

The central nervous system (CNS) consists of the brain and spinal cord, which process information and coordinate responses. The peripheral nervous system (PNS) includes all the nerves outside the CNS, which connect the CNS to the rest of the body.

Find other PDF article:

<https://soc.up.edu.ph/57-chart/pdf?dataid=lig07-1754&title=task-management-for-adhd.pdf>

## Anatomy Questions With Answers

1.68 - pojie.cn

Apr 24, 2022 · [REDACTED]https://pan ...

2020 11 11 app - 11 11 - 52pojie.cn

Mar 24, 2020 · 2020 app v2020.0.73 802M 4.X [hr] 2020 ...

human anatomy atlas - ...

Apr 14, 2020 · [human anatomy atlas](#)

□□□□□□□□ - □□□□ - 52pojie.cn

Jun 2, 2021 · [ ] [ ] [ ] [ ] [ ] [ ] [ ] [ ] [ ] [ ]

# body Human Anatomy Atlas -

Nov 10, 2018 · visible body Human Anatomy Atlas 3D app  
...











Jul 25, 2019 · 3D

Mar 21, 2016 · PCiPhone

Mar 24, 2020 · 2020 app v2020.0.73 802M 4.X [hr] 2020 ...

Nov 10, 2018 · visible body Human Anatomy Atlas 3D app

Jul 25, 2019 · 3D

Mar 21, 2016 ·      PC   iPhone   

[Back to Home](#)