

# Anatomy Of The Constitution I Civics Worksheet Answer Key

## Anatomy of the Constitution

Name: Dreshon Leonard

**A. Vocabulary.** Match the term with the correct definitions from the lesson.




- |                        |                                                                             |
|------------------------|-----------------------------------------------------------------------------|
| <u>D</u> 1. ratify     | A) Introduce a new amendment                                                |
| <u>B</u> 2. execute    | B) Carry out a law                                                          |
| <u>E</u> 3. federalism | C) A representative form of government                                      |
| <u>C</u> 4. republican | D) Approve or pass an amendment                                             |
| <u>A</u> 5. propose    | E) System where the national government shares power with state governments |









**B. Multiple Choice.** Use what you have learned in this lesson to answer the following questions.

- |                                                                                                                                                                        |                                                                                                                                                                                                                                |
|------------------------------------------------------------------------------------------------------------------------------------------------------------------------|--------------------------------------------------------------------------------------------------------------------------------------------------------------------------------------------------------------------------------|
| <u>C</u> 6. How many senators are in the U.S. Senate?<br>a. 50<br>b. 435<br>c. 100<br>d. It depends on the population.                                                 | <u>C</u> 8. What was added to the Constitution that listed rights not already in the Constitution?<br>a. The 14th Amendment<br>b. The approval of all 13 states<br>c. The Bill of Rights<br>d. The Necessary and Proper Clause |
| <u>D</u> 7. What does the Constitution say is the 'supreme law of the land'?<br>a. The Bill of Rights<br>b. State laws<br>c. The amendments<br>d. U.S. or federal laws | <u>A</u> 9. What is the term for members of the House of Representatives?<br>a. 2 years<br>b. 4 years<br>c. 6 years<br>d. Life                                                                                                 |

**C. Separate Those Powers!** Match each branch to the powers it has.

- |                                                                                                                  |                                                                             |
|------------------------------------------------------------------------------------------------------------------|-----------------------------------------------------------------------------|
| A) <br>The Judicial Branch    | 10. We write the bills that become laws.<br><u>B</u>                        |
| B) <br>The Legislative Branch | 11. We make sure the laws are carried out and enforced.<br><u>C</u>         |
| C) <br>The Executive Branch   | 12. We hear cases about the laws and decide what the laws mean.<br><u>A</u> |

**D. Article Match-Up.** Match each Constitutional article with the subject that it covers.

- |                                                                                                          |                                                                    |
|----------------------------------------------------------------------------------------------------------|--------------------------------------------------------------------|
| A) <br>Articles 1-3   | <u>B</u> 13. Discusses how states should interact with each other. |
| B) <br>Article 4      | <u>D</u> 14. Says the Constitution is the Supreme Law of the Land  |
| C) <br>The Amendments | <u>A</u> 15. Creates the three branches of the U.S. government     |
| D) <br>Article 6      | <u>C</u> 16. Include additions to the Constitution                 |
| E) <br>Article 7      | <u>F</u> 17. Tells how to amend the Constitution                   |
| F) <br>Article 5      | <u>E</u> 18. Tells how to ratify the Constitution                  |

Anatomy of the Constitution iCivics Worksheet Answer Key is a valuable resource for educators and students alike, aiming to enhance understanding of the U.S. Constitution. The iCivics worksheets are designed to engage students with interactive, critical thinking exercises that dissect the Constitution's structure, principles, and significance. This article will delve into the various components of the iCivics worksheet, explore how it serves as an educational tool, and provide a comprehensive answer key for educators to utilize in their classrooms.

## Understanding the Constitution

The U.S. Constitution serves as the supreme law of the land, establishing the framework for the federal government and outlining the rights of citizens. To

comprehend its significance, students must familiarize themselves with its key components:

## **1. Preamble**

- Definition: The Preamble is the introductory statement of the Constitution.
- Purpose: It outlines the intentions of the framers and sets the stage for the articles that follow.
- Key Phrase: "We the People" emphasizes the idea of popular sovereignty.

## **2. Articles of the Constitution**

The Constitution is divided into seven articles, each addressing different aspects of government structure and function:

- Article I: Establishes the Legislative Branch, detailing the powers of Congress, which consists of the House of Representatives and the Senate.
- Article II: Defines the Executive Branch, outlining the powers and responsibilities of the President.
- Article III: Establishes the Judicial Branch, including the Supreme Court and lower courts.
- Article IV: Addresses the relationships between states and the federal government.
- Article V: Provides the process for amending the Constitution.
- Article VI: Establishes the Constitution as the supreme law of the land and discusses the oath of office.
- Article VII: Outlines the process for ratification of the Constitution.

## **3. Amendments**

- Definition: Amendments are changes or additions to the Constitution.
- Bill of Rights: The first ten amendments, ratified in 1791, guarantee individual liberties and rights.
- Total Amendments: As of October 2023, there are 27 amendments, reflecting the evolving nature of American society.

## **Utilizing the iCivics Worksheet**

The iCivics worksheet on the anatomy of the Constitution is designed to be both educational and interactive, encouraging students to engage with the material actively. Here are some key features and benefits of using this resource in the classroom:

### **1. Interactive Learning**

- Critical Thinking: Students are prompted to analyze the text and consider the implications of various constitutional provisions.
- Group Activities: The worksheet can be used in collaborative settings,

encouraging discussion and teamwork among students.

## **2. Comprehensive Coverage**

- **Key Concepts:** The worksheet covers essential elements of the Constitution, including the preamble, articles, and amendments.
- **Real-World Applications:** Students are challenged to connect constitutional principles to current events and societal issues.

## **3. Assessment Tool**

- **Formative Assessment:** Educators can use the worksheet to gauge student understanding of the Constitution.
- **Answer Key:** The inclusion of an answer key allows teachers to quickly evaluate student responses and provide feedback.

## **Answer Key for the iCivics Worksheet**

To assist educators in utilizing the iCivics worksheet effectively, the following answer key is provided for the Anatomy of the Constitution worksheet:

### **1. Preamble**

- What is the purpose of the Preamble?
- The Preamble outlines the goals and principles of the Constitution, emphasizing justice, tranquility, defense, welfare, and liberty.

### **2. Articles**

- List the seven articles of the Constitution.

1. Legislative Branch (Article I)
2. Executive Branch (Article II)
3. Judicial Branch (Article III)
4. Relations among States (Article IV)
5. Amendment Process (Article V)
6. Supremacy Clause (Article VI)
7. Ratification (Article VII)

### **3. Amendments**

- What is the Bill of Rights?
- The Bill of Rights consists of the first ten amendments to the Constitution, protecting individual liberties such as freedom of speech, religion, and the right to bear arms.

### **4. Key Principles**

- Name three key principles of the Constitution.
- Popular Sovereignty
- Separation of Powers
- Checks and Balances

### **5. Current Amendments**

- How many amendments are there currently?
- As of October 2023, there are 27 amendments to the Constitution.

## 6. Historical Context

- Why was the Constitution created?
- The Constitution was created to establish a stronger federal government, address the weaknesses of the Articles of Confederation, and protect individual rights.

## 7. Examples of Amendments

- Provide examples of amendments that showcase significant societal changes.
- The 13th Amendment abolished slavery.
- The 19th Amendment granted women the right to vote.

# Conclusion

In conclusion, the Anatomy of the Constitution iCivics Worksheet Answer Key is an essential educational resource that promotes a deeper understanding of the U.S. Constitution. By breaking down its components and encouraging active engagement, the worksheet helps students grasp the importance of constitutional principles. Educators can leverage the answer key to facilitate discussions, encourage critical thinking, and assess student comprehension. Ultimately, through the use of such resources, students can develop a profound appreciation for the Constitution and its role in shaping American democracy.

# Frequently Asked Questions

## What is the purpose of the 'Anatomy of the Constitution' iCivics worksheet?

The worksheet is designed to help students understand the structure and key components of the U.S. Constitution by breaking it down into its main articles and amendments.

## What are the main sections covered in the iCivics 'Anatomy of the Constitution' worksheet?

The worksheet typically covers the Preamble, the seven articles of the Constitution, and the Bill of Rights, along with additional amendments.

## How does the iCivics worksheet aid in teaching constitutional principles?

It provides interactive elements and questions that encourage critical thinking about the functions of government, the rights of citizens, and the balance of power.

## What type of activities can be found in the 'Anatomy of the Constitution' iCivics worksheet?

The worksheet includes matching exercises, fill-in-the-blank sections, and questions that require students to analyze and apply constitutional concepts.

## Can the iCivics worksheet be used for different grade levels?

Yes, the 'Anatomy of the Constitution' worksheet is adaptable and can be used for middle school and high school students, with varying levels of complexity.

## Where can educators find the answer key for the 'Anatomy of the Constitution' iCivics worksheet?

The answer key is typically available on the iCivics website, often within the teacher resources section, or provided directly with the worksheet.

## What skills do students develop by completing the 'Anatomy of the Constitution' worksheet?

Students develop critical thinking, comprehension, and analytical skills as they explore the Constitution's text and its implications for governance and society.

Find other PDF article:

<https://soc.up.edu.ph/58-view/Book?docid=jOK26-4464&title=the-celebrated-jumping-frog-of-calaveras-county.pdf>

## Anatomy Of The Constitution Icivics Worksheet Answer Key

1.68 - 52pojie.cn

Apr 24, 2022 · ...

2020 app - 52p...

Mar 24, 2020 · 2020 app v2020.0.73 ...

human ...

Apr 14, 2020 · human anatomy atlas ...

52pojie.cn

Jun 2, 2021 · [ ] [ ] [ ]

body Human Anatomy Atla...

Nov 10, 2018 · visible body Human Anatomy Atlas 3D ...

1.68 - 52pojie.cn

Apr 24, 2022 · https://pan ...

2020 app - 52pojie.cn

Mar 24, 2020 · 2020年最新app免费下载v2020.0.73 文件大小802M格式4.X语言 [hr]2020年最新app免费下载 ...

最新人体解剖学 **human anatomy atlas** - 免费下载 ...

Apr 14, 2020 · 最新人体解剖学 human anatomy atlas 免费下载

人体解剖学 - 免费下载 - 52pojie.cn

Jun 2, 2021 · [人体解剖学] 免费下载 [人体解剖学] 免费下载

最新人体解剖学 **body Human Anatomy Atlas** - 免费下载

Nov 10, 2018 · visible body Human Anatomy Atlas 3D人体解剖学app免费下载 ...

最新人体解剖学 **Organon Anatomy** 免费下载 - 免费下载

Jul 25, 2019 · 最新人体解剖学 3D人体解剖学 ...

[Complete Anatomy windows](#) - 免费下载 - 52pojie.cn

Apr 2, 2021 · Complete Anatomy windows [人体解剖学] ... 1 2 / 2 页

**Android** - 免费下载 - 52pojie.cn

Mar 21, 2016 · 最新人体解剖学 PC 免费下载 iPhone 免费下载

Unlock the secrets of the Constitution with our comprehensive iCivics worksheet answer key. Learn more about the anatomy of the Constitution today!

[Back to Home](#)