

Angles In A Triangle Worksheet Answers

Name : _____

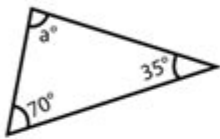
Score : _____ Date : _____



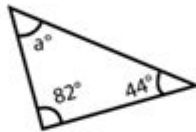
Measuring angles in Triangles Worksheet

Find the missing angles in the given triangles

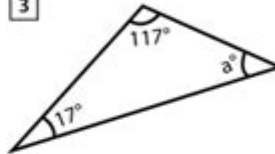
1



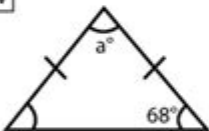
2



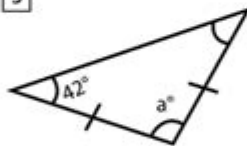
3



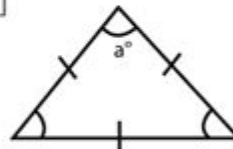
4



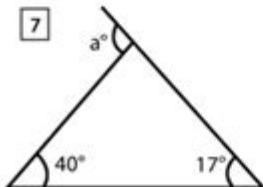
5



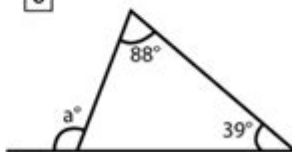
6



7



8



Angles in a Triangle Worksheet Answers are essential resources for students studying geometry, particularly in understanding the properties of triangles. Triangles are fundamental shapes in geometry, and their angles play a crucial role in various mathematical concepts and real-world applications. This article will explore the different types of angles in a triangle, the sum of angles, methods to calculate unknown angles, and provide practical examples and detailed explanations to help reinforce these concepts.

Understanding Triangle Angles

Triangles are polygonal shapes with three sides and three angles. The most significant property of triangles concerning angles is that the sum of the internal angles always equals 180 degrees. This property is foundational in geometry and is used extensively in various calculations and proofs.

Types of Angles in Triangles

There are three primary types of angles that can be found in triangles:

1. Acute Angle: An angle that measures less than 90 degrees.
2. Right Angle: An angle that measures exactly 90 degrees.
3. Obtuse Angle: An angle that measures more than 90 degrees but less than 180 degrees.

Each type of triangle can be classified based on its angles:

- Acute Triangle: All three angles are acute.
- Right Triangle: One angle is a right angle.
- Obtuse Triangle: One angle is obtuse.

The Sum of Angles in a Triangle

As previously mentioned, the sum of the angles in any triangle is always 180 degrees. This rule is crucial for solving problems related to angles in triangles. It can be expressed mathematically as:

$$A + B + C = 180^\circ$$

where A , B , and C represent the angles of the triangle.

Using the Sum of Angles to Find Unknown Angles

When working on worksheets or problems involving triangles, you often encounter scenarios where one or two angles are known, and you need to find the missing angle. Here's how to approach these problems:

1. Identify Known Angles: List out the angles that are provided in the problem.
2. Set Up the Equation: Use the equation $A + B + C = 180^\circ$.
3. Substitute Known Values: Plug in the known angles into the equation.

4. Solve for the Unknown: Rearrange the equation to isolate the unknown angle.

Example Problems and Solutions

To further clarify the process of finding angles in a triangle, let's go through a few example problems.

Example 1

Problem: In triangle ABC, angle A is 50 degrees, and angle B is 60 degrees. What is angle C?

Solution:

1. Identify known angles: $(A = 50^\circ)$, $(B = 60^\circ)$.

2. Set up the equation:

$$A + B + C = 180^\circ$$

3. Substitute known values:

$$50^\circ + 60^\circ + C = 180^\circ$$

4. Simplify and solve for (C) :

$$110^\circ + C = 180^\circ$$

$$C = 180^\circ - 110^\circ = 70^\circ$$

So, angle C is 70 degrees.

Example 2

Problem: In triangle DEF, angle D is 45 degrees, and angle E is unknown. Angle F is 90 degrees. Find angle E.

Solution:

1. Identify known angles: $(D = 45^\circ)$, $(F = 90^\circ)$.

2. Set up the equation:

$$D + E + F = 180^\circ$$

3. Substitute known values:

$$45^\circ + E + 90^\circ = 180^\circ$$

4. Simplify and solve for (E) :

$$135^\circ + E = 180^\circ$$

$$E = 180^\circ - 135^\circ = 45^\circ$$

Thus, angle E is 45 degrees.

Properties of Special Triangles

In addition to understanding the angles in a triangle, it's important to recognize special types of triangles and their properties, which can be beneficial in solving problems more efficiently.

Equilateral Triangle

An equilateral triangle has three equal angles, each measuring 60 degrees. Here's a quick summary of its properties:

- All sides are equal.
- All angles are equal to 60 degrees.
- The triangle is both acute and equiangular.

Isosceles Triangle

An isosceles triangle has at least two equal angles. If the two equal angles are (x) , then the third angle can be calculated as follows:

$$2x + C = 180^\circ$$

Where (C) is the unique angle. An isosceles triangle has the following properties:

- Two sides are equal.
- The angles opposite the equal sides are equal.

Scalene Triangle

A scalene triangle has all sides and angles unequal. Here are its properties:

- No sides are of equal length.
- No angles are equal, meaning they can be acute, right, or obtuse.

Applications of Triangle Angle Concepts

Understanding angles in triangles has practical applications in various fields, including:

- Architecture and Engineering: Designing structures requires knowledge of angles to ensure stability and safety.
- Computer Graphics: Triangles form the basis of rendering shapes in 3D modeling.
- Navigation: Angles in triangles help in triangulation methods used in GPS technology.

Conclusion

The study of angles in triangles is a vital component of geometry that lays the groundwork for advanced mathematical concepts. By understanding the properties of different types of triangles and the relationships between their angles, students can solve a variety of problems effectively. Worksheets focused on angles in triangles, complete with answers, provide valuable practice and reinforcement of these concepts. Mastering these skills not only enhances mathematical understanding but also prepares students for real-world applications where geometry plays a crucial role.

Frequently Asked Questions

What are the different types of angles found in a triangle?

The different types of angles found in a triangle are acute angles (less than 90 degrees), right angles (exactly 90 degrees), and obtuse angles (greater than 90 degrees).

How do you calculate the missing angle in a

triangle?

To calculate the missing angle in a triangle, subtract the sum of the known angles from 180 degrees: $\text{Missing Angle} = 180 - (\text{Angle 1} + \text{Angle 2})$.

What is the sum of the interior angles of a triangle?

The sum of the interior angles of a triangle is always 180 degrees.

What is an exterior angle of a triangle?

An exterior angle of a triangle is formed by one side of the triangle and the extension of an adjacent side. The measure of an exterior angle equals the sum of the two opposite interior angles.

How can you determine if a triangle is classified as acute, right, or obtuse based on its angles?

A triangle is classified as acute if all angles are less than 90 degrees, as right if one angle is exactly 90 degrees, and as obtuse if one angle is greater than 90 degrees.

What is the relationship between the angles and sides in a triangle?

In a triangle, the largest angle is opposite the longest side, and the smallest angle is opposite the shortest side.

Are the angles in an isosceles triangle equal?

Yes, in an isosceles triangle, the angles opposite the equal sides are also equal.

Where can I find worksheets for practicing triangle angle problems?

You can find worksheets for practicing triangle angle problems on educational websites, math resource platforms, or by searching for 'triangle angles worksheets' online.

Find other PDF article:

<https://soc.up.edu.ph/01-text/files?dataid=iMc49-3295&title=14th-amendment-political-cartoon.pdf>

The Archangel Michael—Who Is He? - JW.ORG

