

# Answer Key For Geometry

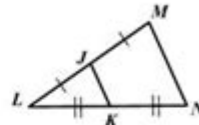
Worksheet 5.01

Name: \_\_\_\_\_

**NOTE:** Diagrams are not drawn to scale. Show all work to receive credit.

In problems 1 - 7 use the diagram below. Find each measure requested.

1. If  $JK = 13.7$ , find  $MN$
2. If  $MN = 22.8$ , find  $JK$
3. If  $JK = 2x + 4$  and  $MN = 36$ , find  $x$
4. If  $JK = [3(x + 2) + 6]$  and  $MN = 8(x + 1)$ , find  $JK$
5. If  $LJ = 3.7$ , find  $LM$
6. If  $LN = 15$ , find  $LK$
7. If  $LJ = 5x + 8$ ,  $JM = 9x$ , and  $KN = 7x + 6$ 
  - a. Find  $x$
  - b. Find  $LJ$
  - c. Find  $LN$



Use this figure for 1 - 7

In problems 8 - 9 use  $\triangle ABC$ , where  $D$ ,  $E$ , and  $F$  are the midpoints of the sides.

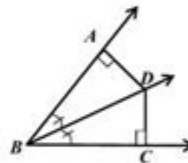
8. If  $DF = 2x + 10$  and  $AB = 5x + 8$ , find  $AE$
9. If  $AD = 3x$ ,  $DE = 2x + 1$ ,  $CB = 5x - 3$ , find  $AD$



Use this figure for 8 - 9

In problems 10 - 13 use the diagram below. Find each measure requested.

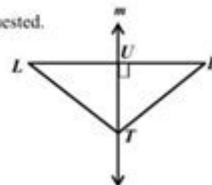
10. If  $DC = 18.4$ , find  $AD$ .
11. If  $AD = 5x$  and  $CD = 2x + 93$ , find  $CD$
12. If  $AD = 17$  and  $CD = 17$  and  $m\angle ABC = 46^\circ$ , find  $m\angle ABD$
13. If  $AD = 4$  and  $CD = 4$  and  $m\angle CBD = 28^\circ$ , find  $m\angle ABC$



Use this figure for 10 - 13

In problems 14 - 16 use the diagram shown to find each measurement requested.

14. Given that  $LT = 27.4$ ,  $UD = 23.8$  and  $DT = 27.4$ , find  $LD$ .
15. Given that  $m$  is the perpendicular bisector of  $\overline{LD}$ , and  $TD = 13.1$ , find  $LT$
16. Given that  $m$  is the perpendicular bisector of  $\overline{LD}$ , and  $TD = 3(x + 8)$  and  $LT = 5x$ , find  $LT$



Use this figure for 14 - 16

**Answer key for geometry** is a crucial component for students, educators, and anyone looking to master the subject. Geometry, the branch of mathematics concerned with the properties and relations of points, lines, surfaces, and solids, often involves complex concepts that require practice to understand thoroughly. An answer key serves as a valuable resource, providing solutions to problems and exercises found in textbooks, worksheets, and online resources. This article will explore the importance of answer keys in geometry, common topics covered, how to effectively use them, and some tips for mastering geometry.

## Importance of Answer Keys in Geometry

Answer keys play a vital role in the learning process for several reasons:

## 1. Self-Assessment

Students can check their answers against the provided solutions. This immediate feedback helps identify areas of strength and weakness, allowing learners to focus on specific topics that need improvement.

## 2. Learning Reinforcement

By comparing their work with the correct solutions, students reinforce their understanding of geometric concepts. This practice helps solidify their knowledge and boosts confidence.

## 3. Time Efficiency

Answer keys save time for both students and educators. Instead of spending hours correcting work, teachers can use answer keys to quickly assess student understanding and provide targeted assistance where needed.

## 4. A Resource for Teaching

Educators can use answer keys as a teaching tool, employing them during class discussions to explain various problem-solving strategies and methodologies.

## Common Topics in Geometry

Geometry covers a wide array of topics, each with its own set of problems and solutions. Some of the most common topics include:

### 1. Basic Geometric Shapes

- Points
- Lines
- Angles
- Triangles
- Quadrilaterals
- Circles

Understanding these basic shapes is fundamental, as they serve as building blocks for more complex geometric concepts.

### 2. Area and Perimeter

- Calculating the area and perimeter of different shapes:
- Rectangle: Area = length  $\times$  width; Perimeter =  $2(\text{length} + \text{width})$
- Triangle: Area =  $\frac{1}{2} \times \text{base} \times \text{height}$ ; Perimeter = sum of all sides
- Circle: Area =  $\pi r^2$ ; Circumference =  $2\pi r$

### 3. Volume and Surface Area

- Common solids and their formulas:
- Cube: Volume =  $\text{side}^3$ ; Surface Area =  $6(\text{side}^2)$
- Cylinder: Volume =  $\pi r^2 h$ ; Surface Area =  $2\pi r(h + r)$
- Sphere: Volume =  $\frac{4}{3}\pi r^3$ ; Surface Area =  $4\pi r^2$

### 4. Angles and Their Relationships

- Types of angles: acute, right, obtuse, straight
- Angle relationships: complementary, supplementary, vertical angles

### 5. Transformations

- Types of transformations:
- Translation
- Rotation
- Reflection
- Dilation

Understanding transformations is crucial for solving problems related to symmetry and congruence.

## How to Effectively Use Answer Keys

Using answer keys effectively can enhance the learning experience. Here are some strategies to maximize their benefits:

### 1. Work Independently Before Checking

Attempt to solve problems on your own before consulting the answer key. This practice encourages critical thinking and problem-solving skills.

### 2. Analyze Mistakes

When checking your answers, take the time to analyze any mistakes. Understand why an answer is incorrect and how to arrive at the correct solution.

### 3. Use Answer Keys as a Study Tool

In preparation for tests or exams, use answer keys to create practice quizzes. This method helps reinforce concepts and improve recall.

## **4. Collaborate with Peers**

Discussing problems and solutions with classmates can provide new perspectives and insights. Compare answers and reasoning to enhance understanding.

## **5. Seek Help When Necessary**

If you consistently struggle with certain problems, consider reaching out to a teacher or tutor for assistance. They can provide additional resources or alternative explanations.

# **Tips for Mastering Geometry**

Mastering geometry requires practice, patience, and effective study strategies. Here are some tips to help you excel in this subject:

## **1. Visual Learning**

Geometry is often a visual subject. Use diagrams, drawings, and models to better understand geometric concepts. Tools like graph paper or geometry software can be incredibly helpful.

## **2. Practice Regularly**

Consistent practice is key to mastering geometry. Work through various problems daily to reinforce learning and improve problem-solving skills.

## **3. Understand the Theorems**

Familiarize yourself with fundamental theorems and postulates, such as the Pythagorean theorem, properties of parallel lines, and triangle congruence criteria. Understanding these principles is essential for solving more complex problems.

## **4. Relate Geometry to Real Life**

Try to connect geometric concepts to real-life applications. For example, consider how geometry is used in architecture, engineering, art, and nature. This connection can enhance your interest and understanding of the subject.

## **5. Use Multiple Resources**

Don't rely solely on one textbook or resource. Explore different materials, such as online tutorials, videos, and interactive apps. The variety can provide different explanations that may resonate better with your learning style.

# Conclusion

In conclusion, an answer key for geometry is an invaluable tool that can significantly enhance learning and comprehension of geometric concepts. By providing immediate feedback, facilitating self-assessment, and saving time for educators and students alike, answer keys enable individuals to progress in their understanding of geometry. By mastering common topics, utilizing answer keys effectively, and employing strategic study habits, anyone can become proficient in geometry. With dedication and the right resources, the complexities of this fascinating subject can be tackled successfully.

## Frequently Asked Questions

### **What is an answer key for geometry homework?**

An answer key for geometry homework is a guide that provides the correct answers to the problems and exercises given in a geometry assignment, allowing students to check their work.

### **Where can I find answer keys for geometry textbooks?**

Answer keys for geometry textbooks can usually be found in the back of the textbook, on the publisher's website, or through educational resources like online forums and tutoring websites.

### **Are answer keys for geometry available for free online?**

Yes, many educational websites, online forums, and platforms like Khan Academy provide free access to answer keys and solutions for geometry problems.

### **How can I use an answer key effectively for studying geometry?**

To use an answer key effectively, compare your answers to those in the key, understand any mistakes you made, and review the corresponding concepts to reinforce your knowledge.

### **Can using an answer key hinder my learning in geometry?**

Yes, over-reliance on an answer key can hinder learning; it's important to attempt problems independently first and use the key as a tool for verification and understanding.

### **What should I do if I find discrepancies in an answer key for geometry?**

If you find discrepancies, check the problem again, consult your teacher or classmates for clarification, and consider looking for additional resources or explanations to resolve any

confusion.

Find other PDF article:

<https://soc.up.edu.ph/22-check/files?docid=QGr40-0755&title=first-time-in-a-relationship-advice.pdf>

## Answer Key For Geometry

## Answers - The Most Trusted Place for Answering Life's Questions

Answers is the place to go to get the answers you need and to ask the questions you want

[illegible]

2011 1 ...

□□ - □□

[illegible]

□□ - □□□□□□□□

2011 年 1 月 ...

**FAQ** | **Q&A** |  |

FAQ Q&A FAQ FAQ FAQ Q&A question and answer FAQ FAQ FAQ FAQ Q&A ...

## All Topics - Answers

Answers is the place to go to get the answers you need and to ask the questions you want

□□ - □□

120cm [ ]

 $\square\square\square\square - \square\square\square\square\square\square\square\square\square\square$ 

AI

□□□□□□□□□□□□□□□□ - □□

Win10 Win11

Steam CAPTCHA ...

APTCHA 1 ...

## Answers - The Most Trusted Place for Answering Life's Questions

[illegible][illegible][illegible]

**FAQ** **Q&A** **question and answer**

Answers is the place to go to get the answers you need and to ask the questions you want

    -    

.....120cm [ ] .....

... ..

**Figure 1 - AI**

[illegible]

Steam CAPTCHA ...  
APTCHA ...  
1 ...

Unlock your geometry success with our comprehensive answer key for geometry! Get detailed solutions and tips. Learn more and elevate your understanding today!

[Back to Home](#)