

# Angle Relationships Worksheet With Answers

Name \_\_\_\_\_ Class \_\_\_\_\_ Date \_\_\_\_\_

1-5

## Practice

Form K

### Exploring Angle Pairs

Use the diagram at the right. Is each statement true? Explain.

1.  $\angle 5$  and  $\angle 4$  are supplementary angles.

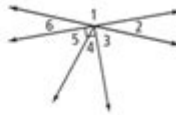
No; they are complementary.

2.  $\angle 6$  and  $\angle 5$  are adjacent angles.

Yes; they have a common side and vertex.

3.  $\angle 1$  and  $\angle 2$  are a linear pair.

Yes; they are adjacent angles whose noncommon sides are opposite rays.



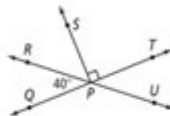
Name an angle or angles in the diagram described by each of the following.

4. a pair of vertical angles

$\angle RPQ$  and  $\angle TPU$

5. supplementary to  $\angle RPS$   $\angle SPU$

To start, remember that supplementary angles are two angles whose measures have a sum of  $180^\circ$ .



6. a pair of complementary angles  $\angle QPR$  and  $\angle RPS$  or  $\angle RPS$  and  $\angle UPT$

To start, remember that complementary angles are two angles whose measures have a sum of  $90^\circ$ .

7. adjacent to  $\angle TPU$   $\angle SPT$ ,  $\angle RPT$ ,  $\angle QPU$ ,  $\angle RPU$ , and  $\angle QPT$

For Exercises 8–11, can you make each conclusion from the information in the diagram? Explain.

8.  $\angle CEG \cong \angle FED$

Yes; the arcs indicate they are equal.

9.  $\overline{DE} \cong \overline{EF}$

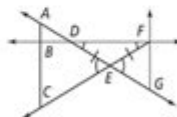
Yes; they are marked as  $\cong$ .

10.  $\angle BCE \cong \angle BAD$

no; not enough information

11.  $\angle ADB$  and  $\angle FDE$  are vertical angles.

Yes; their sides are opposite rays.



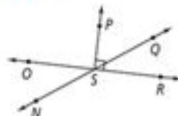
Use the diagram at the right for Exercises 12 and 13.

12. Name two pairs of angles that form a linear pair.

Answers may vary. Sample:  $\angle NSO$  and  $\angle QSO$ ;  $\angle NSP$  and  $\angle QSP$ ;  $\angle OSP$  and  $\angle RSP$ ;  $\angle OSQ$  and  $\angle RSQ$

13. Name two pairs of angles that are complementary.

$\angle PSQ$  and  $\angle QSR$ ,  $\angle PSQ$  and  $\angle NSO$



Prentice Hall Foundations Geometry • Teaching Resources  
Copyright © by Pearson Education, Inc., or its affiliates. All Rights Reserved.

ANGLE RELATIONSHIPS WORKSHEET WITH ANSWERS IS AN ESSENTIAL RESOURCE FOR STUDENTS AND EDUCATORS ALIKE, PROVIDING A PRACTICAL TOOL TO EXPLORE THE FASCINATING WORLD OF ANGLES IN GEOMETRY. UNDERSTANDING ANGLE RELATIONSHIPS IS FUNDAMENTAL TO MASTERING GEOMETRIC PRINCIPLES, AS ANGLES PLAY A CRITICAL ROLE IN VARIOUS MATHEMATICAL CONCEPTS AND REAL-WORLD APPLICATIONS. THIS ARTICLE WILL DELVE INTO THE TYPES OF ANGLE RELATIONSHIPS, THEIR PROPERTIES, AND HOW TO CREATE AN EFFECTIVE WORKSHEET THAT NOT ONLY CHALLENGES STUDENTS BUT ALSO REINFORCES THEIR LEARNING THROUGH ANSWERS AND EXPLANATIONS.

## UNDERSTANDING ANGLE RELATIONSHIPS

TO EFFECTIVELY CREATE AN ANGLE RELATIONSHIPS WORKSHEET, IT'S CRUCIAL FIRST TO UNDERSTAND THE DIFFERENT TYPES OF ANGLE RELATIONSHIPS THAT EXIST. HERE ARE THE PRIMARY CATEGORIES:

## 1. COMPLEMENTARY ANGLES

COMPLEMENTARY ANGLES ARE TWO ANGLES WHOSE MEASURES ADD UP TO 90 DEGREES. FOR EXAMPLE, IF ONE ANGLE MEASURES 30 DEGREES, THE OTHER MUST BE 60 DEGREES TO ACHIEVE THE TOTAL OF 90 DEGREES.

- KEY POINTS:
- SUM OF MEASURES =  $90^\circ$
- CAN BE ADJACENT OR NON-ADJACENT

## 2. SUPPLEMENTARY ANGLES

SUPPLEMENTARY ANGLES CONSIST OF TWO ANGLES WHOSE MEASURES ADD UP TO 180 DEGREES. FOR INSTANCE, IF ONE ANGLE IS 110 DEGREES, THE OTHER MUST BE 70 DEGREES.

- KEY POINTS:
- SUM OF MEASURES =  $180^\circ$
- OFTEN FORM A STRAIGHT LINE WHEN ADJACENT

## 3. VERTICAL ANGLES

VERTICAL ANGLES ARE THE ANGLES OPPOSITE EACH OTHER WHEN TWO LINES INTERSECT. THESE ANGLES ARE ALWAYS EQUAL IN MEASURE.

- KEY POINTS:
- ALWAYS CONGRUENT (EQUAL)
- FORMED BY INTERSECTING LINES

## 4. ADJACENT ANGLES

ADJACENT ANGLES ARE ANGLES THAT SHARE A COMMON VERTEX AND A COMMON SIDE BUT DO NOT OVERLAP. THEY CAN BE EITHER COMPLEMENTARY OR SUPPLEMENTARY.

- KEY POINTS:
- SHARE A VERTEX AND SIDE
- CAN BE SUPPLEMENTARY OR COMPLEMENTARY DEPENDING ON THEIR MEASURES

## 5. LINEAR PAIR

A LINEAR PAIR IS A SPECIFIC CASE OF ADJACENT ANGLES WHERE THE ANGLES ARE SUPPLEMENTARY. THIS MEANS THAT THE TWO ANGLES FORM A STRAIGHT LINE TOGETHER.

- KEY POINTS:
- MUST BE ADJACENT
- ALWAYS SUPPLEMENTARY (SUM =  $180^\circ$ )

## CREATING THE ANGLE RELATIONSHIPS WORKSHEET

WHEN CREATING AN ANGLE RELATIONSHIPS WORKSHEET, IT'S IMPORTANT TO INCORPORATE A VARIETY OF PROBLEMS THAT

CATER TO DIFFERENT LEARNING STYLES. HERE ARE SEVERAL TYPES OF QUESTIONS YOU CAN INCLUDE:

## 1. MULTIPLE CHOICE QUESTIONS

THESE QUESTIONS CAN TEST STUDENTS' KNOWLEDGE OF ANGLE DEFINITIONS AND RELATIONSHIPS.

EXAMPLE QUESTIONS:

1. WHAT IS THE MEASURE OF THE COMPLEMENTARY ANGLE OF  $45^\circ$ ?
  - A)  $35^\circ$
  - B)  $45^\circ$
  - C)  $55^\circ$
  - D)  $90^\circ$
2. IF TWO ANGLES ARE SUPPLEMENTARY AND ONE MEASURES  $120^\circ$ , WHAT IS THE MEASURE OF THE OTHER ANGLE?
  - A)  $30^\circ$
  - B)  $60^\circ$
  - C)  $90^\circ$
  - D)  $180^\circ$

## 2. TRUE OR FALSE QUESTIONS

THESE QUESTIONS CAN HELP ASSESS STUDENTS' UNDERSTANDING OF ANGLE PROPERTIES.

EXAMPLE STATEMENTS:

1. VERTICAL ANGLES ARE ALWAYS EQUAL. (TRUE/FALSE)
2. A LINEAR PAIR CONSISTS OF TWO ANGLES THAT ARE ALWAYS COMPLEMENTARY. (TRUE/FALSE)

## 3. FILL IN THE BLANKS

THIS TYPE OF QUESTION ENCOURAGES STUDENTS TO RECALL SPECIFIC ANGLE RELATIONSHIPS.

EXAMPLE SENTENCES:

1. TWO ANGLES THAT ADD UP TO  $180^\circ$  ARE CALLED \_\_\_\_\_ ANGLES.
2. THE ANGLES THAT ARE OPPOSITE EACH OTHER WHEN TWO LINES INTERSECT ARE CALLED \_\_\_\_\_ ANGLES.

## 4. DIAGRAM-BASED QUESTIONS

PROVIDING DIAGRAMS WITH ANGLES LABELED CAN HELP STUDENTS APPLY THEIR KNOWLEDGE VISUALLY.

EXAMPLE TASK:

GIVEN A DIAGRAM SHOWING TWO INTERSECTING LINES, LABEL THE VERTICAL ANGLES AND IDENTIFY THEIR MEASURES IF ONE ANGLE IS GIVEN.

# ANSWERS TO THE WORKSHEET

PROVIDING ANSWERS TO THE WORKSHEET IS CRUCIAL FOR SELF-ASSESSMENT. HERE ARE THE ANSWERS TO THE EXAMPLE QUESTIONS LISTED ABOVE.

## MULTIPLE CHOICE ANSWERS

1. WHAT IS THE MEASURE OF THE COMPLEMENTARY ANGLE OF  $45^\circ$ ?  
- ANSWER: C)  $45^\circ$
2. IF TWO ANGLES ARE SUPPLEMENTARY AND ONE MEASURES  $120^\circ$ , WHAT IS THE MEASURE OF THE OTHER ANGLE?  
- ANSWER: A)  $60^\circ$

## TRUE OR FALSE ANSWERS

1. VERTICAL ANGLES ARE ALWAYS EQUAL.  
- ANSWER: TRUE
2. A LINEAR PAIR CONSISTS OF TWO ANGLES THAT ARE ALWAYS COMPLEMENTARY.  
- ANSWER: FALSE

## FILL IN THE BLANKS ANSWERS

1. TWO ANGLES THAT ADD UP TO  $180^\circ$  ARE CALLED SUPPLEMENTARY ANGLES.
2. THE ANGLES THAT ARE OPPOSITE EACH OTHER WHEN TWO LINES INTERSECT ARE CALLED VERTICAL ANGLES.

## DIAGRAM-BASED ANSWERS

FOR THE DIAGRAM-BASED QUESTIONS, THE ANSWERS WILL DEPEND ON THE SPECIFIC ANGLES LABELED IN THE DIAGRAM PROVIDED. ENSURE THAT STUDENTS CAN IDENTIFY THE VERTICAL ANGLES CORRECTLY AND UNDERSTAND THEIR MEASURES BASED ON THE INFORMATION GIVEN.

## TIPS FOR USING THE ANGLE RELATIONSHIPS WORKSHEET

TO MAXIMIZE LEARNING FROM THE WORKSHEET, CONSIDER THE FOLLOWING TIPS:

- ENCOURAGE COLLABORATIVE LEARNING: HAVE STUDENTS WORK IN PAIRS OR SMALL GROUPS TO DISCUSS THEIR ANSWERS. THIS CAN LEAD TO DEEPER UNDERSTANDING THROUGH PEER EXPLANATION.
- USE REAL-WORLD EXAMPLES: INCORPORATE REAL-WORLD SCENARIOS WHERE ANGLE RELATIONSHIPS OCCUR, SUCH AS ARCHITECTURE OR ENGINEERING, TO MAKE THE LEARNING RELEVANT.
- REVIEW THE ANSWERS TOGETHER: AFTER STUDENTS COMPLETE THE WORKSHEET, REVIEW THE ANSWERS AS A CLASS. DISCUSS ANY COMMON MISTAKES AND CLARIFY MISUNDERSTANDINGS.
- INCORPORATE TECHNOLOGY: UTILIZE ONLINE GEOMETRY TOOLS OR APPS TO VISUALIZE ANGLES AND THEIR RELATIONSHIPS. THIS CAN ENHANCE THE LEARNING EXPERIENCE BEYOND TRADITIONAL PAPER-BASED METHODS.

## CONCLUSION

AN ANGLE RELATIONSHIPS WORKSHEET WITH ANSWERS IS A VITAL EDUCATIONAL TOOL THAT AIDS IN REINFORCING STUDENTS' UNDERSTANDING OF GEOMETRIC PRINCIPLES REGARDING ANGLES. BY COVERING VARIOUS TYPES OF ANGLE RELATIONSHIPS, INCLUDING COMPLEMENTARY, SUPPLEMENTARY, VERTICAL, ADJACENT ANGLES, AND LINEAR PAIRS, EDUCATORS CAN CREATE A COMPREHENSIVE LEARNING EXPERIENCE. UTILIZING DIVERSE QUESTION FORMATS AND PROVIDING THOROUGH ANSWERS ALLOWS STUDENTS TO ASSESS THEIR UNDERSTANDING EFFECTIVELY. WITH THOUGHTFUL IMPLEMENTATION AND ENGAGEMENT STRATEGIES, THIS WORKSHEET CAN SIGNIFICANTLY ENHANCE STUDENTS' GEOMETRY SKILLS, PAVING THE WAY FOR ADVANCED MATHEMATICAL CONCEPTS IN THEIR ACADEMIC JOURNEY.

## FREQUENTLY ASKED QUESTIONS

### WHAT ARE ANGLE RELATIONSHIPS, AND WHY ARE THEY IMPORTANT IN GEOMETRY?

ANGLE RELATIONSHIPS REFER TO THE CONNECTIONS BETWEEN DIFFERENT ANGLES FORMED BY INTERSECTING LINES, PARALLEL LINES, AND TRANSVERSAL LINES. THEY ARE IMPORTANT IN GEOMETRY BECAUSE THEY HELP US UNDERSTAND PROPERTIES OF SHAPES, SOLVE PROBLEMS INVOLVING ANGLES, AND APPLY THESE CONCEPTS IN REAL-WORLD SITUATIONS.

### WHAT TYPES OF ANGLE RELATIONSHIPS MIGHT BE INCLUDED IN AN ANGLE RELATIONSHIPS WORKSHEET?

AN ANGLE RELATIONSHIPS WORKSHEET MIGHT INCLUDE COMPLEMENTARY ANGLES, SUPPLEMENTARY ANGLES, VERTICAL ANGLES, AND CORRESPONDING ANGLES. IT MAY ALSO COVER THE ANGLES FORMED BY PARALLEL LINES CUT BY A TRANSVERSAL.

### HOW CAN I USE AN ANGLE RELATIONSHIPS WORKSHEET TO IMPROVE MY UNDERSTANDING OF GEOMETRY?

YOU CAN USE AN ANGLE RELATIONSHIPS WORKSHEET TO PRACTICE IDENTIFYING AND CALCULATING DIFFERENT ANGLE RELATIONSHIPS, REINFORCING YOUR UNDERSTANDING THROUGH EXERCISES AND EXAMPLES. COMPLETING THE WORKSHEET CAN ENHANCE YOUR PROBLEM-SOLVING SKILLS AND PREPARE YOU FOR MORE COMPLEX GEOMETRY CONCEPTS.

### ARE THERE SPECIFIC FORMULAS I SHOULD KNOW FOR SOLVING ANGLE RELATIONSHIPS PROBLEMS ON A WORKSHEET?

YES, SOME KEY FORMULAS INCLUDE: COMPLEMENTARY ANGLES SUM TO 90 DEGREES, SUPPLEMENTARY ANGLES SUM TO 180 DEGREES, AND VERTICAL ANGLES ARE EQUAL. FAMILIARIZING YOURSELF WITH THESE RELATIONSHIPS WILL HELP YOU SOLVE PROBLEMS MORE EFFECTIVELY.

### WHERE CAN I FIND ANGLE RELATIONSHIPS WORKSHEETS WITH ANSWERS FOR PRACTICE?

YOU CAN FIND ANGLE RELATIONSHIPS WORKSHEETS WITH ANSWERS ON EDUCATIONAL WEBSITES, MATH RESOURCE PLATFORMS, OR BY SEARCHING FOR PRINTABLE WORKSHEETS. MANY TEACHERS ALSO PROVIDE WORKSHEETS AS PART OF THEIR CURRICULUM.

### WHAT SHOULD I DO IF I FIND ANGLE RELATIONSHIPS PROBLEMS DIFFICULT ON THE WORKSHEET?

IF YOU FIND ANGLE RELATIONSHIPS PROBLEMS DIFFICULT, TRY REVIEWING THE FUNDAMENTAL CONCEPTS OF ANGLES, USING DIAGRAMS TO VISUALIZE THE RELATIONSHIPS, AND SEEKING HELP FROM TEACHERS OR ONLINE RESOURCES. PRACTICE WITH SIMPLER PROBLEMS BEFORE TACKLING MORE COMPLEX ONES.

Find other PDF article:

<https://soc.up.edu.ph/60-flick/files?docid=rsn67-7237&title=the-little-seagull-handbook-third-edition.pdf>

## **Angle Relationships Worksheet With Answers**

Learn, earn, and have fun with three new experiences on Bing

Jun 30, 2016 · Complete the three-question quiz, and you'll get a score you can share on your fave social ...

Welcome to Microsoft Rewards

Searching PC search Earn points for each search you make through Bing on your PC Mobile search Earn points ...

### **Search - Bing**

Test your knowledge and have fun solving the Bing daily image puzzle by completing the picture.

*Search - Microsoft Bing*

Search with Microsoft Bing and use the power of AI to find information, explore webpages, images, videos, maps, ...

### **Bing**

Bing unterstützt Sie dabei, Informationen in Aktionen umzusetzen, sodass der Übergang vom Suchen ...

### **Outlook - m.hotmail.com**

Access your Outlook email account or create a new one easily.

### **Outlook.com Outbound IP Space**

Outlook.com Outbound IP Space Outlook.com sends e-mail from the following IP addresses: 40.92.0.0/14

*Policies, Practices, and Guidelines - postmaster.hotmail.com*

To report unlawful, abusive, unwanted or malicious email that you find originating from an Outlook.com, Hotmail, Live, or MSN account, please forward a complete copy of the abusive ...

Services for Senders and ISPs - postmaster.hotmail.com

Services for Senders and ISPs Jump to Sender Solutions Jump to ISP Solutions Sender Solutions Email abuse, junk email, and fraudulent emails (phishing) continue to burden the entire email ...

*Outlook.com Postmaster*

This site provides information to information technology professionals who administer systems that send email to and receive email from Outlook.com. It also provides some information ...

*SNDS - FAQ - postmaster.hotmail.com*

That is, the command "RCPT TO:" requests Outlook.com's servers to respond with whether it will accept mail for example@hotmail.com, information which is ...

### **Fighting Junk Email - [postmaster.hotmail.com](#)**

Fighting Junk Email Microsoft's email safety roadmap involves an unmatched cross-product approach. SmartScreen® anti-spam and anti-phishing filtering technology is being applied ...

### **Troubleshooting - [postmaster.hotmail.com](#)**

Currently, the addresses for these servers are mx1.hotmail.com, mx2.hotmail.com, mx3.hotmail.com and mx4.hotmail.com. If that doesn't work, try connecting directly to the IPs.

### **Smart Network Data Services - [postmaster.hotmail.com](#)**

Help! I have a problem sending mail to Outlook.com Building & maintaining good reputation is a long-term proposition. The data on this site can help you do that, but if you have an urgent ...

Master angle relationships with our comprehensive worksheet featuring answers! Boost your understanding and skills. Learn more and excel in geometry today!

[Back to Home](#)