

Amoeba Sisters Dna Vs Rna Worksheet Answer Key



Amoeba Sisters | Video Recap

NAME: _____

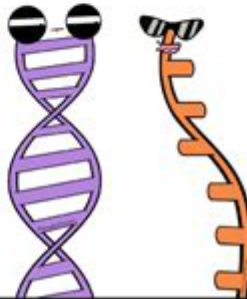
Amoeba Sisters Video Recap: DNA vs. RNA & Protein Synthesis UPDATED

Whose Show Is This?




DNA shouldn't get all the credit! For this portion, check out the [Amoeba Sisters DNA vs. RNA](#) video.

Then, write "D" if for DNA, "R" if for RNA, or "BOTH" if it pertains to both DNA and RNA.

1. both I am a nucleic acid.
2. R I am usually single-stranded.
3. D I am generally found both inside and outside of the nucleus [in eukaryotic cells].
4. D I am arranged as a double helix, and my shape is often described as a "twisted ladder."
5. Both I include bases guanine, cytosine, and adenine.
6. Both Each of my nucleotides includes a phosphate, sugar, and base.
7. R I include the base uracil.
8. D I include the base thymine.
9. D I generally remain in the nucleus [in eukaryotic cells].
10. D I have the sugar deoxyribose.
11. Both I am made up of nucleotides.
12. Both I have the sugar ribose.



For the following discussed RNA types, complete the missing information in the boxes below.
Some boxes have been filled in for you.

| | | |
|---|---|---|
| Type: <u>mRNA</u> | 13. Type: <u>rRNA</u> | 14. Type: <u>tRNA</u> |
| Stands for: | Stands for: | Stands for: |
| 15. <u>Messenger RNA</u> | 16. <u>Ribosomal RNA</u> | <u>Transfer RNA</u> |
| Sketch to Help You Remember: | Sketch to Help You Remember: | Sketch to Help you Remember: |
| 17.  | 18.  | 18.  |
| General Function: | General Function: | General Function: |
| 19. <u>To carry a message based off the DNA</u> | 20. <u>To make ribosomes</u> | <u>Transfers amino acids [to area of protein synthesis].</u> |



Amoeba Sisters LLC
© All rights reserved.

Amoeba Sisters DNA vs RNA Worksheet Answer Key is a valuable resource for educators and students alike, especially for those delving into the fascinating world of molecular biology. Understanding the differences between DNA and RNA is fundamental to grasping the principles of genetics and cellular processes. In this article, we will explore the key aspects of DNA and RNA, their functions, and provide insights into how the Amoeba Sisters worksheet can help facilitate learning in this crucial area of study.

Understanding DNA and RNA

DNA (Deoxyribonucleic Acid) and RNA (Ribonucleic Acid) are two essential nucleic acids that play critical roles in the biology of all living organisms. They are involved in the storage, transmission, and expression of genetic information.

What is DNA?

1. **Structure:** DNA is a double-stranded molecule composed of nucleotides, each containing a phosphate group, a sugar (deoxyribose), and a nitrogenous base (adenine, thymine, cytosine, or guanine).
2. **Function:** The primary function of DNA is to store and transmit genetic information. It serves as the blueprint for the development and functioning of all living organisms.
3. **Location:** In eukaryotic cells, DNA is predominantly located in the nucleus, while in prokaryotic cells, it is found in the cytoplasm.

What is RNA?

1. **Structure:** RNA is typically single-stranded and consists of nucleotides containing a phosphate group, a sugar (ribose), and a nitrogenous base (adenine, uracil, cytosine, or guanine).
2. **Function:** RNA plays a vital role in translating genetic information from DNA into proteins, which perform various functions within the cell.
3. **Types of RNA:**
 - **Messenger RNA (mRNA):** Carries genetic information from DNA to the ribosomes for protein synthesis.
 - **Transfer RNA (tRNA):** Transfers amino acids to the ribosome during protein synthesis.
 - **Ribosomal RNA (rRNA):** Forms the core of ribosome's structure and catalyzes protein synthesis.

Key Differences Between DNA and RNA

Understanding the differences between DNA and RNA is crucial for students studying molecular biology. Here are some of the primary distinctions:

- **Strands:** DNA is double-stranded, while RNA is usually single-stranded.
- **Sugar Component:** DNA contains deoxyribose, whereas RNA contains ribose.
- **Nitrogenous Bases:** DNA uses thymine (T), while RNA uses uracil (U)

instead of thymine.

- **Function:** DNA serves primarily as a long-term storage of genetic information, whereas RNA plays a key role in protein synthesis and regulation.
- **Stability:** DNA is more stable than RNA, making it a better medium for storing genetic information.

Using the Amoeba Sisters DNA vs RNA Worksheet

The Amoeba Sisters offer various educational resources aimed at simplifying complex biological concepts. Their DNA vs RNA worksheet is designed for students to reinforce their understanding of the differences between these two nucleic acids. Here's how to effectively use the worksheet:

Key Features of the Worksheet

1. **Visual Aids:** The worksheet includes diagrams that visually represent the structures of DNA and RNA, helping students to grasp the differences more easily.
2. **Comparative Analysis:** The worksheet encourages students to compare and contrast DNA and RNA through structured questions.
3. **Fill-in-the-Blank Sections:** These sections prompt students to recall specific information about DNA and RNA, reinforcing their learning.

Tips for Completing the Worksheet

1. **Review Key Concepts:** Before attempting the worksheet, students should review the fundamental differences and functions of DNA and RNA.
2. **Group Discussions:** Collaborating with classmates can help clarify doubts and enhance understanding. Discussing the concepts as a group can provide different perspectives and insights.
3. **Use Additional Resources:** Refer to textbooks, educational videos, or online resources from reputable sources to supplement the information and obtain a deeper understanding.
4. **Practice Active Recall:** After completing the worksheet, students should practice recalling the information without looking at their notes. This technique reinforces memory retention.

Answer Key for the Amoeba Sisters DNA vs RNA Worksheet

While the specific answers may vary depending on the content presented in the worksheet, the following are common answers students might expect to find when completing the Amoeba Sisters DNA vs RNA worksheet:

Sample Questions and Answer Key

1. What is the structure of DNA?
- Answer: DNA is a double helix composed of two strands of nucleotides.
2. What is the sugar found in RNA?
- Answer: The sugar found in RNA is ribose.
3. What base does RNA contain that DNA does not?
- Answer: RNA contains uracil instead of thymine.
4. What is the primary function of mRNA?
- Answer: The primary function of mRNA is to carry genetic information from DNA to the ribosomes for protein synthesis.
5. Where is DNA located in eukaryotic cells?
- Answer: In eukaryotic cells, DNA is located in the nucleus.

Conclusion

The **Amoeba Sisters DNA vs RNA Worksheet Answer Key** serves as an essential tool for reinforcing the fundamental concepts of molecular biology. By utilizing this educational resource, students can enhance their understanding of the key differences between DNA and RNA, their structures, and their respective functions within the cell. Engaging with the worksheet not only solidifies theoretical knowledge but also prepares students for more advanced topics in genetics and molecular biology. Whether used in the classroom or for self-study, this worksheet is an invaluable asset for anyone looking to deepen their understanding of these critical biological molecules.

Frequently Asked Questions

What is the main difference between DNA and RNA?

The main difference between DNA and RNA is that DNA is double-stranded and contains the sugar deoxyribose, while RNA is single-stranded and contains the

sugar ribose.

How does the structure of RNA differ from that of DNA?

RNA is typically single-stranded and can fold into complex shapes, whereas DNA is double-stranded and has a helical structure.

What are the four nitrogenous bases found in DNA and RNA?

DNA contains adenine (A), thymine (T), cytosine (C), and guanine (G), while RNA contains adenine (A), uracil (U), cytosine (C), and guanine (G).

What is the function of DNA in cells?

DNA stores genetic information that is used for the growth, development, and reproduction of organisms.

What role does RNA play in protein synthesis?

RNA plays a crucial role in protein synthesis by acting as a messenger (mRNA) that carries genetic information from DNA to the ribosome, where proteins are assembled.

Why is it important to understand the differences between DNA and RNA?

Understanding the differences between DNA and RNA is important for fields such as genetics, molecular biology, and biotechnology, as it helps in applications like genetic engineering and understanding diseases.

What is a common worksheet activity related to DNA and RNA?

A common worksheet activity involves comparing the structure, function, and roles of DNA and RNA, often using diagrams and fill-in-the-blank exercises.

Where can students find the answer key for the Amoeba Sisters DNA vs RNA worksheet?

Students can typically find the answer key for the Amoeba Sisters DNA vs RNA worksheet on the Amoeba Sisters website or through educational resources provided by their teachers.

Find other PDF article:

<https://soc.up.edu.ph/54-tone/files?ID=eAw10-8970&title=sociology-structure-vs-agency.pdf>

Amoeba Sisters Dna Vs Rna Worksheet Answer Key

-

Apr 24, 2020 · [Amoeba](#) [Kingdom Amoebozoa](#)

Distinguish between 1) Nutrition in Amoeba and Paramecium.

Jun 29, 2016 · There are two very simple animals namely amoeba and paramecium. They are made up of single cell and so known as unicellular animals. So, all the 5 processes of nutrition are performed by single cell. The mode of nutrition in amoeba is holozoic. They eat tiny or microscopic plants and animals as food which floats in water in which it lives.

Draw a neat and clean diagram of Amoeba showing the correct

Apr 17, 2020 · The Amoeba is one of the organism that are photosynthetic and parasitic in nature. Explanation: Amoeba is one of the organism that is responsible for causing diarrhoea and dysentery in human being. if we describe the cell of the amoeba it has a nucleus which suggest it is a Eukaryotic organism. In addition to this is a vacuole which helps in the storage of the food ...

Explain the nutrition in amoeba - Brainly

Jul 12, 2024 · - amoeba is a single cell organism in which the food is taken in by the entire surface. - Amoeba takes in food using temporary fingerlike extensions of the cell surface called pseudopodia which fuse over the food particle forming a food vacuole. - Inside the food vacuole, complex substances are broken down into simpler one, which then diffuse into the cytoplasm. ...

19. assertion : egestion in amoeba takes place through a ...

Dec 28, 2023 · Find an answer to your question 19. assertion : egestion in amoeba takes place through a permanent membrane present in them. reason : cilia is absent in amoeba

write one similarity and one difference between the nutrition in ...

Jun 25, 2023 · Answer Similarity:- the digestive juice in amoeba and secreted into food vacuole and is human beings the digestive juice and secreted in a stomach and a small intestine. then the juice convert complex food into simpler soluble and absorbable substance. D i f f e r e n c e:- Amoeba captures the food with help of pseudopodia and engulf it. In human beings food is ...

6 differences between spirogyra and amoeba - Brainly.in

Jan 24, 2024 · Answer: Spirogyra undergoes kingdom Plantae while Amoeba undergoes kingdom Animalia. Spirogyra is autotrophic while amoeba is heterotrophic. Spirogyra do photosynthesis but amoeba do not. Spirogyra has chlorophyll but amoeba do not posses it. Spirogyra reproduces by fragmentation while amoeba reproduces by binary fission. Spirogyra is a multicellular ...

7.Explain with the help of neat and well labelled diagram the

Jun 20, 2024 · Amoeba, a single-celled organism, obtains its nutrition through a process called holozoic nutrition. Here's a breakdown of the different steps involved, illustrated with a neat and well-labeled diagram:

Explain with the help of neat and well labelled diagram the steps ...

Jun 15, 2018 · Amoeba follows holozoic mode of nutrition in which the solid food particles are ingested which are then acted upon by enzymes and digested. Amoeba engulfs food by temporary finger-like projections of its body surface called pseudopodia. When a pseudopodium fuses with the

Discover how these essential molecules differ. Learn more now!

[Back to Home](#)