

Amoeba Sisters Classification Worksheet







Amoeba Sisters | Video Recap

NAME: Amoeba Sisters Answer Key

Amoeba Sisters Video Recap- DNA, Chromosomes, Genes, and Traits: An Intro to Heredity

ANSWER KEY

The vocab below builds a foundation for understanding heredity! Complete the table using your own words and creativity.

Name	Illustrate!	Explain it in Your Own Words	What's its Significance? (Why does it matter?)	Real Life Example
DNA	1. Illustrations may vary! Ours is below. 	2. Genetic material arranged in a double helix shape which can code for traits.	3. DNA is an organism's genetic code! It can code for traits that an organism has. Without a genetic code, an organism would not exist.	DNA found in the body cell of a snake
Chromosome	4. Illustrations may vary! Ours is below. 	5. Compacted units of DNA and protein. Answer Key Note: The video does not mention specific types of proteins involved in chromosomal organization.	Chromosomes allow the large amount of DNA to be compacted. One reason this is significant is in cell division as it makes it much easier for the cells to put these units into the new cells.	6. A chromosome in a human. Humans have 46 found in most body cells.
Gene	7. Illustrations may vary! Ours is below. As mentioned in video, genes are typically made of more bases than able to be shown. 	8. Made up of portions of DNA with the ability to code for proteins which can be involved in expressing a trait.	9. Genes can code for proteins, which can be involved in expressing traits. The proteins they code for can also be involved in transport, structure, in acting as enzymes that make all kinds of materials, protecting the body, and more!	One of many genes that can code for a protein involved in eye pigment
Trait	10. Illustrations may vary! Ours is below. 	11. A characteristic that an organism has. Answer Key Note: You may wish to discuss that not all traits are externally visible. Blood type, for example, is a trait.	12. Traits are the characteristics that organisms have, and many can be important for survival. Example: a snake's color pattern that helps it blend in with its environment.	13. Human eye color

14. For the diagram at right, please label the following words on the diagram.

(A) Deoxyribose (sugar), (B) Phosphate, and (C) Nitrogenous Base.
Answer Key Note: Labeled at right.

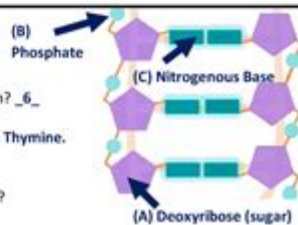
15. Based on the definition, how many nucleotides do you see in this diagram? 6

16. What are the four different types of bases in DNA and how do they pair?

Adenine (A), Thymine (T), Cytosine (C), and Guanine (G). Adenine pairs with Thymine. Cytosine pairs with Guanine.

17. When studying heredity, what is the relationship of DNA bases and traits?

The sequence of the DNA bases can actually code for traits.



Amoeba Sisters LLC

© The Amoeba Sisters content may not be copied or published in this or a variation of copyright.

Amoeba Sisters Classification Worksheet is a valuable educational resource designed to help students understand the various types of living organisms, particularly within the context of the biological classification system. This worksheet is an engaging tool that can be utilized in biology classes to enhance students' comprehension of taxonomy, the science of naming, defining, and classifying organisms. In this article, we will explore the purpose of the Amoeba Sisters Classification Worksheet, its significance in biological education, the taxonomy levels, and how to effectively use it in the classroom.

Understanding the Amoeba Sisters

The Amoeba Sisters is a popular educational platform that creates animated videos and resources aimed at helping students grasp complex biological concepts. Their approach

often simplifies intricate subjects, making them more relatable and easier to understand. The Amoeba Sisters Classification Worksheet is one of the many resources they provide, focusing on the classification of living organisms.

Purpose of the Amoeba Sisters Classification Worksheet

The primary purpose of the Amoeba Sisters Classification Worksheet is to:

1. Reinforce Knowledge: The worksheet helps students reinforce their understanding of biological classification by providing activities that require them to actively engage with the content.
2. Promote Critical Thinking: By categorizing organisms and understanding their relationships, students develop critical thinking skills necessary for scientific inquiry.
3. Facilitate Collaborative Learning: The worksheet encourages group work, allowing students to collaborate, discuss, and learn from one another.

Significance of Biological Classification

Biological classification, or taxonomy, is a crucial aspect of biology that involves grouping organisms based on shared characteristics. This process aids scientists and researchers in:

- Identifying Organisms: Taxonomy provides a universal naming system that helps scientists identify and communicate about different species.
- Understanding Relationships: Classification reveals the evolutionary relationships between organisms, helping to trace the lineage and common ancestors.
- Organizing Information: A systematic classification allows for a more organized study of biodiversity, making it easier to access and analyze data.

Levels of Taxonomy

The classification of living organisms is structured into hierarchical levels, commonly known as the taxonomic ranks. These levels include:

1. Domain: The highest taxonomic rank, which categorizes life into three major categories: Archaea, Bacteria, and Eukarya.
2. Kingdom: The second level, which groups organisms based on fundamental characteristics. For example, Animalia (animals) and Plantae (plants).
3. Phylum: This rank divides kingdoms into groups based on major body plans or organizational features (e.g., Chordata for vertebrates).
4. Class: Further divides phyla into smaller groups (e.g., Mammalia for mammals).
5. Order: A classification within classes (e.g., Carnivora for carnivorous mammals).
6. Family: Groups related genera (e.g., Felidae for cats).
7. Genus: A group of closely related species (e.g., Panthera for big cats).
8. Species: The most specific level of classification, consisting of individuals that can interbreed and produce fertile offspring (e.g., Panthera leo for lions).

Using the Amoeba Sisters Classification Worksheet in the Classroom

The Amoeba Sisters Classification Worksheet can be an effective tool in the classroom to promote active learning. Here are some strategies for using this worksheet effectively:

1. Introduction to Classification

Before distributing the worksheet, introduce the concept of biological classification to your students. Explain the importance of taxonomy and how it helps scientists understand the diversity of life. Use visuals, such as charts or diagrams, to illustrate the taxonomic hierarchy.

2. Group Activities

Organize students into small groups and provide each group with a copy of the Amoeba Sisters Classification Worksheet. Encourage them to work together to complete the activities. This collaborative approach fosters discussion and helps students learn from one another.

3. Interactive Learning

Incorporate technology by showing relevant Amoeba Sisters videos that explain classification concepts. After watching the videos, have students complete the worksheet, linking the information from the videos to their answers.

4. Class Discussions

After students have completed the worksheet, hold a class discussion to review their answers. Encourage students to share their thoughts and reasoning behind their classifications. This will reinforce their understanding and allow them to clarify any misconceptions.

5. Assessment and Feedback

Use the completed worksheets as a form of assessment to gauge students' understanding of classification. Provide feedback on their answers and offer additional resources for further study if necessary.

Key Concepts to Emphasize

When utilizing the Amoeba Sisters Classification Worksheet, it is essential to emphasize several key concepts:

- Taxonomic Hierarchy: Make sure students understand the order of classification from domain to species.
- Binomial Nomenclature: Teach students the importance of the scientific naming system developed by Carl Linnaeus, which uses a two-part name (genus and species).
- Evolutionary Relationships: Highlight how classification reflects the evolutionary history of organisms and their interrelatedness.

Conclusion

The Amoeba Sisters Classification Worksheet is a powerful tool for enhancing students' understanding of biological classification. By actively engaging with the content, students can reinforce their learning while developing critical thinking skills. With the guidance of teachers and the use of interactive resources, this worksheet can make the complex subject of taxonomy accessible and enjoyable. As students explore the diverse world of living organisms, they will gain a deeper appreciation for the intricate relationships that define life on Earth.

Frequently Asked Questions

What is the purpose of the Amoeba Sisters classification worksheet?

The Amoeba Sisters classification worksheet is designed to help students understand the principles of biological classification, including the hierarchy of taxonomy and the characteristics of different organisms.

What key concepts are covered in the Amoeba Sisters classification worksheet?

Key concepts include the levels of taxonomy (domain, kingdom, phylum, class, order, family, genus, species), the differences between prokaryotic and eukaryotic organisms, and the importance of scientific naming.

How does the Amoeba Sisters classification worksheet aid in learning?

It provides engaging visuals and interactive elements that facilitate comprehension, making it easier for students to grasp complex concepts in biological classification.

Can the Amoeba Sisters classification worksheet be used for different grade levels?

Yes, the worksheet is adaptable for various grade levels, allowing educators to modify the complexity of the content to suit their students' understanding.

What types of organisms might students classify using the Amoeba Sisters worksheet?

Students can classify a variety of organisms, including plants, animals, fungi, and microorganisms, helping them to recognize the diversity of life.

Is the Amoeba Sisters classification worksheet available for free?

Yes, the Amoeba Sisters offer the classification worksheet as a free educational resource on their website, which can be easily downloaded and printed.

How can teachers incorporate the Amoeba Sisters classification worksheet into their lesson plans?

Teachers can use the worksheet as part of a unit on taxonomy, as a hands-on activity during labs, or as a review tool for quizzes and tests.

Are there any additional resources provided with the Amoeba Sisters classification worksheet?

Yes, the Amoeba Sisters often provide supplemental videos and guides that explain classification concepts in detail, enhancing the learning experience.

Find other PDF article:

<https://soc.up.edu.ph/39-point/Book?dataid=uwH98-3559&title=match-each-quadratic-equation-with-its-solution-set.pdf>

Amoeba Sisters Classification Worksheet

Page -

Apr 24, 2020 · Amoeba ...

Distinguish between 1) Nutrition in Amoeba and Paramecium.

Jun 29, 2016 · There are two very simple animals namely amoeba and paramecium. They are made up of single cell and so known as unicellular animals. So, all the 5 processes of nutrition ...

Apr 17, 2020 · The Amoeba is one of the organism that are photosynthetic and parasitic in nature.
Explanation: Amoeba is one of the organism that is responsible for causing diarrhoea and ...

Jul 12, 2024 · - amoeba is a single cell organism in which the food is taken in by the entire surface. - Amoeba takes in food using temporary fingerlike extensions of the cell surface ...

Dec 28, 2023 · Find an answer to your question 19. assertion : egestion in amoeba takes place through a permanent membrane present in them. reason : cilia is absent in amoeba

Jan 24, 2024 · Answer: Spirogyra undergoes kingdom Plantae while Amoeba undergoes kingdom Animalia. Spirogyra is autotrophic while amoeba is heterotrophic. Spirogyra do photosynthesis ...

Jun 20, 2024 · Amoeba, a single-celled organism, obtains its nutrition through a process called holozoic nutrition. Here's a breakdown of the different steps involved, illustrated with a neat ...

Jun 15, 2018 · Amoeba follows holozoic mode of nutrition in which the solid food particles are ingested which are then acted upon by enzymes and digested. Amoeba engulfs food by ...

Dec 31, 2024 · Amoeba is actually a heterotroph that feeds on bacteria, algae, and other small organisms, but it is not strictly omnivorous. A more accurate reason would be: "Amoeba ...

Apr 24, 2020 · Amoeba ...

Jun 29, 2016 · There are two very simple animals namely amoeba and paramecium. They are made up of single cell and so known as unicellular animals. So, all the 5 processes of nutrition are ...

Apr 17, 2020 · The Amoeba is one of the organism that are photosynthetic and parasitic in nature.
Explanation: Amoeba is one of the organism that is responsible for causing diarrhoea and ...

Jul 12, 2024 · - amoeba is a single cell organism in which the food is taken in by the entire surface. - Amoeba takes in food using temporary fingerlike extensions of the cell surface called ...

Dec 28, 2023 · Find an answer to your question 19. assertion : egestion in amoeba takes place through a permanent membrane present in them. reason : cilia is absent in amoeba

write one similarity and one difference between the nutrition in ...

Jun 25, 2023 · Answer Similarity:- the digestive juice in amoeba and secreted into food vacuole and is human beings the digestive juice and secreted in a stomach and a small intestine. then the ...

6 differences between spirogyra and amoeba - Brainly.in

Jan 24, 2024 · Answer: Spirogyra undergoes kingdom Plantae while Amoeba undergoes kingdom Animalia. Spirogyra is autotrophic while amoeba is heterotrophic. Spirogyra do photosynthesis ...

7.Explain with the help of neat and well labelled diagram the

Jun 20, 2024 · Amoeba, a single-celled organism, obtains its nutrition through a process called holozoic nutrition. Here's a breakdown of the different steps involved, illustrated with a neat and ...

Explain with the help of neat and well labilled diagram the steps ...

Jun 15, 2018 · Amoeba follows holozoic mode of nutrition in which the solid food particles are ingested which are then acted upon by enzymes and digested.Amoeba engulfs food by ...

Assertion: Amoeba follow holozoic mode of nutrition.

Dec 31, 2024 · Amoeba is actually a heterotroph that feeds on bacteria, algae, and other small organisms, but it is not strictly omnivorous. A more accurate reason would be: "Amoeba follows ...

Unlock the mysteries of biology with our Amoeba Sisters classification worksheet! Enhance your learning experience and master classification concepts. Learn more!

[Back to Home](#)