




Amoeba Sisters Cellular Respiration Worksheet

AMOEBASISTERS VIDEO RECAP PHOTOSYNTHESIS AND CELLULAR RESPIRATION COMPARISON

Amoeba Sisters Video Recap: "Photosynthesis and Cellular Respiration"

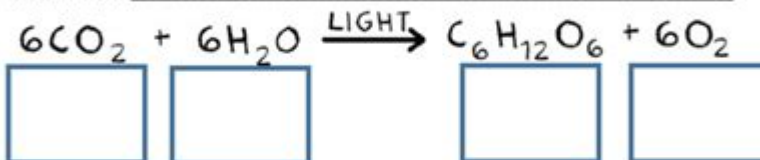
NOTE: This recap compares two Amoeba Sisters videos: photosynthesis and cellular respiration.

<p>1. In photosynthesis, what are the two major reactions that take place?</p> <p>_____</p> <p>_____</p> <p>Cooking with Photosynthesis!</p> 	<p>2. Where do each of these reactions take place?</p> <p>• _____</p> <p>• _____</p> 
<p>3. In aerobic cellular respiration, what three major steps are involved?</p> <p>_____</p> <p>_____</p> <p>_____</p>	<p>4. Where do each of these three major steps take place (for eukaryotes)?</p> <p>• _____</p> <p>• _____</p> <p>• _____</p> 

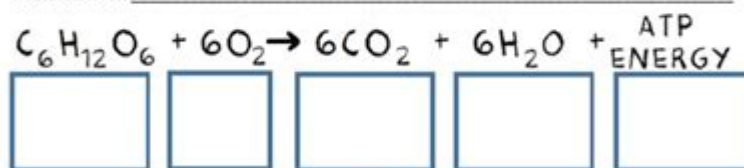
Formula Illustrations

For the following formulas, (1) determine whether the formula is photosynthesis or cellular respiration, (2) circle the products, and (3) creatively illustrate each reactant or product in the box underneath.

5. Formula is for: _____



6. Formula is for: _____



AMOEBASISTERS CELLULAR RESPIRATION WORKSHEET IS AN EDUCATIONAL RESOURCE DESIGNED TO HELP STUDENTS UNDERSTAND THE COMPLEX PROCESS OF CELLULAR RESPIRATION. THE AMOEBA SISTERS, AN EDUCATIONAL YOUTUBE CHANNEL AND WEBSITE, PROVIDE ENGAGING AND EASY-TO-UNDERSTAND EXPLANATIONS OF VARIOUS BIOLOGICAL CONCEPTS, INCLUDING CELLULAR RESPIRATION. THIS WORKSHEET SERVES AS A TOOL FOR STUDENTS TO REINFORCE THEIR KNOWLEDGE THROUGH VARIOUS EXERCISES, QUIZZES, AND DIAGRAMS, MAKING IT AN ESSENTIAL ADDITION TO ANY BIOLOGY CURRICULUM. IN THIS ARTICLE, WE WILL EXPLORE CELLULAR RESPIRATION, ITS SIGNIFICANCE, THE WORKSHEETS PROVIDED BY THE AMOEBA SISTERS, AND EFFECTIVE TEACHING STRATEGIES FOR EDUCATORS.

UNDERSTANDING CELLULAR RESPIRATION

CELLULAR RESPIRATION IS A BIOCHEMICAL PROCESS THAT OCCURS IN ALL LIVING ORGANISMS, ENABLING THEM TO CONVERT NUTRIENTS INTO ENERGY. THIS ENERGY IS ESSENTIAL FOR MAINTAINING CELLULAR FUNCTIONS AND OVERALL HOMEOSTASIS. THE GENERAL EQUATION FOR CELLULAR RESPIRATION CAN BE SUMMARIZED AS FOLLOWS:

- GLUCOSE + OXYGEN \rightarrow CARBON DIOXIDE + WATER + ENERGY (ATP)

THIS PROCESS OCCURS IN THREE MAIN STAGES:

1. GLYCOLYSIS

GLYCOLYSIS IS THE FIRST STEP IN CELLULAR RESPIRATION AND TAKES PLACE IN THE CYTOPLASM OF THE CELL. DURING THIS PROCESS, GLUCOSE IS BROKEN DOWN INTO PYRUVATE, PRODUCING A SMALL AMOUNT OF ATP AND NADH IN THE PROCESS. KEY POINTS ABOUT GLYCOLYSIS INCLUDE:

- LOCATION: CYTOPLASM
- INPUT: GLUCOSE, 2 NAD⁺, 2 ATP
- OUTPUT: 2 PYRUVATE, 4 ATP (NET GAIN OF 2 ATP), 2 NADH

2. KREBS CYCLE (CITRIC ACID CYCLE)

THE KREBS CYCLE OCCURS IN THE MITOCHONDRIA AND IS RESPONSIBLE FOR FURTHER BREAKING DOWN THE PYRUVATE PRODUCED IN GLYCOLYSIS. THIS CYCLE PRODUCES MORE NADH AND FADH₂, WHICH ARE CRUCIAL FOR THE NEXT STAGE OF RESPIRATION. IMPORTANT ASPECTS OF THE KREBS CYCLE INCLUDE:

- LOCATION: MITOCHONDRIAL MATRIX
- INPUT: 2 PYRUVATE (FROM GLYCOLYSIS), 6 NAD⁺, 2 FAD, 2 ADP
- OUTPUT: 6 NADH, 2 FADH₂, 2 ATP, 4 CO₂

3. ELECTRON TRANSPORT CHAIN (ETC)

THE FINAL STAGE OF CELLULAR RESPIRATION OCCURS IN THE INNER MITOCHONDRIAL MEMBRANE, WHERE THE ELECTRON TRANSPORT CHAIN TRANSFERS ELECTRONS FROM NADH AND FADH₂ TO OXYGEN, ULTIMATELY GENERATING A SIGNIFICANT AMOUNT OF ATP. KEY DETAILS ABOUT THE ETC INCLUDE:

- LOCATION: INNER MITOCHONDRIAL MEMBRANE
- INPUT: 10 NADH, 2 FADH₂, OXYGEN
- OUTPUT: 34 ATP, WATER

IMPORTANCE OF CELLULAR RESPIRATION

CELLULAR RESPIRATION IS VITAL FOR SEVERAL REASONS:

- ENERGY PRODUCTION: IT GENERATES ATP, THE ENERGY CURRENCY OF THE CELL, WHICH IS NECESSARY FOR VARIOUS CELLULAR ACTIVITIES, INCLUDING MUSCLE CONTRACTION, DIGESTION, AND BIOSYNTHESIS.
- METABOLIC PATHWAYS: IT PROVIDES INTERMEDIATES FOR VARIOUS METABOLIC PATHWAYS, AIDING IN THE SYNTHESIS OF AMINO ACIDS, NUCLEOTIDES, AND LIPIDS.
- HOMEOSTASIS: BY REGULATING ENERGY PRODUCTION, CELLULAR RESPIRATION HELPS MAINTAIN HOMEOSTASIS IN ORGANISMS, ALLOWING THEM TO ADAPT TO CHANGES IN THEIR ENVIRONMENT.

AMOEBA SISTERS CELLULAR RESPIRATION WORKSHEET

THE AMOEBA SISTERS CELLULAR RESPIRATION WORKSHEET IS AN ENGAGING EDUCATIONAL TOOL THAT ALLOWS STUDENTS TO APPLY THEIR UNDERSTANDING OF CELLULAR RESPIRATION CONCEPTS. IT TYPICALLY INCLUDES VARIOUS EXERCISES AND ACTIVITIES DESIGNED TO REINFORCE THE MATERIAL COVERED IN CLASS OR IN THE AMOEBA SISTERS VIDEOS. SOME COMMON ELEMENTS FOUND IN THE WORKSHEET ARE:

1. FILL-IN-THE-BLANK EXERCISES

THESE EXERCISES CHALLENGE STUDENTS TO RECALL SPECIFIC TERMS AND PROCESSES RELATED TO CELLULAR RESPIRATION. FOR EXAMPLE:

- FILL IN THE BLANKS FOR THE EQUATION OF CELLULAR RESPIRATION.
- LIST THE INPUTS AND OUTPUTS OF GLYCOLYSIS, THE KREBS CYCLE, AND THE ETC.

2. DIAGRAM LABELING

STUDENTS MAY BE ASKED TO LABEL DIAGRAMS OF THE MITOCHONDRION, ILLUSTRATING THE LOCATIONS OF GLYCOLYSIS, THE KREBS CYCLE, AND THE ELECTRON TRANSPORT CHAIN. THIS VISUAL REPRESENTATION REINFORCES SPATIAL LEARNING AND HELPS STUDENTS UNDERSTAND THE COMPARTMENTALIZATION OF CELLULAR RESPIRATION PROCESSES.

3. SHORT ANSWER QUESTIONS

THESE QUESTIONS ENCOURAGE CRITICAL THINKING AND THE APPLICATION OF KNOWLEDGE. EXAMPLES INCLUDE:

- EXPLAIN THE ROLE OF OXYGEN IN CELLULAR RESPIRATION.
- DESCRIBE HOW ATP IS PRODUCED DURING THE ELECTRON TRANSPORT CHAIN.

4. CONCEPT MAPPING

STUDENTS CAN CREATE CONCEPT MAPS THAT ILLUSTRATE THE RELATIONSHIPS BETWEEN THE DIFFERENT STAGES OF CELLULAR RESPIRATION AND THE OVERALL PROCESS. THIS ACTIVITY PROMOTES A DEEPER UNDERSTANDING OF HOW EACH STEP INTERCONNECTS AND CONTRIBUTES TO ENERGY PRODUCTION.

TEACHING STRATEGIES USING THE WORKSHEET

TO MAXIMIZE THE EFFECTIVENESS OF THE AMOEBA SISTERS CELLULAR RESPIRATION WORKSHEET, EDUCATORS CAN EMPLOY SEVERAL TEACHING STRATEGIES:

1. FLIPPED CLASSROOM APPROACH

IN A FLIPPED CLASSROOM MODEL, STUDENTS WATCH THE AMOEBA SISTERS VIDEOS AT HOME AND THEN ENGAGE IN HANDS-ON ACTIVITIES OR DISCUSSIONS IN CLASS. THIS ALLOWS FOR A MORE INTERACTIVE LEARNING EXPERIENCE, WHERE STUDENTS CAN ASK QUESTIONS AND CLARIFY CONCEPTS BEFORE COMPLETING THE WORKSHEET.

2. GROUP ACTIVITIES

ENCOURAGE STUDENTS TO WORK IN SMALL GROUPS TO COMPLETE THE WORKSHEET. THIS COLLABORATIVE APPROACH FOSTERS DISCUSSION AND PEER TEACHING, ALLOWING STUDENTS TO EXPLAIN CONCEPTS TO ONE ANOTHER AND SOLIDIFY THEIR UNDERSTANDING.

3. INCORPORATING TECHNOLOGY

UTILIZE ONLINE RESOURCES, SUCH AS EDUCATIONAL VIDEOS, INTERACTIVE SIMULATIONS, AND QUIZZES, TO SUPPLEMENT THE WORKSHEET ACTIVITIES. RESOURCES LIKE KAHOOT OR QUIZZZ CAN BE USED TO CREATE FUN AND COMPETITIVE REVIEW GAMES BASED ON THE MATERIAL.

4. ASSESSMENT AND FEEDBACK

AFTER COMPLETING THE WORKSHEET, PROVIDE STUDENTS WITH FEEDBACK ON THEIR RESPONSES. THIS CAN BE DONE THROUGH PEER REVIEW OR TEACHER ASSESSMENT. DISCUSS COMMON MISCONCEPTIONS AND CLARIFY ANY AREAS OF CONFUSION TO REINFORCE LEARNING.

CONCLUSION

THE AMOEBA SISTERS CELLULAR RESPIRATION WORKSHEET IS A VALUABLE EDUCATIONAL RESOURCE THAT ENHANCES STUDENTS' UNDERSTANDING OF CELLULAR RESPIRATION. BY BREAKING DOWN THE COMPLEX PROCESSES OF GLYCOLYSIS, THE KREBS CYCLE, AND THE ELECTRON TRANSPORT CHAIN, THE WORKSHEET PROVIDES STUDENTS WITH THE OPPORTUNITY TO ENGAGE WITH THE MATERIAL THROUGH VARIOUS ACTIVITIES. EDUCATORS CAN EFFECTIVELY UTILIZE THIS RESOURCE BY INCORPORATING DIVERSE TEACHING STRATEGIES THAT PROMOTE COLLABORATION, CRITICAL THINKING, AND TECHNOLOGY INTEGRATION. ULTIMATELY, A SOLID UNDERSTANDING OF CELLULAR RESPIRATION IS ESSENTIAL FOR STUDENTS AS IT LAYS THE FOUNDATION FOR MORE ADVANCED TOPICS IN BIOLOGY AND LIFE SCIENCES.

FREQUENTLY ASKED QUESTIONS

WHAT IS THE MAIN PURPOSE OF THE AMOEBA SISTERS CELLULAR RESPIRATION WORKSHEET?

THE MAIN PURPOSE OF THE WORKSHEET IS TO HELP STUDENTS UNDERSTAND THE PROCESS OF CELLULAR RESPIRATION, ITS STAGES, AND ITS SIGNIFICANCE IN CELLULAR METABOLISM.

WHAT ARE THE KEY STAGES OF CELLULAR RESPIRATION COVERED IN THE AMOEBA SISTERS WORKSHEET?

THE KEY STAGES COVERED INCLUDE GLYCOLYSIS, THE KREBS CYCLE, AND THE ELECTRON TRANSPORT CHAIN.

HOW DOES THE AMOEBA SISTERS WORKSHEET SIMPLIFY THE CONCEPT OF CELLULAR RESPIRATION FOR STUDENTS?

THE WORKSHEET SIMPLIFIES THE CONCEPT BY USING VISUALS, RELATABLE ANALOGIES, AND STEP-BY-STEP EXPLANATIONS TO MAKE COMPLEX PROCESSES EASIER TO UNDERSTAND.

WHAT TYPE OF ACTIVITIES CAN STUDENTS EXPECT TO FIND IN THE AMOEBA SISTERS CELLULAR RESPIRATION WORKSHEET?

STUDENTS CAN EXPECT TO FIND A VARIETY OF ACTIVITIES INCLUDING FILL-IN-THE-BLANK QUESTIONS, DIAGRAMS TO LABEL, AND SHORT ANSWER QUESTIONS THAT REINFORCE THEIR UNDERSTANDING OF CELLULAR RESPIRATION.

HOW DOES THE AMOEBA SISTERS APPROACH TO TEACHING CELLULAR RESPIRATION DIFFER FROM TRADITIONAL METHODS?

THE AMOEBA SISTERS APPROACH USES ENGAGING ANIMATIONS AND ILLUSTRATIONS, ALONG WITH INTERACTIVE WORKSHEETS, TO MAKE LEARNING MORE ENJOYABLE AND LESS INTIMIDATING COMPARED TO TRADITIONAL TEXTBOOK METHODS.

WHAT LEARNING OUTCOMES CAN TEACHERS EXPECT FROM USING THE AMOEBA SISTERS CELLULAR RESPIRATION WORKSHEET?

TEACHERS CAN EXPECT IMPROVED STUDENT COMPREHENSION OF CELLULAR RESPIRATION, INCREASED ENGAGEMENT IN LEARNING, AND THE ABILITY TO APPLY CONCEPTS TO REAL-WORLD BIOLOGICAL PROCESSES.

Find other PDF article:

<https://soc.up.edu.ph/51-grid/pdf?trackid=uLo14-9792&title=rose-line-da-vinci-code.pdf>

Amoeba Sisters Cellular Respiration Worksheet

□□□ - □□

Apr 24, 2020 · [Amoeba](#) ...

Distinguish between 1) Nutrition in Amoeba and Paramecium.

Jun 29, 2016 · There are two very simple animals namely amoeba and paramecium. They are made up of single cell and so ...

Draw a neat and clean diagram of Amoeba showing the correct

Apr 17, 2020 · The Amoeba is one of the organism that are photosynthetic and parasitic in nature.
Explanation: ...

Explain the nutrition in amoeba - Brainly

Jul 12, 2024 · - amoeba is a single cell organism in which the food is taken in by the entire surface. - Amoeba takes in ...

19. assertion : egestion in amoeba takes place through a ...

Dec 28, 2023 · Find an answer to your question 19. assertion : egestion in amoeba takes place through a ...

III - II

Apr 24, 2020 · Amoeba ...

Distinguish between 1) Nutrition in Amoeba and Paramecium.

Jun 29, 2016 · There are two very simple animals namely amoeba and paramecium. They are made up of single cell and so known as unicellular animals. So, all the 5 processes of nutrition ...

Draw a neat and clean diagram of Amoeba showing the correct

Apr 17, 2020 · The Amoeba is one of the organism that are photosynthetic and parasitic in nature. Explanation: Amoeba is one of the organism that is responsible for causing diarrhoea and ...

Explain the nutrition in amoeba - Brainly

Jul 12, 2024 · - amoeba is a single cell organism in which the food is taken in by the entire surface. - Amoeba takes in food using temporary fingerlike extensions of the cell surface called ...

19. assertion : egestion in amoeba takes place through a ...

Dec 28, 2023 · Find an answer to your question 19. assertion : egestion in amoeba takes place through a permanent membrane present in them. reason : cilia is absent in amoeba

write one similarity and one difference between the nutrition in ...

Jun 25, 2023 · Answer Similarity:- the digestive juice in amoeba and secreted into food vacuole and is human beings the digestive juice and secreted in a stomach and a small intestine. then ...

6 differences between spirogyra and amoeba - Brainly.in

Jan 24, 2024 · Answer: Spirogyra undergoes kingdom Plantae while Amoeba undergoes kingdom Animalia. Spirogyra is autotrophic while amoeba is heterotrophic. Spirogyra do photosynthesis ...

7.Explain with the help of neat and well labelled diagram the

Jun 20, 2024 · Amoeba, a single-celled organism, obtains its nutrition through a process called holozoic nutrition. Here's a breakdown of the different steps involved, illustrated with a neat ...

Explain with the help of neat and well labilled diagram the steps ...

Jun 15, 2018 · Amoeba follows holozoic mode of nutrition in which the solid food particles are ingested which are then acted upon by enzymes and digested.Amoeba engulfs food by ...

Assertion: Amoeba follow holozoic mode of nutrition.

Dec 31, 2024 · Amoeba is actually a heterotroph that feeds on bacteria, algae, and other small organisms, but it is not strictly omnivorous. A more accurate reason would be: "Amoeba ...

Explore the Amoeba Sisters cellular respiration worksheet for engaging insights on cellular processes. Enhance your understanding today! Learn more.

[Back to Home](#)