

# Aml Risk Assessment Template Excel

[illegible]

**AML risk assessment template excel** is an essential tool for organizations looking to comply with anti-money laundering (AML) regulations. In today's complex financial landscape, businesses must be proactive in identifying and mitigating risks associated with money laundering and terrorist financing. An effective AML risk assessment template can streamline this process, making it easier for companies to assess their vulnerabilities and implement necessary controls. In this article, we will explore the key components of an AML risk assessment template in Excel, its benefits, how to create one, and best practices for using it effectively.

## Understanding AML Risk Assessment

Anti-money laundering risk assessment involves identifying, evaluating, and mitigating potential risks associated with money laundering activities. A well-structured risk assessment helps organizations:

- Comply with regulatory requirements
- Protect their reputation
- Enhance operational efficiency

- Improve customer due diligence (CDD)
- Develop a robust AML program

To effectively conduct an AML risk assessment, businesses often rely on templates that can be customized to fit their specific needs. An Excel-based template is particularly popular due to its ease of use and familiarity among most users.

## Key Components of an AML Risk Assessment Template in Excel

When creating an AML risk assessment template in Excel, it is crucial to include several key components. These components help ensure that the assessment is comprehensive and actionable.

### 1. Risk Categories

Organizing risks into categories facilitates a structured approach to risk assessment. Common risk categories include:

- **Customer Risks:** Assessing the risk level associated with different customer types (e.g., individuals, corporations, politically exposed persons).
- **Geographical Risks:** Identifying risks based on the countries where customers operate or where transactions occur.

- **Product/Service Risks:** Evaluating the risks associated with specific products or services offered by the organization.
- **Transaction Risks:** Analyzing the types of transactions conducted and their potential for money laundering.

## 2. Risk Factors

Each risk category should include specific risk factors that contribute to the overall risk level. For example:

- **Customer Risks:** Age, occupation, source of funds, and transaction history.
- **Geographical Risks:** Country risk ratings, local AML regulations, and historical data on money laundering incidents.
- **Product/Service Risks:** Complexity, anonymity, and liquidity of products and services.
- **Transaction Risks:** Frequency, amount, and purpose of transactions.

## 3. Risk Rating Scale

Establishing a risk rating scale is vital for quantifying risks. A common approach is to use a scale of 1 to 5, where:

- 1: Low Risk
- 2: Moderate Risk
- 3: Medium Risk
- 4: High Risk
- 5: Very High Risk

This scale allows organizations to assign numerical values to identified risks, making it easier to prioritize and address them.

## **4. Mitigation Measures**

For each identified risk, organizations should outline potential mitigation measures. This section should include:

- Preventive measures (e.g., enhanced due diligence)
- Monitoring strategies (e.g., transaction monitoring systems)
- Reporting protocols (e.g., suspicious activity reports)

## **5. Responsible Parties**

Assigning responsible parties for monitoring and managing each risk is crucial. This section should include:

- Names or roles of individuals responsible for overseeing specific risks.
- Contact information for those individuals.

## **Benefits of Using an AML Risk Assessment Template in Excel**

Utilizing an AML risk assessment template in Excel offers numerous advantages, including:

## **1. Customizability**

Excel templates can be easily customized to suit the specific needs of an organization. Businesses can modify categories, risk factors, and mitigation measures based on their unique risk profiles.

## **2. User-Friendly Interface**

Most users are familiar with Excel, making it an accessible tool for creating and managing risk assessments. The spreadsheet format allows for easy data entry, manipulation, and analysis.

## **3. Data Analysis Capabilities**

Excel provides powerful data analysis tools, such as pivot tables and charts, that can help visualize risk data and identify trends or patterns.

## **4. Cost-Effective Solution**

Using Excel for AML risk assessments is a cost-effective solution, especially for small to medium-sized enterprises (SMEs) that may not have the resources to invest in specialized software.

## **How to Create an AML Risk Assessment Template in Excel**

Creating an AML risk assessment template in Excel involves several steps:

## **Step 1: Define the Structure**

Start by defining the key components outlined earlier, such as risk categories, risk factors, risk ratings, mitigation measures, and responsible parties.

## **Step 2: Set Up the Spreadsheet**

Open Excel and create a new spreadsheet. Label the columns according to the components defined in Step 1. For example:

- Column A: Risk Category
- Column B: Risk Factor
- Column C: Risk Rating
- Column D: Mitigation Measures
- Column E: Responsible Party

## **Step 3: Populate the Template**

Input relevant data into the corresponding columns. This may involve research, discussions with stakeholders, and collaboration among departments.

## **Step 4: Implement Formulas for Risk Scoring**

Using Excel formulas, automate the scoring process based on the risk rating scale established earlier. This will help streamline the assessment and minimize manual calculations.

## Step 5: Review and Update Regularly

An AML risk assessment is not a one-time task. Regularly review and update the template to reflect changes in regulations, business operations, and emerging risks.

## Best Practices for Using an AML Risk Assessment Template

To maximize the effectiveness of an AML risk assessment template in Excel, consider the following best practices:

- **Engage relevant stakeholders:** Involve key personnel from compliance, operations, and risk management teams to ensure a comprehensive assessment.
- **Provide training:** Ensure staff are trained on how to use the template effectively and understand the importance of AML compliance.
- **Document the process:** Maintain detailed documentation of the assessment process to demonstrate compliance and facilitate audits.
- **Leverage technology:** Consider integrating the Excel template with other compliance tools for enhanced data management and reporting capabilities.

## Conclusion

In an era of increasing regulatory scrutiny and evolving financial crimes, an **AML risk assessment**

template excel serves as a vital resource for organizations aiming to protect themselves against money laundering risks. By understanding the key components, benefits, and best practices associated with creating and using an AML risk assessment template, businesses can enhance their compliance efforts, safeguard their reputation, and promote a culture of accountability. Investing time and resources into developing a robust AML risk assessment process is not just a regulatory obligation; it is a critical component of any organization's overall risk management strategy.

## **Frequently Asked Questions**

### **What is an AML risk assessment template in Excel?**

An AML risk assessment template in Excel is a structured spreadsheet designed to help organizations evaluate and document their risks related to anti-money laundering activities, including customer due diligence, transaction monitoring, and regulatory compliance.

### **Why is it important to use an AML risk assessment template?**

Using an AML risk assessment template helps organizations systematically identify, assess, and mitigate risks associated with money laundering, ensuring compliance with legal requirements and protecting the organization from potential fines and reputational damage.

### **What key components should be included in an AML risk assessment template?**

Key components should include risk factors such as customer profiles, geographic locations, transaction types, and products offered, along with a scoring system to evaluate the level of risk for each factor.

### **How can I customize an AML risk assessment template in Excel?**

You can customize an AML risk assessment template in Excel by adding or removing categories, adjusting scoring criteria, incorporating specific regulatory requirements, and tailoring it to reflect the



unique risks of your organization.

## **Are there any free AML risk assessment templates available for Excel?**

Yes, there are several free AML risk assessment templates available for download online, typically provided by compliance organizations or financial institutions, which can be modified to fit specific needs.

## **What are the common mistakes to avoid when using an AML risk assessment template?**

Common mistakes include failing to update the template regularly, not involving relevant stakeholders in the assessment process, and using outdated risk factors that do not reflect current regulatory changes or market conditions.

## **How often should an AML risk assessment be conducted using the template?**

An AML risk assessment should be conducted at least annually or whenever there are significant changes in the business operations, regulatory environment, or risk profile of the organization.

## **Can an AML risk assessment template help with regulatory compliance?**

Yes, an AML risk assessment template can assist with regulatory compliance by providing a clear framework for identifying and mitigating risks, which can be documented and presented during audits or regulatory reviews.

## **What software features can enhance the use of an AML risk assessment template in Excel?**

Features such as data validation, conditional formatting, pivot tables, and automated calculations can enhance the functionality of an AML risk assessment template in Excel, making it easier to analyze

Find other PDF article:

## Aml Risk Assessment Template Excel

Jan 19, 2025 · [\[REDACTED\] AML \[REDACTED\] AML \[REDACTED\]](#)  
[REDACTED] ...

AML M3

Apr 29, 2023 · AML Anti-Money Laundering




Mar 16, 2022 · Stegmaier [CRISPR Screening](#) [AML](#) [CRISPR](#) [CRISPR](#) [PDX](#) ...

[illegible]

AML 急性白血病 慢性白血病 AML 急性白血病 慢性白血病 ...

Feb 18, 2023 · POINT ...

..... (MDS).....AML.....  
 ...

Jun 11, 2018 ·   
   ...

Mar 2, 2025 · 0000000000 (AML) 0000000000000000 iPhone 00000000 AML 0000000000000000

AML -

Jan 19, 2025 · AML

-

AML M3

AML, KYC, SDD, CDD, EDD

Apr 29, 2023 · AML Anti-Money Laundering

Cancer Discov | CRISPR screening AML ...

Mar 16, 2022 · Stegmaier CRISPR Screening AML CRISPR CRISPR PDX 200 AML sgRNAs CRISPR AML

-

...

AML -

AML 2.

-

Feb 18, 2023 · POINT

...

(MDS) AML

-

Jun 11, 2018 · T B (ALL) (AML)

1069030089934 ...

Mar 2, 2025 · (AML) iPhone AML

"Streamline your compliance process with our AML risk assessment template in Excel. Discover how this tool can enhance your risk management today!"

[Back to Home](#)