
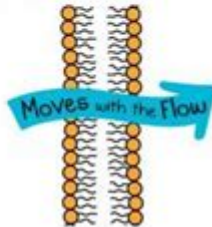


# Amoeba Sisters Prokaryotes And Eukaryotes Answer Key

| AMOEBIA SISTERS: VIDEO RECAP                                                                                                                                                                                                                                                                                                                                                                                                                                                                    |                                                                                                                            | CELL TRANSPORT                                                                                                                                                                                                                                                                                                                                                                                                                                                                                                    |                                                                                    |  |
|-------------------------------------------------------------------------------------------------------------------------------------------------------------------------------------------------------------------------------------------------------------------------------------------------------------------------------------------------------------------------------------------------------------------------------------------------------------------------------------------------|----------------------------------------------------------------------------------------------------------------------------|-------------------------------------------------------------------------------------------------------------------------------------------------------------------------------------------------------------------------------------------------------------------------------------------------------------------------------------------------------------------------------------------------------------------------------------------------------------------------------------------------------------------|------------------------------------------------------------------------------------|--|
| <b>Amoeba Sisters Video Recap: Cell Transport</b>                                                                                                                                                                                                                                                                                                                                                                                                                                               |                                                                                                                            |                                                                                                                                                                                                                                                                                                                                                                                                                                                                                                                   |                                                                                    |  |
| <p>The cell membrane is important for maintaining <b>homeostasis</b>, because it controls what enters and leaves a cell.</p> <p>1. Sketch the <b>phospholipid bilayer</b> of a cell membrane below and label the <b>polar heads</b> and <b>nonpolar tails</b>.</p>                                                                                                                                                                                                                              | <p><b>MAINTAIN WITH THE MEMBRANE</b></p>  | <p>2. What is <b>simple diffusion</b>?</p> <p>_____</p> <p>_____</p> <p>_____</p> <p>3. Circle the statements below that would be TRUE about <b>simple diffusion</b>. HINT: There is more than one!</p> <p>A) It is a form of passive transport.</p> <p>B) Molecules travel with the concentration gradient.</p> <p>C) It is how glucose travels across the cell membrane.</p> <p>D) It is how oxygen and carbon dioxide travel across the membrane.</p> <p>E) This transport is typical for large molecules.</p> |                                                                                    |  |
| <p><b>Moving with the Concentration Gradient</b></p> <p>4. "Moving with the flow" (i.e. going with the concentration gradient) is the direction of flow in passive transport. Show this in the diagram on right by <b>drawing in 10 total circles (to represent molecules)</b>. You must decide a certain amount to place on the left vs. the right side after viewing the arrow indicating the direction of movement. <b>Label the high concentration side and low concentration side.</b></p> |                                                                                                                            |                                                                                                                                                                                                                                                                                                                                                                                                                                                                                                                   |  |  |

**Amoeba Sisters Prokaryotes and Eukaryotes Answer Key** is a handy resource for students and educators looking to deepen their understanding of cellular biology. The Amoeba Sisters are known for their engaging educational videos that simplify complex biological concepts, including the differences between prokaryotic and eukaryotic cells. This article will explore the characteristics of these two types of cells, their key differences, and provide an answer key to common questions related to prokaryotes and eukaryotes as presented by the Amoeba Sisters.

## Understanding Prokaryotes and Eukaryotes

Before delving into the answer key, it is essential to understand what prokaryotes and eukaryotes are. Both are fundamental to the study of biology and represent two domains of life.

### Prokaryotes

Prokaryotes are unicellular organisms that lack a nucleus and other membrane-bound organelles. The two

main groups of prokaryotes are bacteria and archaea. Here are some key characteristics of prokaryotic cells:

- **Cell Structure:** Prokaryotic cells are generally smaller than eukaryotic cells, typically ranging from 0.1 to 5.0 micrometers in diameter. They have a simple structure, consisting of a plasma membrane, cytoplasm, ribosomes, and genetic material (DNA) that is not enclosed within a nucleus.
- **Reproduction:** Prokaryotes reproduce asexually through binary fission, a process where a single cell divides into two identical cells.
- **Genetic Material:** Their DNA is usually circular and is located in a region called the nucleoid. Prokaryotes may also contain plasmids, which are small, circular DNA molecules that can carry additional genes.
- **Metabolism:** Prokaryotes exhibit a wide range of metabolic pathways, allowing them to thrive in various environments. Some are autotrophic (self-feeding), while others are heterotrophic (relying on other organisms for food).

## Eukaryotes

Eukaryotic cells are more complex and can be unicellular or multicellular. They possess a well-defined nucleus and various membrane-bound organelles. Eukaryotes include animals, plants, fungi, and protists. Key features of eukaryotic cells include:

- **Cell Structure:** Eukaryotic cells are generally larger than prokaryotic cells, typically ranging from 10 to 100 micrometers in diameter. They have a complex structure with a nucleus, endoplasmic reticulum, Golgi apparatus, mitochondria, and other organelles.
- **Reproduction:** Eukaryotes can reproduce asexually (through mitosis) or sexually (through meiosis).
- **Genetic Material:** Eukaryotic DNA is linear and organized into chromosomes within the nucleus. Eukaryotic cells also have multiple copies of DNA organized into various organelles.
- **Metabolism:** Eukaryotes have diverse metabolic capabilities, with many plants and some protists being autotrophic, while animals and fungi are primarily heterotrophic.

## Key Differences Between Prokaryotes and Eukaryotes

Understanding the differences between prokaryotic and eukaryotic cells is crucial for grasping the fundamentals of biology. Here's a comparative overview:

| Feature        | Prokaryotes                      | Eukaryotes                             |
|----------------|----------------------------------|----------------------------------------|
| Nucleus        | No nucleus                       | True nucleus present                   |
| Size           | Generally smaller (0.1 - 5.0 μm) | Generally larger (10 - 100 μm)         |
| Cell Structure | Simple (no organelles)           | Complex (membrane-bound organelles)    |
| DNA Structure  | Circular DNA                     | Linear DNA in chromosomes              |
| Reproduction   | Asexual (binary fission)         | Asexual (mitosis) and sexual (meiosis) |

# Amoeba Sisters Prokaryotes and Eukaryotes Answer Key

The Amoeba Sisters provide a variety of questions and answers that help clarify the distinctions and significance of prokaryotic and eukaryotic cells. Here is a summary of common questions and their answers:

**1. What is the primary difference between prokaryotic and eukaryotic cells?**

- Prokaryotic cells lack a nucleus and membrane-bound organelles, while eukaryotic cells have both.

**2. Can prokaryotes be multicellular?**

- No, prokaryotes are always unicellular organisms.

**3. What are examples of eukaryotic organisms?**

- Examples include plants, animals, fungi, and protists.

**4. How do prokaryotes reproduce?**

- Prokaryotes reproduce asexually through binary fission.

**5. What type of DNA do prokaryotes have?**

- Prokaryotes have circular DNA located in the nucleoid region.

**6. What role do ribosomes play in prokaryotic cells?**

- Ribosomes are responsible for protein synthesis in prokaryotic cells.

#### 7. Do eukaryotic cells have a cell wall?

- Some eukaryotic cells, like plant cells and fungi, have a cell wall, while animal cells do not.

## Importance of Understanding Prokaryotes and Eukaryotes

Understanding the differences between prokaryotic and eukaryotic cells is critical for several reasons:

1. **Foundational Knowledge:** These concepts form the foundation of cell biology, microbiology, and genetics.
2. **Medical Applications:** Knowledge of prokaryotic cells is essential in fields such as microbiology and medicine, particularly in understanding infections caused by bacteria.
3. **Biotechnology:** Many biotechnological advancements rely on manipulating bacterial cells for applications like gene cloning and production of recombinant proteins.
4. **Evolutionary Biology:** The distinction between these two types of cells highlights the evolutionary relationships among different life forms on Earth.

## Conclusion

In summary, the **Amoeba Sisters Prokaryotes and Eukaryotes Answer Key** serves as an invaluable resource for students looking to solidify their understanding of cell biology. By comprehensively exploring the characteristics, differences, and significance of prokaryotic and eukaryotic cells, learners can appreciate the complexity of life at the cellular level. Whether preparing for exams or simply seeking to enhance their knowledge, engaging with the content provided by the Amoeba Sisters can inspire a deeper interest in the fascinating world of biology.

## Frequently Asked Questions

### What are the main differences between prokaryotes and eukaryotes?

Prokaryotes are unicellular organisms that lack a nucleus and membrane-bound organelles, while

eukaryotes can be unicellular or multicellular and have a defined nucleus and organelles.

## **Can you give examples of prokaryotic and eukaryotic organisms?**

Examples of prokaryotic organisms include bacteria and archaea. Eukaryotic organisms include plants, animals, fungi, and protists.

## **What is the size difference between prokaryotic and eukaryotic cells?**

Prokaryotic cells are generally smaller, typically ranging from 0.1 to 5.0 micrometers, while eukaryotic cells are larger, usually between 10 to 100 micrometers.

## **How do prokaryotes reproduce?**

Prokaryotes primarily reproduce asexually through a process called binary fission, where one cell divides into two identical cells.

## **What is a defining feature of eukaryotic cell structure?**

A defining feature of eukaryotic cells is the presence of a nucleus, which houses the cell's DNA and is surrounded by a nuclear membrane.

## **How do prokaryotes and eukaryotes differ in their genetic material?**

Prokaryotes usually have a single circular chromosome located in the nucleoid region, whereas eukaryotes have multiple linear chromosomes contained within the nucleus.

## **What role do ribosomes play in prokaryotic and eukaryotic cells?**

Ribosomes are essential for protein synthesis in both prokaryotic and eukaryotic cells, but they differ in size; prokaryotic ribosomes are smaller (70S) compared to eukaryotic ribosomes (80S).

## **Why are prokaryotes considered essential for ecosystems?**

Prokaryotes play critical roles in ecosystems by participating in nutrient cycling, decomposition, and forming symbiotic relationships, which are vital for the health of the environment.







Find other PDF article:

<https://soc.up.edu.ph/36-tag/Book?ID=Hua97-5967&title=knowing-god-by-ji-packer.pdf>

## **Amoeba Sisters Prokaryotes And Eukaryotes Answer**

## Key

□□□ - □□

Apr 24, 2020 ·  Amoeba                                                                                                                                    

**Distinguish between 1) Nutrition in Amoeba and Paramecium.**

Jun 29, 2016 · There are two very simple animals namely amoeba and paramecium. They are made up of single cell and so known as unicellular animals. So, all the 5 processes of nutrition ...

**Draw a neat and clean diagram of Amoeba showing the correct**

Apr 17, 2020 · The Amoeba is one of the organism that are photosynthetic and parasitic in nature.  
Explanation: Amoeba is one of the organism that is responsible for causing diarrhoea and ...

### *Explain the nutrition in amoeba - Brainly*

Jul 12, 2024 · - amoeba is a single cell organism in which the food is taken in by the entire surface. - Amoeba takes in food using temporary fingerlike extensions of the cell surface ...

**19. assertion : egestion in amoeba takes place through a ...**

Dec 28, 2023 · Find an answer to your question 19. assertion : egestion in amoeba takes place through a permanent membrane present in them. reason : cilia is absent in amoeba

*write one similarity and one difference between the nutrition in ...*

Jun 25, 2023 · Answer Similarity:- the digestive juice in amoeba and secreted into food vacuole and is human beings the digestive juice and secreted in a stomach and a small intestine. then ...

## 6 differences between spirogyra and amoeba - Brainly.in

Jan 24, 2024 · Answer: Spirogyra undergoes kingdom Plantae while Amoeba undergoes kingdom Animalia. Spirogyra is autotrophic while amoeba is heterotrophic. Spirogyra do photosynthesis ...

**7.Explain with the help of neat and well labelled diagram the**

Jun 20, 2024 · Amoeba, a single-celled organism, obtains its nutrition through a process called holozoic nutrition. Here's a breakdown of the different steps involved, illustrated with a neat ...

**Explain with the help of neat and well labelled diagram the steps ...**

Jun 15, 2018 · Amoeba follows holozoic mode of nutrition in which the solid food particles are ingested which are then acted upon by enzymes and digested. Amoeba engulfs food by ...

Assertion: Amoeba follow holozoic mode of nutrition.

Dec 31, 2024 · Amoeba is actually a heterotroph that feeds on bacteria, algae, and other small organisms, but it is not strictly omnivorous. A more accurate reason would be: "Amoeba ...

000 - 00

Apr 24, 2020 · [Amoeba](#) ...

**Distinguish between 1) Nutrition in Amoeba and Paramecium.**

Jun 29, 2016 · There are two very simple animals namely amoeba and paramecium. They are made up of single cell and so known as unicellular animals. So, all the 5 processes of nutrition ...

## **Draw a neat and clean diagram of Amoeba showing the correct**

Apr 17, 2020 · The Amoeba is one of the organism that are photosynthetic and parasitic in nature.  
Explanation: Amoeba is one of the organism that is responsible for causing diarrhoea and ...

### Explain the nutrition in amoeba - Brainly

Jul 12, 2024 · - amoeba is a single cell organism in which the food is taken in by the entire surface. - Amoeba takes in food using temporary fingerlike extensions of the cell surface called ...

### 19. assertion : egestion in amoeba takes place through a ...

Dec 28, 2023 · Find an answer to your question 19. assertion : egestion in amoeba takes place through a permanent membrane present in them. reason : cilia is absent in amoeba

### *write one similarity and one difference between the nutrition in ...*

Jun 25, 2023 · Answer Similarity:- the digestive juice in amoeba and secreted into food vacuole and is human beings the digestive juice and secreted in a stomach and a small intestine. then ...

### 6 differences between spirogyra and amoeba - Brainly.in

Jan 24, 2024 · Answer: Spirogyra undergoes kingdom Plantae while Amoeba undergoes kingdom Animalia. Spirogyra is autotrophic while amoeba is heterotrophic. Spirogyra do photosynthesis ...

### *7.Explain with the help of neat and well labelled diagram the*

Jun 20, 2024 · Amoeba, a single-celled organism, obtains its nutrition through a process called holozoic nutrition. Here's a breakdown of the different steps involved, illustrated with a neat and ...

### *Explain with the help of neat and well labilled diagram the steps ...*

Jun 15, 2018 · Amoeba follows holozoic mode of nutrition in which the solid food particles are ingested which are then acted upon by enzymes and digested.Amoeba engulfs food by ...

### Assertion: Amoeba follow holozoic mode of nutrition.

Dec 31, 2024 · Amoeba is actually a heterotroph that feeds on bacteria, algae, and other small organisms, but it is not strictly omnivorous. A more accurate reason would be: "Amoeba follows ...

Unlock the mysteries of prokaryotes and eukaryotes with the Amoeba Sisters answer key. Learn more about their differences and classifications today!

[Back to Home](#)