



Amoeba Sisters Photosynthesis And Cellular Respiration Worksheet Answers

AMOEBAS SISTERS: VIDEO RECAP PHOTOSYNTHESIS AND CELLULAR RESPIRATION COMPARISON

Amoeba Sisters Video Recap: "Photosynthesis and Cellular Respiration"

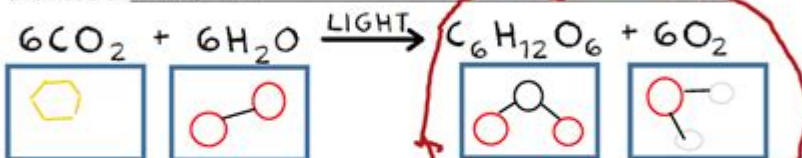
NOTE: This recap compares two Amoeba Sisters videos: photosynthesis and cellular respiration.

<p>1. In photosynthesis, what are the two major reactions that take place?</p> <p>the light-dependent reactions and the Calvin cycle</p>	<p>2. Where do each of these reactions take place?</p> <p>The Chloroplast</p> <p>Stroma</p>
<p>Cooking with Photosynthesis!</p> 	
<p>3. In aerobic cellular respiration, what three major steps are involved?</p> <p>glycolysis,</p> <p>the citric acid cycle,</p> <p>oxidative phosphorylation.</p>	<p>4. Where do each of these three major steps take place (for eukaryotes)?</p> <p>mitochondria</p> <p>cytoplasm</p> <p>prokaryotes</p>

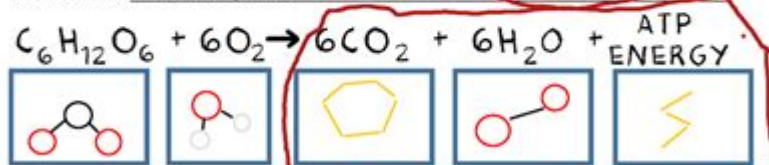
Formula Illustrations

For the following formulas, (1) determine whether the formula is photosynthesis or cellular respiration, (2) circle the products, and (3) creatively illustrate each reactant or product in the box underneath.

5. Formula is for: Photosynthesis



6. Formula is for: Cellular Respiration



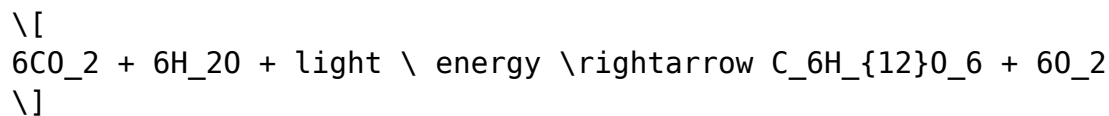
Amoeba Sisters photosynthesis and cellular respiration worksheet answers are essential for students seeking to understand the fundamental concepts of these two crucial biological processes. The Amoeba Sisters, a popular educational resource, provide engaging videos and materials that simplify complex scientific topics. This article will delve into the processes of photosynthesis and cellular respiration, explaining their significance, the interconnection between them, and how the Amoeba Sisters' worksheets can enhance learning.

Understanding Photosynthesis

Photosynthesis is the process by which green plants, algae, and some bacteria convert light energy into chemical energy stored in glucose. This process is vital for life on Earth, as it is the primary source of energy for nearly all living organisms.

The Photosynthesis Equation

The general equation for photosynthesis can be represented as:



This equation shows that carbon dioxide and water, in the presence of light energy, are converted into glucose and oxygen.

Stages of Photosynthesis

Photosynthesis occurs in two main stages:

- 1. Light-dependent Reactions:** These reactions take place in the thylakoid membranes of chloroplasts, where sunlight is captured and converted into energy in the form of ATP and NADPH. Water is split, releasing oxygen as a byproduct.
- 2. Calvin Cycle (Light-independent Reactions):** This cycle occurs in the stroma of chloroplasts, where ATP and NADPH produced in the light-dependent reactions are used to convert carbon dioxide into glucose.

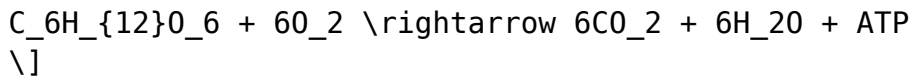
Understanding Cellular Respiration

Cellular respiration is the process by which cells convert glucose and oxygen into energy, carbon dioxide, and water. This energy is stored in the form of ATP, which powers various cellular activities.

The Cellular Respiration Equation

The overall equation for cellular respiration can be summarized as:





This equation indicates that glucose and oxygen are transformed into carbon dioxide, water, and energy.

Stages of Cellular Respiration

Cellular respiration involves three main stages:

1. **Glycolysis:** This process occurs in the cytoplasm, where glucose is broken down into pyruvate, producing a small amount of ATP and NADH.
2. **Krebs Cycle:** Also known as the citric acid cycle, this stage takes place in the mitochondria. Pyruvate is further broken down, releasing carbon dioxide and transferring energy to electron carriers.
3. **Electron Transport Chain (ETC):** This final stage occurs in the inner mitochondrial membrane. Electrons from NADH and FADH₂ are transferred through a series of proteins, ultimately producing a large amount of ATP and water.

The Interconnection Between Photosynthesis and Cellular Respiration

Photosynthesis and cellular respiration are interconnected processes that play a crucial role in the energy cycle of ecosystems. Here's how they relate to each other:

- **Energy Flow:** Photosynthesis captures energy from sunlight and stores it in glucose, while cellular respiration releases that energy for use by cells.
- **Reactants and Products:** The products of photosynthesis (glucose and oxygen) are the reactants for cellular respiration, and the products of cellular respiration (carbon dioxide and water) are the reactants for photosynthesis.

This cyclical relationship ensures that energy flows through ecosystems, supporting life forms from plants to animals.

Amoeba Sisters Worksheets: Enhancing Learning

The Amoeba Sisters provide worksheets and resources that help students understand and apply the concepts of photosynthesis and cellular respiration. These worksheets typically include a variety of exercises, such as:

- **Diagrams and Labeling:** Students may be asked to label diagrams of

chloroplasts and mitochondria, illustrating where photosynthesis and cellular respiration occur.

- **Matching Terms:** Worksheets often feature matching exercises where students connect terms related to the processes, such as "ATP," "chlorophyll," and "glycolysis."
- **Short Answer Questions:** Students might complete questions that require them to explain the significance of each process or describe their stages.
- **True/False Statements:** These statements can help reinforce key concepts, encouraging students to think critically about their understanding.

Benefits of Using Amoeba Sisters Worksheets

Utilizing worksheets from the Amoeba Sisters offers several advantages for students:

1. **Engaging Format:** The worksheets are designed to be visually appealing and interactive, making learning more enjoyable.
2. **Simplified Explanations:** The Amoeba Sisters break down complex topics into manageable parts, ensuring that students grasp the fundamental concepts.
3. **Self-Assessment:** Worksheets often include answer keys, allowing students to check their understanding and identify areas that need further review.
4. **Reinforcement of Learning:** By applying concepts through worksheets, students solidify their knowledge and enhance retention.

Common Questions and Answers from Amoeba Sisters Worksheets

To further assist with understanding, here are some common questions and their answers that students might encounter in Amoeba Sisters worksheets regarding photosynthesis and cellular respiration:

1. **What is the main function of photosynthesis?**

The main function of photosynthesis is to convert light energy into chemical energy stored in glucose, which serves as food for plants and as energy for other organisms.

- 2.

Where do photosynthesis and cellular respiration occur in the cell?

Photosynthesis occurs in the chloroplasts of plant cells, while cellular respiration occurs in the mitochondria of both plant and animal cells.

3.

What are the byproducts of cellular respiration?

The byproducts of cellular respiration are carbon dioxide and water.

4.

How do plants utilize cellular respiration?

Plants use cellular respiration to break down glucose produced during photosynthesis, releasing energy for growth, reproduction, and other vital processes.

5.

Why is the relationship between photosynthesis and cellular respiration important?

The relationship between photosynthesis and cellular respiration is essential as it forms a cycle that supports life on Earth, allowing energy to flow through ecosystems.

Conclusion

The Amoeba Sisters photosynthesis and cellular respiration worksheet answers serve as valuable tools for students and educators alike. By understanding these processes, students gain insight into the mechanisms that sustain life on Earth. The interplay between photosynthesis and cellular respiration highlights the intricate balance of energy flow in ecosystems, emphasizing the importance of these biological processes. Utilizing resources like the Amoeba Sisters can enhance comprehension and foster a deeper appreciation for the wonders of biology.

Frequently Asked Questions

What is the main purpose of photosynthesis as covered in the Amoeba Sisters worksheet?

The main purpose of photosynthesis is to convert light energy into chemical energy stored in glucose, which plants use for growth and energy.

What are the two main stages of photosynthesis mentioned in the Amoeba Sisters content?

The two main stages of photosynthesis are the light-dependent reactions and the light-independent reactions (Calvin cycle).

How does cellular respiration differ from photosynthesis according to the Amoeba Sisters worksheet?

Cellular respiration is the process by which cells break down glucose in the presence of oxygen to produce ATP, while photosynthesis converts light energy into glucose.

What are the end products of cellular respiration as explained in the worksheet?

The end products of cellular respiration are carbon dioxide, water, and ATP (energy).

Why is chlorophyll important in photosynthesis based on the Amoeba Sisters material?

Chlorophyll is important because it absorbs light energy, primarily in the blue and red wavelengths, which is essential for the photosynthesis process.

Which organisms perform photosynthesis and cellular respiration as outlined in the worksheet?

Plants, algae, and some bacteria perform photosynthesis, while all living organisms, including plants and animals, perform cellular respiration.

What role do mitochondria play in cellular respiration according to the Amoeba Sisters worksheet?

Mitochondria are known as the powerhouses of the cell because they are where cellular respiration occurs, producing ATP from glucose.

What is the significance of the equation for photosynthesis presented in the worksheet?

The significance of the photosynthesis equation ($6\text{CO}_2 + 6\text{H}_2\text{O} + \text{light energy} \rightarrow \text{C}_6\text{H}_{12}\text{O}_6 + 6\text{O}_2$) highlights the transformation of carbon dioxide and water into glucose and oxygen, illustrating the process of energy conversion.

How do the processes of photosynthesis and cellular respiration relate to each other?

Photosynthesis and cellular respiration are interconnected processes; the products of photosynthesis (glucose and oxygen) are the reactants for cellular respiration, while the products of cellular respiration (carbon dioxide and water) are used in photosynthesis.

What types of energy transformations occur during photosynthesis and cellular respiration as described by the Amoeba Sisters?

During photosynthesis, light energy is transformed into chemical energy (glucose), while in cellular respiration, chemical energy in glucose is converted into usable energy (ATP).

Find other PDF article:

<https://soc.up.edu.ph/64-frame/Book?trackid=UVm02-7171&title=va-approved-peer-support-specialist-training.pdf>

Amoeba Sisters Photosynthesis And Cellular Respiration Worksheet Answers

$$\square\square\square - \square\square$$

Apr 24, 2020 · Amoeba ...

Distinguish between 1) Nutrition in Amoeba and Paramecium.

Jun 29, 2016 · There are two very simple animals namely amoeba and paramecium. They are made up of single cell and so known as unicellular animals. So, all the 5 processes of nutrition ...

Draw a neat and clean diagram of Amoeba showing the correct

Apr 17, 2020 · The Amoeba is one of the organism that are photosynthetic and parasitic in nature.
Explanation: Amoeba is one of the organism that is responsible for causing diarrhoea and ...

Explain the nutrition in amoeba - Brainly

Jul 12, 2024 · - amoeba is a single cell organism in which the food is taken in by the entire surface. - Amoeba takes in food using temporary fingerlike extensions of the cell surface ...

19. assertion : egestion in amoeba takes place through a ...

Dec 28, 2023 · Find an answer to your question 19. assertion : egestion in amoeba takes place through a permanent membrane present in them. reason : cilia is absent in amoeba

write one similarity and one difference between the nutrition in ...

6 differences between spirogyra and amoeba - Brainly.in

7.Explain with the help of neat and well labelled diagram the

Explain with the help of neat and well labelled diagram the steps ...

Assertion: Amoeba follow holozoic mode of nutrition.

Page -

Distinguish between 1) Nutrition in Amoeba and Paramecium.

Draw a neat and clean diagram of Amoeba showing the correct

Explain the nutrition in amoeba - Brainly

19. assertion : egestion in amoeba takes place through a ...

write one similarity and one difference between the nutrition in ...

6 differences between spirogyra and amoeba - Brainly.in

7.Explain with the help of neat and well labelled diagram the

Jun 20, 2024 · Amoeba, a single-celled organism, obtains its nutrition through a process called holozoic nutrition. Here's a breakdown of the different steps involved, illustrated with a neat ...

Explain with the help of neat and well labilled diagram the steps ...

Jun 15, 2018 · Amoeba follows holozoic mode of nutrition in which the solid food particles are ingested which are then acted upon by enzymes and digested. Amoeba engulfs food by ...

Assertion: Amoeba follow holozoic mode of nutrition.

Dec 31, 2024 · Amoeba is actually a heterotroph that feeds on bacteria, algae, and other small organisms, but it is not strictly omnivorous. A more accurate reason would be: "Amoeba ...

Unlock the secrets of the Amoeba Sisters photosynthesis and cellular respiration worksheet answers. Discover how these processes work! Learn more now!

[Back to Home](#)