




# Amoeba Sisters Photosynthesis And Cellular Respiration Worksheet

## AMOEBAS SISTERS: VIDEO RECAP PHOTOSYNTHESIS AND CELLULAR RESPIRATION COMPARISON

### Amoeba Sisters Video Recap: "Photosynthesis and Cellular Respiration"

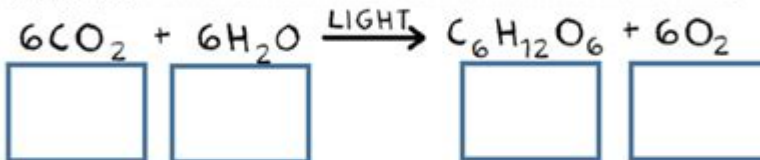
NOTE: This recap compares two Amoeba Sisters videos: photosynthesis and cellular respiration.

<p>1. In photosynthesis, what are the two major reactions that take place?</p> <p>_____</p> <p>_____</p> <p><b>Cooking with Photosynthesis!</b></p> 	<p>2. Where do each of these reactions take place?</p> <p>• _____</p> <p>• _____</p> 
<p>3. In aerobic cellular respiration, what three major steps are involved?</p> <p>_____</p> <p>_____</p> <p>_____</p>	<p>4. Where do each of these three major steps take place (for eukaryotes)?</p> <p>• _____</p> <p>• _____</p> <p>• _____</p> 

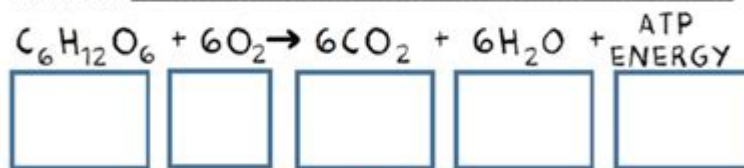
### Formula Illustrations

For the following formulas, (1) determine whether the formula is photosynthesis or cellular respiration, (2) circle the products, and (3) creatively illustrate each reactant or product in the box underneath.

5. Formula is for: \_\_\_\_\_



6. Formula is for: \_\_\_\_\_



All Rights Reserved - Amoeba Sisters ©

AMOEBAS SISTERS PHOTOSYNTHESIS AND CELLULAR RESPIRATION WORKSHEET IS AN EDUCATIONAL RESOURCE DESIGNED TO HELP STUDENTS UNDERSTAND THE FOUNDATIONAL CONCEPTS OF TWO VITAL BIOLOGICAL PROCESSES: PHOTOSYNTHESIS AND CELLULAR RESPIRATION. THESE PROCESSES ARE CRUCIAL FOR LIFE ON EARTH, AS THEY ARE RESPONSIBLE FOR ENERGY TRANSFORMATION AND THE CYCLING OF MATTER. THE AMOEBAS SISTERS, KNOWN FOR THEIR ENGAGING AND ACCESSIBLE SCIENCE VIDEOS, HAVE CREATED A WORKSHEET THAT COMPLEMENTS THEIR INSTRUCTIONAL MATERIALS, MAKING THE LEARNING EXPERIENCE BOTH INFORMATIVE AND ENJOYABLE. THIS ARTICLE DELVES INTO THE KEY CONCEPTS COVERED IN THE WORKSHEET, THE SIGNIFICANCE OF PHOTOSYNTHESIS AND CELLULAR RESPIRATION, AND HOW THE AMOEBAS SISTERS' APPROACH AIDS IN COMPREHENSION.

# UNDERSTANDING PHOTOSYNTHESIS

PHOTOSYNTHESIS IS THE PROCESS BY WHICH GREEN PLANTS, ALGAE, AND SOME BACTERIA CONVERT LIGHT ENERGY INTO CHEMICAL ENERGY, SPECIFICALLY GLUCOSE. IT OCCURS PRIMARILY IN THE CHLOROPLASTS OF PLANT CELLS AND INVOLVES SEVERAL KEY COMPONENTS AND STAGES.

## THE PHOTOSYNTHESIS EQUATION

THE GENERAL EQUATION FOR PHOTOSYNTHESIS CAN BE SUMMARIZED AS FOLLOWS:



- REACTANTS:
  - CARBON DIOXIDE ( $\text{CO}_2$ ): ABSORBED FROM THE ATMOSPHERE.
  - WATER ( $\text{H}_2\text{O}$ ): TAKEN UP BY THE ROOTS FROM THE SOIL.
  - LIGHT ENERGY: USUALLY FROM THE SUN, CAPTURED BY CHLOROPHYLL.
- PRODUCTS:
  - GLUCOSE ( $\text{C}_6\text{H}_{12}\text{O}_6$ ): A SIMPLE SUGAR THAT SERVES AS AN ENERGY SOURCE FOR PLANTS AND OTHER ORGANISMS.
  - OXYGEN ( $\text{O}_2$ ): RELEASED AS A BYPRODUCT, ESSENTIAL FOR THE SURVIVAL OF AEROBIC ORGANISMS.

## STAGES OF PHOTOSYNTHESIS

PHOTOSYNTHESIS CONSISTS OF TWO MAIN STAGES: THE LIGHT-DEPENDENT REACTIONS AND THE LIGHT-INDEPENDENT REACTIONS (CALVIN CYCLE).

1. LIGHT-DEPENDENT REACTIONS:
  - LOCATION: THYLAKOID MEMBRANES OF CHLOROPLASTS.
  - FUNCTION: CAPTURE LIGHT ENERGY AND CONVERT IT INTO CHEMICAL ENERGY (ATP AND NADPH).
  - PROCESS:
    - ABSORPTION OF LIGHT BY CHLOROPHYLL.
    - WATER MOLECULES ARE SPLIT (PHOTOLYSIS), RELEASING OXYGEN.
    - ENERGY FROM ELECTRONS GENERATED IS USED TO CREATE ATP AND NADPH.
2. CALVIN CYCLE (LIGHT-INDEPENDENT REACTIONS):
  - LOCATION: STROMA OF CHLOROPLASTS.
  - FUNCTION: USE ATP AND NADPH TO CONVERT CARBON DIOXIDE INTO GLUCOSE.
  - PROCESS:
    - CARBON FIXATION:  $\text{CO}_2$  IS ATTACHED TO A 5-CARBON SUGAR (RIBULOSE BISPHOSPHATE).
    - CONVERSION OF 3-PHOSPHOGLYCERATE INTO G3P.
    - REGENERATION OF RIBULOSE BISPHOSPHATE TO CONTINUE THE CYCLE.

# UNDERSTANDING CELLULAR RESPIRATION

CELLULAR RESPIRATION IS THE PROCESS BY WHICH CELLS CONVERT GLUCOSE AND OXYGEN INTO ENERGY (ATP), CARBON DIOXIDE, AND WATER. THIS PROCESS IS ESSENTIAL FOR ALL LIVING ORGANISMS AS IT PROVIDES THE ENERGY REQUIRED FOR CELLULAR FUNCTIONS.

# THE CELLULAR RESPIRATION EQUATION

THE OVERALL EQUATION FOR CELLULAR RESPIRATION CAN BE REPRESENTED AS:



- REACTANTS:
  - GLUCOSE ( $\text{C}_6\text{H}_{12}\text{O}_6$ ): DERIVED FROM PHOTOSYNTHESIS OR CONSUMED IN FOOD.
  - OXYGEN ( $\text{O}_2$ ): REQUIRED FOR AEROBIC RESPIRATION.
- PRODUCTS:
  - CARBON DIOXIDE ( $\text{CO}_2$ ): RELEASED AS A WASTE PRODUCT.
  - WATER ( $\text{H}_2\text{O}$ ): ALSO RELEASED, IMPORTANT FOR MAINTAINING CELLULAR HOMEOSTASIS.
  - ATP: THE ENERGY CURRENCY OF THE CELL.

## STAGES OF CELLULAR RESPIRATION

CELLULAR RESPIRATION CAN BE DIVIDED INTO THREE MAIN STAGES: GLYCOLYSIS, THE KREBS CYCLE (CITRIC ACID CYCLE), AND THE ELECTRON TRANSPORT CHAIN.

1. GLYCOLYSIS:
  - LOCATION: CYTOPLASM.
  - FUNCTION: BREAK DOWN GLUCOSE INTO PYRUVATE.
  - PROCESS:
    - GLUCOSE IS PHOSPHORYLATED AND SPLIT INTO TWO MOLECULES OF PYRUVATE.
    - PRODUCES A NET GAIN OF 2 ATP AND 2 NADH.
2. KREBS CYCLE:
  - LOCATION: MITOCHONDRIAL MATRIX.
  - FUNCTION: FURTHER OXIDIZE PYRUVATE TO PRODUCE ELECTRON CARRIERS.
  - PROCESS:
    - EACH PYRUVATE IS CONVERTED INTO ACETYL-CoA AND ENTERS THE KREBS CYCLE.
    - PRODUCES 2 ATP, 6 NADH, AND 2  $\text{FADH}_2$  FOR EACH GLUCOSE MOLECULE.
3. ELECTRON TRANSPORT CHAIN (ETC):
  - LOCATION: INNER MITOCHONDRIAL MEMBRANE.
  - FUNCTION: GENERATE ATP THROUGH OXIDATIVE PHOSPHORYLATION.
  - PROCESS:
    - NADH AND  $\text{FADH}_2$  DONATE ELECTRONS TO THE ETC.
    - FLOW OF ELECTRONS CREATES A PROTON GRADIENT, DRIVING ATP SYNTHESIS.
    - OXYGEN SERVES AS THE FINAL ELECTRON ACCEPTOR, FORMING WATER.

## THE RELATIONSHIP BETWEEN PHOTOSYNTHESIS AND CELLULAR RESPIRATION

PHOTOSYNTHESIS AND CELLULAR RESPIRATION ARE INTERCONNECTED PROCESSES THAT FORM A BIOLOGICAL CYCLE.

- INTERDEPENDENCE:
  - THE PRODUCTS OF PHOTOSYNTHESIS (GLUCOSE AND OXYGEN) ARE THE REACTANTS FOR CELLULAR RESPIRATION.
  - THE PRODUCTS OF CELLULAR RESPIRATION (CARBON DIOXIDE AND WATER) ARE THE REACTANTS FOR PHOTOSYNTHESIS.
- ENERGY FLOW:
  - PHOTOSYNTHESIS CAPTURES ENERGY FROM SUNLIGHT AND STORES IT IN GLUCOSE.
  - CELLULAR RESPIRATION RELEASES THAT STORED ENERGY FOR CELLULAR ACTIVITIES.

# AMOEBA SISTERS APPROACH TO LEARNING

THE AMOEBA SISTERS UTILIZE A UNIQUE APPROACH TO TEACHING COMPLEX SCIENTIFIC CONCEPTS BY INCORPORATING ENGAGING VISUALS, ANIMATIONS, AND RELATABLE EXPLANATIONS. THEIR WORKSHEETS COMPLEMENT THEIR VIDEOS, REINFORCING THE MATERIAL IN A STRUCTURED MANNER.

## FEATURES OF THE WORKSHEET

### 1. VISUAL AIDS:

- DIAGRAMS ILLUSTRATING THE PROCESSES OF PHOTOSYNTHESIS AND CELLULAR RESPIRATION.
- FLOWCHARTS THAT HELP STUDENTS UNDERSTAND THE SEQUENCE OF REACTIONS.

### 2. INTERACTIVE QUESTIONS:

- FILL-IN-THE-BLANK SECTIONS FOR KEY TERMS AND CONCEPTS.
- MULTIPLE-CHOICE QUESTIONS TO TEST COMPREHENSION.

### 3. REAL-WORLD APPLICATIONS:

- EXAMPLES DEMONSTRATING THE IMPORTANCE OF THESE PROCESSES IN ECOSYSTEMS.
- DISCUSSIONS ON HOW HUMAN ACTIVITIES IMPACT PHOTOSYNTHESIS AND RESPIRATION.

### 4. CRITICAL THINKING EXERCISES:

- PROMPTS THAT ENCOURAGE STUDENTS TO ANALYZE AND CONNECT CONCEPTS.
- SCENARIOS THAT CHALLENGE STUDENTS TO APPLY THEIR KNOWLEDGE TO REAL-LIFE SITUATIONS.

## BENEFITS OF USING THE AMOEBA SISTERS WORKSHEET

- ENHANCED UNDERSTANDING: THE COMBINATION OF VISUAL AND TEXTUAL INFORMATION CATERS TO VARIOUS LEARNING STYLES.
- ENGAGEMENT: THE FUN AND INTERACTIVE NATURE OF THE WORKSHEET KEEPS STUDENTS MOTIVATED.
- ASSESSMENT: THE WORKSHEET PROVIDES A MEANS FOR TEACHERS TO ASSESS STUDENT UNDERSTANDING AND IDENTIFY AREAS NEEDING REINFORCEMENT.

## CONCLUSION

THE AMOEBA SISTERS PHOTOSYNTHESIS AND CELLULAR RESPIRATION WORKSHEET IS A VALUABLE EDUCATIONAL TOOL THAT ENHANCES STUDENTS' UNDERSTANDING OF TWO FUNDAMENTAL BIOLOGICAL PROCESSES. BY BREAKING DOWN COMPLEX CONCEPTS INTO MANAGEABLE PARTS AND PROVIDING ENGAGING ACTIVITIES, THE AMOEBA SISTERS FACILITATE A DEEPER COMPREHENSION OF HOW ENERGY FLOWS THROUGH LIVING SYSTEMS. INTEGRATING THESE PROCESSES INTO THE CURRICULUM IS ESSENTIAL, AS THEY ARE NOT ONLY VITAL FOR INDIVIDUAL ORGANISMS BUT ALSO FOR THE HEALTH OF OUR PLANET. UNDERSTANDING THE INTRICATE RELATIONSHIP BETWEEN PHOTOSYNTHESIS AND CELLULAR RESPIRATION CAN FOSTER A GREATER APPRECIATION FOR THE NATURAL WORLD AND THE IMPORTANCE OF PRESERVING IT FOR FUTURE GENERATIONS.

## FREQUENTLY ASKED QUESTIONS

### WHAT IS THE MAIN PURPOSE OF THE AMOEBA SISTERS PHOTOSYNTHESIS AND CELLULAR RESPIRATION WORKSHEET?

THE WORKSHEET IS DESIGNED TO HELP STUDENTS UNDERSTAND THE PROCESSES OF PHOTOSYNTHESIS AND CELLULAR RESPIRATION, EMPHASIZING THEIR IMPORTANCE IN ENERGY PRODUCTION FOR LIVING ORGANISMS.

## **How do photosynthesis and cellular respiration relate to each other?**

PHOTOSYNTHESIS CONVERTS LIGHT ENERGY INTO CHEMICAL ENERGY IN THE FORM OF GLUCOSE, WHILE CELLULAR RESPIRATION BREAKS DOWN GLUCOSE TO RELEASE ENERGY FOR CELLULAR ACTIVITIES. THEY ARE INTERCONNECTED PROCESSES IN THE ENERGY CYCLE OF ECOSYSTEMS.

## **What are the inputs and outputs of photosynthesis as outlined in the worksheet?**

INPUTS OF PHOTOSYNTHESIS INCLUDE CARBON DIOXIDE, WATER, AND SUNLIGHT, WHILE THE OUTPUTS ARE GLUCOSE AND OXYGEN.

## **What are the key stages of cellular respiration highlighted in the worksheet?**

THE KEY STAGES OF CELLULAR RESPIRATION INCLUDE GLYCOLYSIS, THE KREBS CYCLE, AND THE ELECTRON TRANSPORT CHAIN.

## **What role do chloroplasts play in photosynthesis?**

CHLOROPLASTS ARE THE ORGANELLES WHERE PHOTOSYNTHESIS OCCURS, CONTAINING CHLOROPHYLL THAT CAPTURES SUNLIGHT TO CONVERT CARBON DIOXIDE AND WATER INTO GLUCOSE AND OXYGEN.

## **Why is it important to distinguish between aerobic and anaerobic respiration?**

DISTINGUISHING BETWEEN AEROBIC AND ANAEROBIC RESPIRATION IS IMPORTANT BECAUSE AEROBIC RESPIRATION REQUIRES OXYGEN AND PRODUCES MORE ENERGY, WHILE ANAEROBIC RESPIRATION OCCURS WITHOUT OXYGEN AND GENERATES LESS ENERGY AND DIFFERENT BYPRODUCTS.

## **What educational tools do the Amoeba Sisters provide alongside the worksheet?**

THE AMOEBA SISTERS PROVIDE ANIMATED VIDEOS, QUIZZES, AND ADDITIONAL RESOURCES TO REINFORCE THE CONCEPTS OF PHOTOSYNTHESIS AND CELLULAR RESPIRATION COVERED IN THE WORKSHEET.

## **How can teachers effectively use the Amoeba Sisters worksheet in their lessons?**

TEACHERS CAN USE THE WORKSHEET AS A GUIDED ACTIVITY, FACILITATING DISCUSSIONS, GROUP WORK, OR AS A HOMEWORK ASSIGNMENT TO ASSESS STUDENTS' UNDERSTANDING OF PHOTOSYNTHESIS AND CELLULAR RESPIRATION.

## **What visual aids are included in the Amoeba Sisters worksheet?**

THE WORKSHEET INCLUDES DIAGRAMS, FLOWCHARTS, AND ILLUSTRATIONS THAT DEPICT THE PROCESSES OF PHOTOSYNTHESIS AND CELLULAR RESPIRATION, AIDING VISUAL LEARNERS IN UNDERSTANDING THE CONCEPTS.

## **How does the worksheet address common misconceptions about photosynthesis and cellular respiration?**

THE WORKSHEET ADDRESSES COMMON MISCONCEPTIONS BY PROVIDING CLEAR EXPLANATIONS, EXAMPLES, AND GUIDED QUESTIONS THAT ENCOURAGE CRITICAL THINKING AND CLARIFICATION OF HOW THESE PROCESSES WORK.

Find other PDF article:

<https://soc.up.edu.ph/67-blur/Book?trackid=PXD06-2810&title=winchester-model-121-22-manual.pdf>



Apr 24, 2020 · [Amoeba](#) ...

*Distinguish between 1) Nutrition in Amoeba and Paramecium.*

Jun 29, 2016 · There are two very simple animals namely amoeba and paramecium. They are made up of single cell and so known as unicellular animals. So, all the 5 processes of nutrition ...

*Draw a neat and clean diagram of Amoeba showing the correct*

Apr 17, 2020 · The Amoeba is one of the organism that are photosynthetic and parasitic in nature. Explanation: Amoeba is one of the organism that is responsible for causing diarrhoea and ...

### **Explain the nutrition in amoeba - Brainly**

Jul 12, 2024 · - amoeba is a single cell organism in which the food is taken in by the entire surface. - Amoeba takes in food using temporary fingerlike extensions of the cell surface called ...

19. assertion : egestion in amoeba takes place through a ...

Dec 28, 2023 · Find an answer to your question 19. assertion : egestion in amoeba takes place through a permanent membrane present in them. reason : cilia is absent in amoeba

### **write one similarity and one difference between the nutrition in ...**

Jun 25, 2023 · Answer Similarity:- the digestive juice in amoeba and secreted into food vacuole and is human beings the digestive juice and secreted in a stomach and a small intestine. then ...

6 differences between spirogyra and amoeba - Brainly.in

Jan 24, 2024 · Answer: Spirogyra undergoes kingdom Plantae while Amoeba undergoes kingdom Animalia. Spirogyra is autotrophic while amoeba is heterotrophic. Spirogyra do photosynthesis ...

### **7.Explain with the help of neat and well labelled diagram the**

Jun 20, 2024 · Amoeba, a single-celled organism, obtains its nutrition through a process called holozoic nutrition. Here's a breakdown of the different steps involved, illustrated with a neat ...

Explain with the help of neat and well labilled diagram the steps ...

Jun 15, 2018 · Amoeba follows holozoic mode of nutrition in which the solid food particles are ingested which are then acted upon by enzymes and digested. Amoeba engulfs food by ...

### **Assertion: Amoeba follow holozoic mode of nutrition.**

Dec 31, 2024 · Amoeba is actually a heterotroph that feeds on bacteria, algae, and other small organisms, but it is not strictly omnivorous. A more accurate reason would be: "Amoeba ...

Explore our comprehensive Amoeba Sisters photosynthesis and cellular respiration worksheet! Enhance your understanding of these processes today. Learn more!

[Back to Home](#)