



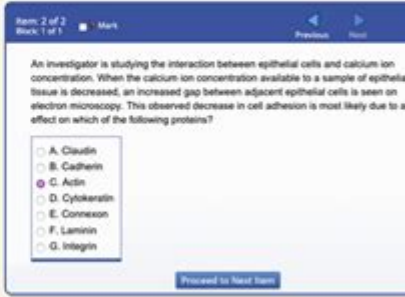


Amboss Self Assessment Step 2

FREE Step 2 Self-Assessment

-  **160 exam-style questions**
-  **3-digit score & report**
-  **Personalized study recommendations**
-  **Additional Step 2 practice questions**



The screenshot shows a question interface with a blue header bar. The question text is: "An investigator is studying the interaction between epithelial cells and calcium ion concentration. When the calcium ion concentration available to a sample of epithelial tissue is decreased, an increased gap between adjacent epithelial cells is seen on electron microscopy. This observed decrease in cell adhesion is most likely due to an effect on which of the following proteins?" Below the question is a list of options: A. Claudin, B. Cadherin, C. Actin, D. Cytokeratin, E. Connexin, F. Laminin, G. Integrin. Option C, Actin, is selected. At the bottom right of the question box is a button that says "Proceed to Next Item".

Amboss Self Assessment Step 2 is an essential tool for medical students and professionals preparing for the United States Medical Licensing Examination (USMLE) Step 2. This online platform provides a comprehensive and interactive way for candidates to assess their knowledge, identify weak areas, and develop effective study strategies. In this article, we will delve into the features, benefits, and strategies for maximizing the effectiveness of the Amboss Self Assessment for Step 2.

Understanding the Amboss Platform

Amboss is an innovative educational resource that combines a vast medical knowledge library with a powerful question bank. Designed specifically for medical students, it offers a unique approach to learning and assessment.

Key Features of Amboss

- Extensive Question Bank:** Amboss provides a large pool of high-quality questions that mimic the format and difficulty of the USMLE Step 2. This allows students to practice in an environment similar to the actual exam.
- Interactive Learning:** The platform integrates learning with self-assessment, enabling students to access detailed explanations, relevant articles, and multimedia resources alongside practice questions.
- Performance Analytics:** Amboss tracks individual performance over time, providing insights into strengths and weaknesses. This feature helps students focus their study efforts more effectively.
- Customizable Assessments:** Users can tailor their self-assessments by selecting specific topics or difficulty levels, allowing for a personalized learning experience.

5. Integrated Study Resources: Amboss links questions to its extensive library, making it easier for students to study relevant material as they practice.

Benefits of Using Amboss Self Assessment Step 2

Utilizing Amboss for self-assessment in preparation for Step 2 offers several advantages:

Enhanced Learning Experience

- Active Recall: Engaging with questions and explanations boosts retention and understanding of material.
- Immediate Feedback: The platform provides instant feedback on performance, allowing students to learn from mistakes right away.

Efficient Study Planning

- Targeted Study Sessions: By identifying weak areas, students can create focused study plans that allocate time effectively.
- Progress Tracking: Continuous performance tracking helps students monitor improvement over time, ensuring they stay on track.

Confidence Building

- Familiarity with Exam Format: Regular practice with Amboss questions helps reduce anxiety and increase familiarity with the exam format.
- Simulated Testing Environment: The self-assessment mimics real exam conditions, which can enhance test-taking skills and time management.

How to Use Amboss Self Assessment Step 2 Effectively

To maximize the benefits of Amboss Self Assessment, consider the following strategies:

1. Set Clear Goals

- Define Objectives: Determine what you hope to achieve with your self-assessment. Are you focusing on specific subjects, or do you want a comprehensive overview?
- Create a Study Timeline: Establish a timeline leading up to your exam date, incorporating regular self-assessment sessions.

2. Familiarize Yourself with the Platform

- Explore Features: Take time to navigate Amboss and understand its features, including the question bank, library, and performance analytics.
- Utilize the Learning Cards: Use Amboss's learning cards for quick reviews of important concepts.

3. Choose the Right Assessment Type

- Tailored Assessments: If you have specific areas of weakness, customize your assessments to focus on those topics.
- Mixed Assessments: For a broader review, opt for mixed-topic assessments to challenge your overall knowledge.

4. Review Explanations Thoroughly

- Understand Mistakes: After completing an assessment, carefully review the explanations for questions you answered incorrectly.
- Revisit Relevant Resources: Use the links to Amboss's library to read up on topics that need reinforcement.

5. Track Your Progress

- Monitor Trends: Use performance analytics to identify trends in your results. Are you improving in certain areas? Are there persistent weaknesses?
- Adjust Study Plans Accordingly: If certain topics remain challenging, adjust your study plan to allocate more time to those areas.

Common Challenges and Solutions

While using Amboss Self Assessment, students may encounter certain challenges. Here are some common issues and suggested solutions:

Challenge 1: Time Management

- Solution: Schedule regular self-assessment sessions into your study routine. Use timers to practice pacing yourself, mimicking real exam conditions.

Challenge 2: Overwhelming Content

- Solution: Break down study material into manageable chunks. Focus on one subject at a time, and gradually incorporate more topics as you build confidence.

Challenge 3: Test Anxiety

- Solution: Practice relaxation techniques such as deep breathing or mindfulness exercises before assessments. Familiarity with the Amboss platform also helps reduce anxiety over time.

Conclusion

Amboss Self Assessment Step 2 is a powerful tool that can significantly enhance your preparation for the USMLE Step 2 exam. By leveraging its features, setting clear goals, and adopting effective study strategies, you can optimize your learning experience, build confidence, and improve your chances of success on exam day. Remember that consistent practice and review are key to mastering the material and achieving your desired score. Good luck with your studies!

Frequently Asked Questions

What is the purpose of the AMBOSS self-assessment for Step 2?

The AMBOSS self-assessment for Step 2 is designed to help medical students evaluate their knowledge and readiness for the USMLE Step 2 exams, identifying strengths and areas for improvement.

How does the AMBOSS self-assessment tool work?

The AMBOSS self-assessment tool includes a series of questions that mimic the format of the USMLE Step 2 exams, providing immediate feedback and detailed explanations for correct and incorrect answers.

Can I access the AMBOSS self-assessment on mobile devices?

Yes, the AMBOSS platform is accessible on both desktop and mobile devices, allowing students to take the self-assessment anytime and anywhere.

What topics are covered in the AMBOSS self-assessment for Step 2?

The self-assessment covers a wide range of topics relevant to Step 2, including internal medicine, surgery, pediatrics, psychiatry, and obstetrics/gynecology.

Is there a fee to use the AMBOSS self-assessment for Step 2?

Access to the AMBOSS self-assessment typically requires a subscription to the AMBOSS platform, which may include a fee depending on the plan chosen.

How can I track my progress using the AMBOSS self-assessment?

AMBOSS provides detailed analytics that allow you to track your performance over time, including scores, strengths, weaknesses, and subject-wise breakdowns.

Are there any recommended study strategies to use alongside the AMBOSS self-assessment?

It is recommended to review the detailed explanations for each question, focus on high-yield topics, and integrate AMBOSS's extensive library of resources for comprehensive exam preparation.

Find other PDF article:

<https://soc.up.edu/ph/44-slide/Book?docid=wes66-4987&title=ohio-river-flood-history.pdf>

[Amboss Self Assessment Step 2](#)

TODOS LOS RECURSOS DISPONIBLES PARA ESTUDIAR PARA EL ...

Mar 10, 2024 · trueAquí tienes un desglose de los recursos para preparar el ENARM con ejemplos y enlaces para su acceso: ### Guía de Estudio ENARM de AMBOSS - ...

AMBOSS for Shelf Exams & MS3? | Student Doctor Network

Jun 28, 2017 · So AMBOSS gave a presentation to our med school today, and from what I gathered, it's designed to be a comprehensive, single resource for MS3, including a Qbank ...

Is AMBOSS worth it? | Student Doctor Network

Mar 9, 2016 · Amboss is REAALLY helpful to explore reasoning and the science behind questions. For my last shelf, psych, I did both Amboss and UWorld, and I will say I relied more ...

Is Amboss worth it? : r/medicalschooll - Reddit

AMBOSS is incredible and I can't recommend it enough. It is first and foremost a database learning resource and a qbank 2nd but it incorporates both in really good ways. While the ...

AMBOSS SA : r/Step2 - Reddit

Amboss SA 228 Lecturio 220 (month ago) Exam in 8 weeks , I felt amboss questions stem are too long and barely enough time

Is Amboss worth it? : r/medicalschooll - Reddit

Dec 10, 2019 · Is Amboss worth it? I am currently in the 5 day trial of amboss, been using it with Anki and doing their questions and reading the learning cards sometimes. I think Amboss is ...

Amboss vs UWorld : r/Step2 - Reddit

Apr 14, 2022 · AMBOSS can be helpful if you can afford a second question bank. I would say the questions are written less similarly to the exam, and can verge on too easy or way out there. ...

Uworld vs AMBOSS for preclinical | Student Doctor Network

Apr 2, 2019 · I know Uworld is the gold standard for step studying but practice questions is how I learn best and I am struggling for preclinical so I want to incorporate qbanks into my studying. I ...

Thoughts on AMBOSS? | Student Doctor Network

Feb 11, 2020 · Feels like everyone else in my MS1 class is purchasing a subscription to AMBOSS. We start on the wards after MS1 year at my school, and take Step1 shortly after ...

Amboss Student Life Membership : r/medicalschooll - Reddit

Nov 17, 2022 · Do you guys think the student life amboss membership is worth \$700? Can't really decide and it's on group discount at my med school. For reference im an M1 Archived post. ...

TODOS LOS RECURSOS DISPONIBLES PARA ESTUDIAR PARA EL ...

Mar 10, 2024 · trueAquí tienes un desglose de los recursos para preparar el ENARM con ejemplos y enlaces para su acceso: ### Guía de Estudio ENARM de AMBOSS - **Descripción**: Lista de ...

AMBOSS for Shelf Exams & MS3? | Student Doctor Network

Jun 28, 2017 · So AMBOSS gave a presentation to our med school today, and from what I gathered, it's designed to be a comprehensive, single resource for MS3, including a Qbank and Library. ...

Is AMBOSS worth it? | Student Doctor Network

Mar 9, 2016 · Amboss is REAALLY helpful to explore reasoning and the science behind questions. For my last shelf, psych, I did both Amboss and UWorld, and I will say I relied more on my ...

Is Amboss worth it? : r/medicalschooll - Reddit

AMBOSS is incredible and I can't recommend it enough. It is first and foremost a database learning resource and a qbank 2nd but it incorporates both in really good ways. While the questions ...

AMBOSS SA : r/Step2 - Reddit

Amboss SA 228 Lecturio 220 (month ago) Exam in 8 weeks , I felt amboss questions stem are too long and barely enough time

Is Amboss worth it? : r/medicalschooll - Reddit

Dec 10, 2019 · Is Amboss worth it? I am currently in the 5 day trial of amboss, been using it with Anki and doing their questions and reading the learning cards sometimes. I think Amboss is really ...

Amboss vs UWorld : r/Step2 - Reddit

Apr 14, 2022 · AMBOSS can be helpful if you can afford a second question bank. I would say the questions are written less similarly to the exam, and can verge on too easy or way out there. ...

Uworld vs AMBOSS for preclinical | Student Doctor Network

Apr 2, 2019 · I know Uworld is the gold standard for step studying but practice questions is how I learn best and I am struggling for preclinical so I want to incorporate qbanks into my studying. I ...

Thoughts on AMBOSS? | Student Doctor Network

Feb 11, 2020 · Feels like everyone else in my MS1 class is purchasing a subscription to AMBOSS. We start on the wards after MS1 year at my school, and take Step1 shortly after finishing ...

[Amboss Student Life Membership : r/medicalschoo - Reddit](#)

Nov 17, 2022 · Do you guys think the student life amboss membership is worth \$700? Can't really decide and it's on group discount at my med school. For reference im an M1 Archived post. New ...

Unlock your potential with AMBOSS self-assessment Step 2! Dive into expert tips and strategies to ace your exam. Learn more for success today!

[Back to Home](#)