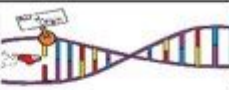





Amoeba Sisters Dna Replication Worksheet

Amoeba Sisters | Video Recap
SUBMIT _____

Final Rule to remember: Narrate the illustrations below to explain the sequence of events occurring in DNA replication.

4.	
5.	
6.	
7.	

8. Label the leading and lagging strands in the last picture. Explain what is meant by the "lagging" strand and why this occurs.

Amoeba Sisters LLC

AMOEBA SISTERS DNA REPLICATION WORKSHEET IS AN EDUCATIONAL RESOURCE DESIGNED TO HELP STUDENTS UNDERSTAND THE COMPLEX PROCESS OF DNA REPLICATION THROUGH ENGAGING ACTIVITIES AND INFORMATIVE CONTENT. THE AMOEBA SISTERS, A POPULAR EDUCATIONAL YOUTUBE CHANNEL, FOCUSES ON BIOLOGY CONCEPTS USING ANIMATED VIDEOS AND WORKSHEETS TO REINFORCE STUDENT LEARNING. THE DNA REPLICATION WORKSHEET IS AN INTEGRAL PART OF THEIR OFFERINGS, PROVIDING A STRUCTURED APPROACH TO GRASPING THE INTRICACIES OF HOW DNA IS COPIED WITHIN CELLS.

UNDERSTANDING DNA REPLICATION

DNA REPLICATION IS A FUNDAMENTAL BIOLOGICAL PROCESS THAT OCCURS IN ALL LIVING ORGANISMS, ALLOWING GENETIC INFORMATION TO BE PASSED FROM ONE GENERATION TO THE NEXT. THE PROCESS IS ESSENTIAL FOR CELL DIVISION, GROWTH, AND REPAIR. UNDERSTANDING THE KEY STEPS AND COMPONENTS OF DNA REPLICATION IS CRUCIAL FOR STUDENTS STUDYING BIOLOGY.

KEY CONCEPTS OF DNA REPLICATION

- 1. SEMI-CONSERVATIVE NATURE:** DURING DNA REPLICATION, EACH NEW DNA MOLECULE CONSISTS OF ONE ORIGINAL STRAND AND ONE NEWLY SYNTHESIZED STRAND. THIS SEMI-CONSERVATIVE MECHANISM ENSURES THAT GENETIC INFORMATION IS ACCURATELY PRESERVED.
- 2. ENZYMES INVOLVED:** SEVERAL KEY ENZYMES PLAY CRITICAL ROLES IN DNA REPLICATION:
 - **HELICASE:** UNWINDS AND SEPARATES THE DOUBLE-STRANDED DNA.
 - **DNA POLYMERASE:** SYNTHESIZES NEW DNA STRANDS BY ADDING NUCLEOTIDES COMPLEMENTARY TO THE TEMPLATE STRAND.
 - **LIGASE:** JOINS OKAZAKI FRAGMENTS ON THE LAGGING STRAND TO CREATE A CONTINUOUS STRAND.
- 3. NUCLEOTIDE PAIRING:** THE DNA STRUCTURE CONSISTS OF FOUR NUCLEOTIDES (ADENINE, THYMINE, CYTOSINE, AND GUANINE), AND PAIRING OCCURS BASED ON SPECIFIC RULES:
 - **ADENINE (A) PAIRS WITH THYMINE (T)**
 - **CYTOSINE (C) PAIRS WITH GUANINE (G)**

STEPS OF DNA REPLICATION

DNA REPLICATION OCCURS IN SEVERAL STEPS:

1. INITIATION: THE REPLICATION PROCESS STARTS AT SPECIFIC SITES CALLED ORIGINS OF REPLICATION. HELICASE UNWINDS THE DNA, CREATING TWO REPLICATION FORKS.
2. ELONGATION: DNA POLYMERASE ADDS NUCLEOTIDES TO THE GROWING NEW STRAND. THE LEADING STRAND IS SYNTHESIZED CONTINUOUSLY, WHILE THE LAGGING STRAND IS SYNTHESIZED IN SHORT SEGMENTS, KNOWN AS OKAZAKI FRAGMENTS.
3. TERMINATION: ONCE THE ENTIRE MOLECULE IS REPLICATED, THE PROCESS CONCLUDES. ANY REMAINING RNA PRIMERS ARE REPLACED WITH DNA, AND THE FRAGMENTS ON THE LAGGING STRAND ARE JOINED TOGETHER BY DNA LIGASE.

AMOEBA SISTERS DNA REPLICATION WORKSHEET OVERVIEW

THE AMOEBA SISTERS DNA REPLICATION WORKSHEET IS DESIGNED TO FACILITATE LEARNING THROUGH A VARIETY OF ACTIVITIES THAT REINFORCE THE CONCEPTS OF DNA REPLICATION. IT TYPICALLY INCLUDES SECTIONS SUCH AS FILL-IN-THE-BLANKS, MATCHING, AND DIAGRAM LABELING.

COMPONENTS OF THE WORKSHEET

1. FILL-IN-THE-BLANKS: THESE SECTIONS ENCOURAGE STUDENTS TO RECALL SPECIFIC TERMS RELATED TO DNA REPLICATION, SUCH AS "HELICASE," "POLYMERASE," AND "NUCLEOTIDES."
2. DIAGRAMS: VISUAL AIDS, INCLUDING DIAGRAMS OF THE DNA DOUBLE HELIX AND REPLICATION FORKS, HELP STUDENTS UNDERSTAND THE SPATIAL RELATIONSHIPS AND PROCESSES INVOLVED IN DNA REPLICATION.
3. MULTIPLE CHOICE QUESTIONS: THESE QUESTIONS ASSESS STUDENTS' UNDERSTANDING OF THE KEY CONCEPTS AND PROCESSES OF DNA REPLICATION.
4. SHORT ANSWER QUESTIONS: STUDENTS MAY BE ASKED TO EXPLAIN SPECIFIC STEPS IN THEIR OWN WORDS, REINFORCING THEIR COMPREHENSION AND ABILITY TO ARTICULATE BIOLOGICAL CONCEPTS.

HOW TO USE THE WORKSHEET EFFECTIVELY

TO MAXIMIZE THE BENEFITS OF THE AMOEBA SISTERS DNA REPLICATION WORKSHEET, STUDENTS CAN FOLLOW THESE STRATEGIES:

1. PRE-WATCHING THE VIDEO: BEFORE TACKLING THE WORKSHEET, STUDENTS SHOULD WATCH THE RELATED AMOEBA SISTERS VIDEO ON DNA REPLICATION. THIS WILL PROVIDE A SOLID FOUNDATION OF KNOWLEDGE.
2. COLLABORATIVE LEARNING: GROUP DISCUSSIONS CAN ENHANCE UNDERSTANDING AS STUDENTS SHARE INSIGHTS AND CLARIFY DOUBTS.
3. SELF-ASSESSMENT: AFTER COMPLETING THE WORKSHEET, STUDENTS SHOULD REVIEW THEIR ANSWERS AND SEEK FEEDBACK FROM TEACHERS OR PEERS TO IDENTIFY AREAS FOR IMPROVEMENT.
4. HANDS-ON ACTIVITIES: INCORPORATING HANDS-ON ACTIVITIES, SUCH AS MODELING DNA STRUCTURE USING COLORED BEADS OR CLAY, CAN DEEPEN COMPREHENSION AND MAKE LEARNING MORE INTERACTIVE.

IMPORTANCE OF UNDERSTANDING DNA REPLICATION

UNDERSTANDING DNA REPLICATION IS CRUCIAL FOR SEVERAL REASONS:

1. FOUNDATION FOR GENETICS: DNA REPLICATION IS THE BASIS FOR INHERITANCE AND GENETIC VARIATION. A SOLID GRASP OF THIS PROCESS IS ESSENTIAL FOR STUDYING GENETICS AND HEREDITY.
2. MEDICAL IMPLICATIONS: MANY DISEASES, INCLUDING CANCER, ARISE FROM ERRORS IN DNA REPLICATION. UNDERSTANDING THESE PROCESSES CAN LEAD TO ADVANCEMENTS IN MEDICAL RESEARCH AND TREATMENT.
3. BIOTECHNOLOGY APPLICATIONS: KNOWLEDGE OF DNA REPLICATION IS FOUNDATIONAL FOR VARIOUS BIOTECHNOLOGICAL APPLICATIONS, SUCH AS CLONING AND GENETIC ENGINEERING.

REAL-WORLD APPLICATIONS

1. **FORENSIC SCIENCE:** DNA REPLICATION TECHNIQUES ARE USED IN FORENSIC SCIENCE TO ANALYZE GENETIC MATERIAL FROM CRIME SCENES.
2. **GENETIC TESTING:** UNDERSTANDING DNA REPLICATION IS VITAL FOR DEVELOPING GENETIC TESTS THAT IDENTIFY HEREDITARY CONDITIONS.
3. **GENE THERAPY:** ADVANCEMENTS IN GENE THERAPY RELY ON THE MANIPULATION OF DNA, MAKING AN UNDERSTANDING OF REPLICATION PROCESSES CRUCIAL FOR DEVELOPING TREATMENTS FOR GENETIC DISORDERS.

CONCLUSION

THE AMOEBA SISTERS DNA REPLICATION WORKSHEET SERVES AS AN INVALUABLE RESOURCE FOR STUDENTS SEEKING TO UNDERSTAND DNA REPLICATION'S INTRICACIES. THROUGH ENGAGING ACTIVITIES AND STRUCTURED CONTENT, STUDENTS CAN GRASP KEY CONCEPTS, ENHANCE THEIR LEARNING, AND PREPARE FOR MORE ADVANCED TOPICS IN BIOLOGY. BY INTEGRATING VISUAL AIDS, COLLABORATIVE DISCUSSIONS, AND HANDS-ON ACTIVITIES, EDUCATORS CAN CREATE A DYNAMIC LEARNING ENVIRONMENT THAT FOSTERS A DEEP UNDERSTANDING OF THIS ESSENTIAL BIOLOGICAL PROCESS. UNDERSTANDING DNA REPLICATION IS NOT ONLY FUNDAMENTAL TO BIOLOGY EDUCATION BUT ALSO HAS FAR-REACHING IMPLICATIONS IN MEDICINE, GENETICS, AND BIOTECHNOLOGY.

FREQUENTLY ASKED QUESTIONS

WHAT ARE THE MAIN CONCEPTS COVERED IN THE AMOEBA SISTERS DNA REPLICATION WORKSHEET?

THE WORKSHEET COVERS KEY CONCEPTS SUCH AS THE STRUCTURE OF DNA, THE PROCESS OF DNA REPLICATION, THE ROLES OF ENZYMES INVOLVED, AND THE SIGNIFICANCE OF SEMI-CONSERVATIVE REPLICATION.

HOW DOES THE AMOEBA SISTERS ANIMATION HELP IN UNDERSTANDING DNA REPLICATION?

THE ANIMATION VISUALLY DEMONSTRATES THE STEPS OF DNA REPLICATION, MAKING COMPLEX PROCESSES EASIER TO UNDERSTAND THROUGH ENGAGING VISUALS AND CLEAR EXPLANATIONS.

WHAT EDUCATIONAL LEVEL IS THE AMOEBA SISTERS DNA REPLICATION WORKSHEET DESIGNED FOR?

THE WORKSHEET IS PRIMARILY DESIGNED FOR MIDDLE SCHOOL TO HIGH SCHOOL STUDENTS STUDYING BIOLOGY.

WHAT TYPES OF ACTIVITIES ARE INCLUDED IN THE AMOEBA SISTERS DNA REPLICATION WORKSHEET?

THE WORKSHEET TYPICALLY INCLUDES FILL-IN-THE-BLANK QUESTIONS, LABELING DIAGRAMS, AND SHORT ANSWER QUESTIONS TO REINFORCE UNDERSTANDING OF DNA REPLICATION.

CAN THE AMOEBA SISTERS DNA REPLICATION WORKSHEET BE USED FOR DISTANCE LEARNING?

YES, THE WORKSHEET IS SUITABLE FOR DISTANCE LEARNING AS IT CAN BE COMPLETED INDEPENDENTLY BY STUDENTS AND IS OFTEN ACCOMPANIED BY ONLINE VIDEOS.

WHAT IS THE SIGNIFICANCE OF UNDERSTANDING DNA REPLICATION IN BIOLOGY?

UNDERSTANDING DNA REPLICATION IS CRUCIAL AS IT IS FUNDAMENTAL TO CELL DIVISION, GENETIC INHERITANCE, AND THE OVERALL FUNCTIONING OF LIVING ORGANISMS.

ARE THERE ANY PREREQUISITES FOR USING THE AMOEBA SISTERS DNA REPLICATION WORKSHEET?

STUDENTS SHOULD HAVE A BASIC UNDERSTANDING OF CELL BIOLOGY AND THE STRUCTURE OF DNA BEFORE USING THE WORKSHEET.

HOW CAN TEACHERS INTEGRATE THE AMOEBA SISTERS DNA REPLICATION WORKSHEET INTO THEIR CURRICULUM?

TEACHERS CAN USE THE WORKSHEET AS A SUPPLEMENTARY RESOURCE DURING LESSONS ON GENETICS, AS A HOMEWORK ASSIGNMENT, OR AS PART OF A REVIEW FOR EXAMS.

WHERE CAN EDUCATORS FIND THE AMOEBA SISTERS DNA REPLICATION WORKSHEET?

THE WORKSHEET CAN BE FOUND ON THE AMOEBA SISTERS WEBSITE, WHICH OFFERS A VARIETY OF EDUCATIONAL RESOURCES FOR BIOLOGY TEACHERS AND STUDENTS.

Find other PDF article:

<https://soc.up.edu.ph/65-proof/Book?docid=iAG51-9748&title=what-is-a-visual-analysis-essay.pdf>

Amoeba Sisters Dna Replication Worksheet

📄 - 📄

Apr 24, 2020 · 📄 Amoeba 📄 Kingdom Amoebozoa 📄

Distinguish between 1) Nutrition in Amoeba and Paramecium.

Jun 29, 2016 · There are two very simple animals namely amoeba and paramecium. They are made up of single cell and so known as unicellular animals. So, all the 5 processes of nutrition are performed by single cell. The mode of nutrition in amoeba is holozoic. They eat tiny or microscopic plants and animals as food which floats in water in which it lives.

Draw a neat and clean diagram of Amoeba showing the correct

Apr 17, 2020 · The Amoeba is one of the organism that are photosynthetic and parasitic in nature. Explanation: Amoeba is one of the organism that is responsible for causing diarrhoea and dysentery in human being. if we describe the cell of the amoeba it has a nucleus which suggest it is a Eukaryotic organism. In addition to this is a vacuole which helps in the story of the food ...

Explain the nutrition in amoeba - Brainly

Jul 12, 2024 · - amoeba is a single cell organism in which the food is taken in by the entire surface. - Amoeba takes in food using temporary fingerlike extensions of the cell surface called pseudopodia which fuse over the food particle forming a food vacuole. - Inside the food vacuole , complex substances are broken down into simpler one, which then diffuse into the cytoplasm. ...

19. assertion : egestion in amoeba takes place through a ...

Dec 28, 2023 · Find an answer to your question 19. assertion : egestion in amoeba takes place through a permanent membrane present in them. reason : cilia is absent in amoeba

write one similarity and one difference between the nutrition in ...

Jun 25, 2023 · Answer Similarity:- the digestive juice in amoeba and secreted into food vacuole and is human beings the digestive juice and secreted in a stomach and a small intestine. then the juice convert complex food into simpler soluble and absorbable substance. Difference:- Amoeba captures the food with help of pseudopodia and engulf it. In human beings food is ...

6 differences between spirogyra and amoeba - Brainly.in

Jan 24, 2024 · Answer: Spirogyra undergoes kingdom Plantae while Amoeba undergoes kingdom Animalia. Spirogyra is autotrophic while amoeba is heterotrophic. Spirogyra do photosynthesis but amoeba do not. Spirogyra has chlorophyll but amoeba do not posses it. Spirogyra reproduces by fragmentation while amoeba reproduces by binary fission. Spirogyra is a multicellular ...

7.Explain with the help of neat and well labelled diagram the

Jun 20, 2024 · Amoeba, a single-celled organism, obtains its nutrition through a process called holozoic nutrition. Here's a breakdown of the different steps involved, illustrated with a neat and well-labeled diagram:

Explain with the help of neat and well labelled diagram the steps ...

Jun 15, 2018 · Amoeba follows holozoic mode of nutrition in which the solid food particles are ingested which are then acted upon by enzymes and digested. Amoeba engulfs food by temporary finger-like projections of its body surface called pseudopodia. When a pseudopodium fuses with the food particle, it forms a food vacuole. Complex substances are broken down into simple ...

Assertion: Amoeba follow holozoic mode of nutrition.

Dec 31, 2024 · Amoeba is actually a heterotroph that feeds on bacteria, algae, and other small organisms, but it is not strictly omnivorous. A more accurate reason would be: "Amoeba follows holozoic mode of nutrition because it ingests and digests solid food particles, such as bacteria and algae, through a process called phagocytosis."

$$\begin{array}{|c|c|c|} \hline & & \\ \hline \end{array} - \begin{array}{|c|c|} \hline & \\ \hline \end{array}$$

Apr 24, 2020 · Amoeba ...

Distinguish between 1) Nutrition in Amoeba and Paramecium.

Jun 29, 2016 · There are two very simple animals namely amoeba and paramecium. They are made up of single cell and so known as unicellular animals. So, all the 5 processes of nutrition ...

Draw a neat and clean diagram of Amoeba showing the correct

Apr 17, 2020 · The Amoeba is one of the organism that are photosynthetic and parasitic in nature.
Explanation: Amoeba is one of the organism that is responsible for causing diarrhoea and ...

Explain the nutrition in amoeba - Brainly

Jul 12, 2024 · - amoeba is a single cell organism in which the food is taken in by the entire surface. - Amoeba takes in food using temporary fingerlike extensions of the cell surface called ...

19. assertion : egestion in amoeba takes place through a ...

Dec 28, 2023 · Find an answer to your question 19. assertion : egestion in amoeba takes place

through a permanent membrane present in them. reason : cilia is absent in amoeba

write one similarity and one difference between the nutrition in ...

Jun 25, 2023 · Answer Similarity:- the digestive juice in amoeba and secreted into food vacuole and is human beings the digestive juice and secreted in a stomach and a small intestine. then ...

6 differences between spirogyra and amoeba - Brainly.in

Jan 24, 2024 · Answer: Spirogyra undergoes kingdom Plantae while Amoeba undergoes kingdom Animalia. Spirogyra is autotrophic while amoeba is heterotrophic. Spirogyra do photosynthesis ...

7.Explain with the help of neat and well labelled diagram the

Jun 20, 2024 · Amoeba, a single-celled organism, obtains its nutrition through a process called holozoic nutrition. Here's a breakdown of the different steps involved, illustrated with a neat and ...

Explain with the help of neat and well labilled diagram the steps ...

Jun 15, 2018 · Amoeba follows holozoic mode of nutrition in which the solid food particles are ingested which are then acted upon by enzymes and digested.Amoeba engulfs food by ...

Assertion: Amoeba follow holozoic mode of nutrition.

Dec 31, 2024 · Amoeba is actually a heterotroph that feeds on bacteria, algae, and other small organisms, but it is not strictly omnivorous. A more accurate reason would be: "Amoeba follows ...

Explore our comprehensive Amoeba Sisters DNA replication worksheet! Enhance your understanding of genetics and cellular processes. Learn more now!

[Back to Home](#)