

Aloha Pos System Training



Aloha POS system training is an essential aspect for businesses that rely on the Aloha Point of Sale (POS) system to streamline their operations. This training equips employees with the necessary knowledge and skills to efficiently operate the system, enhancing customer service and improving overall productivity. In this article, we will delve into the importance of Aloha POS system training, the key components of the training process, and tips for successful implementation.

Understanding Aloha POS System

The Aloha POS system is a comprehensive point-of-sale solution widely used in the restaurant and hospitality industries. It offers a range of features designed to facilitate efficient order processing, inventory management, and customer relationship management. Some of the key functionalities include:

- Order Management: Streamlining order entry and processing.
- Payment Processing: Handling various payment methods securely.
- Reporting and Analytics: Providing insights into sales, inventory levels, and customer preferences.
- Employee Management: Tracking employee hours, tips, and performance metrics.

Given its robust capabilities, proper training on the Aloha POS system is crucial for employees to maximize its potential.

The Importance of Aloha POS System Training

Training employees on the Aloha POS system is critical for multiple reasons:

1. Enhancing Efficiency

With proper training, employees can navigate the system more quickly and efficiently. This not only reduces wait times for customers but also allows staff to manage multiple tasks simultaneously.

2. Improving Customer Experience

A well-trained staff can provide better service, leading to higher customer satisfaction. Knowledgeable employees can handle customer inquiries and issues more effectively, fostering a positive dining experience.

3. Reducing Errors

Inadequate training can lead to mistakes during order entry, payment processing, and inventory management. Comprehensive training minimizes these errors, ensuring accurate billing and inventory control.

4. Streamlining Operations

Understanding the Aloha POS system allows employees to leverage its features fully. From managing reservations to tracking sales trends, trained employees can streamline operations and drive business success.

Key Components of Aloha POS System Training

Aloha POS system training typically consists of several key components designed to provide employees with a thorough understanding of the system.

1. System Overview

The training should start with an overview of the Aloha POS system, including its purpose, features, and benefits. This foundational understanding helps employees appreciate the system's role within the organization.

2. Hands-On Training

Practical, hands-on training is crucial for reinforcing theoretical knowledge. Employees should practice using the system in a controlled environment, simulating real-world scenarios such as:

- Entering orders
- Processing payments
- Modifying orders
- Handling special requests

3. Role-Specific Training

Different employees may have different roles (e.g., servers, cashiers, managers) that require specific training. Role-specific training ensures that each team member understands the functionalities relevant to their position.

4. Troubleshooting and Support

Employees should be trained to troubleshoot common issues that may arise during daily operations. This includes understanding error messages, resolving technical problems, and knowing when to escalate issues to IT support.

5. Reporting and Analytics

Training should also cover how to generate and interpret reports from the Aloha POS system. Employees should learn to analyze sales data, track inventory levels, and identify trends that can inform business decisions.

Methods for Implementing Aloha POS System Training

There are several effective methods for delivering Aloha POS system training to employees. Each method has its advantages and can be used in combination to create a comprehensive training program.

1. Instructor-Led Training

In-person training sessions led by an experienced instructor can provide a structured learning environment. Instructors can address specific questions and demonstrate system features in real-time.

2. Online Training Modules

Digital training resources, such as videos and interactive modules, can be an effective way to deliver training at the employee's pace. This method allows for flexibility and accessibility, enabling

employees to revisit material as needed.

3. Peer Training

Encouraging more experienced employees to train newer staff can foster a collaborative learning environment. Peer training can also help reinforce knowledge and create a sense of team cohesion.

4. Continuous Learning

Aloha POS system training should not be a one-time event. Establishing ongoing training opportunities, such as refresher courses and updates on new features, ensures that employees remain proficient and informed.

Tips for Successful Aloha POS System Training

To ensure that Aloha POS system training is effective and beneficial, consider the following tips:

1. **Assess Training Needs:** Evaluate the current skill levels of employees to tailor the training program accordingly.
2. **Set Clear Objectives:** Define specific learning outcomes for the training to measure its effectiveness.
3. **Encourage Participation:** Foster an interactive learning environment where employees feel comfortable asking questions and engaging in discussions.
4. **Use Real-Life Scenarios:** Incorporate practical examples and real-life scenarios to help employees relate the training to their daily tasks.
5. **Provide Resources:** Make training materials, manuals, and resources easily accessible for employees to reference after training.

Conclusion

In conclusion, **Aloha POS system training** is a vital investment for businesses that utilize this powerful point-of-sale solution. Proper training enhances efficiency, improves customer experiences, reduces errors, and streamlines operations. By focusing on key components such as system overviews, hands-on training, role-specific instruction, troubleshooting, and reporting, businesses can ensure that their employees are fully equipped to leverage the Aloha POS system's capabilities. By implementing diverse training methods and following best practices, organizations can foster a

knowledgeable workforce that drives success and growth.

Frequently Asked Questions

What is Aloha POS system training?

Aloha POS system training is a comprehensive program designed to educate users on how to effectively operate the Aloha Point of Sale system, which is widely used in restaurants and hospitality businesses.

What key features should I expect to learn in Aloha POS training?

In Aloha POS training, you can expect to learn about order entry, payment processing, menu management, reporting features, and customer relationship management tools.

How long does Aloha POS training typically take?

Aloha POS training can vary in length but typically lasts from a few hours to a couple of days, depending on the depth of the training and the complexity of the business operations.

Is Aloha POS training available online?

Yes, many providers offer online Aloha POS training courses, allowing users to learn at their own pace through webinars, video tutorials, and interactive modules.

What are the benefits of Aloha POS system training for employees?

Benefits include increased efficiency in processing orders, improved customer service, reduced errors, and enhanced ability to utilize the system's full capabilities, ultimately leading to higher customer satisfaction.

Can I get certified in Aloha POS after training?

Yes, many training programs offer certification upon completion, validating your skills and knowledge in using the Aloha POS system.

Are there any prerequisites for Aloha POS training?

Generally, there are no formal prerequisites, but basic knowledge of restaurant operations and familiarity with technology can be beneficial for trainees.

What troubleshooting skills will I gain from Aloha POS training?

Participants will learn how to identify common issues, resolve technical problems, manage system updates, and perform routine maintenance to ensure optimal performance.

How can I find the best Aloha POS training provider?

Look for providers with positive reviews, experienced trainers, comprehensive course offerings, and options for both in-person and online training to suit your needs.

Find other PDF article:

<https://soc.up.edu.ph/09-draft/Book?dataid=UPh47-6401&title=bible-stories-for-children-free.pdf>

Aloha Pos System Training

Mobile ALOHA - 10

Mobile ALOHA Teleoperation (Autonomous) ...

aloha protocol? - protocol

Jan 6, 2024 · Aloha Aloha
1 Aloha ...

Aloha - Protocol

Aloha[]aloha[]app[]app[]blued[]zank[]blued[]
[] ...

"Haloha" & "Aloha" - 1990s

```
"Haloha" "Aloha" Aloha 1.Aloha app
app ...
```





□□□□□□□□□□ - □□□□

100 100 1. 100 ...

Mobile ALOHA - 11

Mobile ALOHA 22 10

□□□□□AI□□□□□□□□Mobile ALOHA□□□□...

Jan 6, 2024 · ALOHA 2  ALOHA 2  ALOHA 
 ...

$\omega \alpha \beta$

ω α β ...

□□□□**aloha**□□□□□□□□ - □□

ALOHA ALOHA
 • ...

Aloha Heja He -

Aloha heja he – aloha heja he, aloha heja he ~ Aloha heja he – aloha heja he, aloha heja he ~
Ich hab' das Paradies geseh'n Es war um ...

Mobile ALOHA -

Mobile ALOHA Teleoperation (Autonomous)

aloha?

Jan 6, 2024 · aloha Aloha 1 Aloha ...

Aloha -

Aloha aloha app blues zank blues

"Haloha" "Aloha" -

"Haloha" "Aloha" Aloha 1. Aloha app

-

100 100 1. ...

Mobile ALOHA -

Mobile ALOHA 22 10

AI **Mobile ALOHA** ...

Jan 6, 2024 · ALOHA 2 ALOHA 2 ALOHA

omega *alpha* *beta*

omega *alpha* *beta*

aloha -

ALOHA ALOHA

Aloha Heja He -

Aloha heja he – aloha heja he, aloha heja he ~ Aloha heja he – aloha heja he, aloha heja he ~
Ich hab' das Paradies geseh'n Es war um ...

Unlock the full potential of your business with our comprehensive Aloha POS system training. Discover how to streamline operations and enhance customer service. Learn more!

[Back to Home](#)