

# Aloha Pos Manual



**Aloha POS Manual** is an essential resource for anyone using the Aloha Point of Sale (POS) system, a widely recognized solution in the hospitality and restaurant industry. This manual serves as a comprehensive guide, providing users with the necessary knowledge to effectively operate the system, troubleshoot common issues, and optimize the functionalities of Aloha POS. Whether you are a first-time user or a seasoned professional, understanding the intricacies of the Aloha POS can significantly enhance your operational efficiency and customer service. This article delves into the components of the Aloha POS manual, the system's key features, and best practices for effective utilization.

## Understanding Aloha POS

Aloha POS is a sophisticated software solution designed to streamline point-of-sale transactions in restaurants, bars, and other hospitality venues. It offers a range of features that cater specifically to the needs of the food and beverage industry, such as order entry, payment processing, inventory management, and reporting capabilities.

## Key Features of Aloha POS

1. **Order Management:** Aloha POS allows staff to take and manage orders seamlessly, whether at the counter, table, or via mobile devices. The system supports customization of orders, enabling the addition of special requests and modifications.

2. **Payment Processing:** The system supports multiple payment methods, including credit and debit cards, cash, and mobile payments. It ensures secure transactions and offers features like split checks and tips management.
3. **Inventory Control:** Aloha POS helps monitor inventory levels in real-time, providing alerts for low stock items and aiding in purchase order management.
4. **Reporting and Analytics:** The system generates detailed reports on sales, customer preferences, and staff performance, helping management make informed decisions to improve operations.
5. **Customer Relationship Management:** Aloha POS includes features for managing customer data, allowing for targeted marketing and personalized service.

## Getting Started with the Aloha POS Manual

The Aloha POS manual is structured to provide users with a step-by-step approach to learning the system. Below are the critical sections typically found in the manual:

### Setup and Installation

1. **System Requirements:** Before installation, ensure that your hardware meets the necessary specifications. This includes compatible operating systems, hardware configurations, and network requirements.
2. **Installation Process:**
  - Download the Aloha software from the official website or install it using a provided CD.
  - Follow the on-screen prompts to complete the installation.
  - Configure the system settings, including location details and user accounts.
3. **Hardware Configuration:** Set up peripherals such as printers, cash drawers, and barcode scanners. The manual provides detailed instructions on connecting and configuring these devices.

### User Interface Overview

Understanding the Aloha POS interface is crucial for efficient operation. The manual typically includes:

- **Dashboard Layout:** An overview of the main menu and available modules.
- **Navigation Tips:** Instructions on how to navigate through various functions and features.

### Daily Operations

The manual outlines daily tasks that staff should perform to ensure smooth operations:

1. **Clocking In/Out:** Procedures for staff to log their working hours within the system.
2. **Taking Orders:** Step-by-step instructions on how to enter orders, modify items, and handle special requests.
3. **Processing Payments:** Guidance on processing various payment methods and handling tips.

### Troubleshooting Common Issues

Despite its robust design, users may encounter issues while using the Aloha POS system. The manual

provides troubleshooting tips for common problems, including:

- Software Crashes: Steps to reboot the system and recover unsaved work.
- Network Connectivity Issues: Troubleshooting connections to ensure that the POS communicates with the server and other devices.
- Hardware Failures: Guidelines for diagnosing and resolving issues with printers, scanners, and cash drawers.

## Advanced Features

For users looking to maximize their use of the Aloha POS system, the manual also covers advanced features:

1. Custom Reporting: Instructions on creating custom reports tailored to specific business needs.
2. Integrations: Guidance on integrating Aloha POS with third-party applications such as accounting software and online ordering platforms.
3. Customer Loyalty Programs: How to set up and manage loyalty programs to enhance customer retention.

## Best Practices for Using Aloha POS

To optimize the use of the Aloha POS system, consider the following best practices:

### Regular Training and Updates

- Staff Training: Conduct regular training sessions to ensure that all staff are familiar with the system's features and updates.
- Software Updates: Regularly check for software updates to benefit from new features and security enhancements.

### Consistent Inventory Management

- Inventory Audits: Conduct periodic audits to ensure that inventory levels are accurate and up to date.
- Automated Alerts: Set up automated alerts for low stock items to avoid running out of essential supplies.

### Utilize Reporting Features

- Analyze Sales Data: Regularly review sales reports to identify trends and make data-driven decisions.
- Customer Feedback: Use customer relationship management features to gather feedback and improve service quality.

### Security Measures

- User Permissions: Implement user permissions to restrict access to sensitive information and maintain data security.
- Regular Backups: Ensure that data is backed up regularly to prevent loss in case of system failures.

## Conclusion

The **Aloha POS manual** is an invaluable tool for anyone involved in the operation of Aloha Point of Sale systems. By following the guidelines and utilizing the features outlined in the manual, users can enhance their efficiency, improve customer satisfaction, and ultimately boost their business performance. Whether you are just starting with Aloha POS or looking to refine your skills, this manual serves as a comprehensive guide to navigate the complexities of the system effectively. By implementing best practices and staying informed about system updates, users can ensure that their Aloha POS experience is as smooth and productive as possible.

## **Frequently Asked Questions**

### **What is the purpose of the Aloha POS manual?**

The Aloha POS manual serves as a comprehensive guide for users to understand and operate the Aloha Point of Sale system effectively, covering setup, functionality, troubleshooting, and best practices.

### **Where can I find the latest version of the Aloha POS manual?**

The latest version of the Aloha POS manual can typically be found on the official NCR website or through the support section of your Aloha POS system, where updates and downloads are regularly provided.

### **How do I troubleshoot common issues using the Aloha POS manual?**

To troubleshoot common issues using the Aloha POS manual, refer to the dedicated troubleshooting section that outlines specific problems, suggested solutions, and step-by-step instructions for resolving them.

### **Is there a section in the Aloha POS manual for new employee training?**

Yes, the Aloha POS manual usually includes a section dedicated to new employee training, providing an overview of system operations, key functions, and user roles to help onboard new staff efficiently.

### **Can I access the Aloha POS manual in digital format?**

Yes, the Aloha POS manual is often available in digital format, allowing users to access it online or download it as a PDF for easy reference and convenience.

Find other PDF article:

<https://soc.up.edu.ph/23-write/files?trackid=UZr61-6998&title=forms-of-energy-and-energy-transformations-practice.pdf>

# Aloha Pos Manual

Mobile ALOHA - 10

Mobile ALOHA (Autonomous) ... Teleoperation ...

*aloha*□□□□? - □□□□

Jan 6, 2024 · aloha Aloha  
1 Aloha ...

## Aloha Protocol - Overview

Aloha[] [] aloha[] app[] [] app[] blued[] zank[] [] blued[] []  
 [] ...

"Haloha" "Aloha" -

```
"Haloha" "Aloha" Aloha 1.Aloha app
app ...
```





□□□□□□□□□□□□□□ - □□□□

100 100 1. 100 ...

## Mobile ALOHA - 1

Mobile ALOHA: 22% success rate, 10% efficiency

## AI Mobile ALOHA ...

Jan 6, 2024 · ALOHA 2  ALOHA 2  ALOHA   ...

□□□□**omega** □**alpha** □**beta**□□□□□□□□ □□□□

$$\begin{aligned} & \omega \alpha \beta \\ & \dots \end{aligned}$$

□□□□*aloha*□□□□□□□□ - □□

ALOHA ALOHA  
• ...

*Aloha Heja He* □□□□ - □□□□

Aloha heja he - aloha heja he, aloha heja he ㄅㄛㄛㄛㄛ ㄅㄛ~ Aloha heja he - aloha heja he, aloha heja he ㄅㄛ  
ㄅㄛㄛㄛ ㄅㄛ~ Ich hab' das Paradies geseh'n ㄅㄛㄛㄛㄛㄛㄛ Es war um ...

Mobile ALOHA - 10

Mobile ALOHA Teleoperation (Autonomous) ...

*aloha*□□□□□? - □□□□

Jan 6, 2024 · Aloha Aloha  
1 Aloha ...

Aloha -

Aloha aloha app blues zank blues

"Haloha" "Aloha" -

"Haloha" "Aloha" Aloha 1. Aloha app

-

100 100 1. ...

Mobile ALOHA -

Mobile ALOHA 22 10

AI Mobile ALOHA ...

Jan 6, 2024 · ALOHA 2 ALOHA 2 ALOHA

omega alpha beta

omega alpha beta

aloha -

ALOHA ALOHA

Aloha Heja He -

Aloha heja he - aloha heja he, aloha heja he Aloha heja he - aloha heja he, aloha heja he Ich hab' das Paradies geseh'n Es war um ...

Unlock the full potential of your Aloha POS system with our comprehensive Aloha POS manual.  
Learn more about features

[Back to Home](#)