

# Algebra 2 Absolute Value Functions

Name: \_\_\_\_\_

Period: \_\_\_\_\_

## Transformations Worksheet

Without using your graphing calculator, describe the transformations of  $y = a|x - h| + k$  to the parent function  $y = |x|$  to create the following functions. For the function (a) tell whether the graph is reflected over the x-axis, (b) whether it is a vertical stretch or shrink, (c) whether it moves right or left, and (d) identify the vertex (h, k).

1.  $y = |x - 2|$

Transformation:

Vertex (2, 0); graph shifts right 2 units

2.  $y = |x| + 3$

Transformation:

Vertex (0, 3); shifts up 3 units

3.  $y = 2|x + 3|$

Transformation:

Vertex (-3, 0); vertical stretch by a factor of 2; shifts left 3

4.  $y = 3|x|$

Transformation:

Vertex (0, 0); vertical stretch by factor of 3;

5.  $y = -2|x + 3| - 1$

Transformation:

Vertex (-3, -1); reflects across the x-axis;  
Vertical stretch by a factor of 2;  
Shifts left 3 units and down 1 unit

6.  $y = 2|x + 8|$

Transformation:

Vertex (-8, 0); vertical stretch by a factor of 2;  
shifts left 8

Write an equation for the absolute function described.

7. The parent function  $y = |x|$  flipped vertically, and shifted up 3 units.

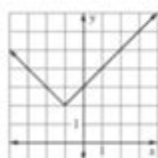
Equation:  $y = -|x| + 3$

8. The parent function  $y = |x|$  stretched vertically by a factor of 2, shifted left 3 units and down 4 units.

Equation:  $y = 2|x + 3| - 4$

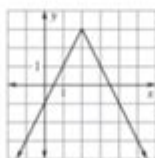
Write an equation for the graphs shown below. Parent function is  $y = |x|$ .

9.



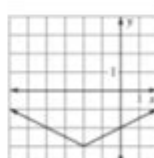
Equation: Vertex (-1, 2)  
 $y = |x + 1| + 2$

10.



Equation: Vertex (2, 3)  
 $y = -2|x - 2| + 3$

11.



Equation: Vertex (-2, -3)  
 $y = \frac{1}{2}|x + 2| - 3$

**Algebra 2 absolute value functions** are a crucial topic in mathematics that helps students understand the concept of distance and deviation from a point on a number line. These functions are not only essential for solving equations but also for graphing and analyzing various mathematical problems. In this article, we will explore the definition, properties, graphing techniques, and real-world applications of absolute value functions in Algebra 2.

## Understanding Absolute Value Functions

Absolute value functions are mathematical expressions that measure the distance of a number from zero on the number line, regardless of the direction. The absolute value of a number  $(x)$  is denoted as  $(|x|)$ , and it is defined as follows:

```

\l
|x| =
\begin{cases}
x & \text{if } x \geq 0 \\
-x & \text{if } x < 0
\end{cases}
\l

```

This definition implies that absolute value functions always produce non-negative outputs. For example:

```

- \l |3| = 3 \l
- \l |-3| = 3 \l

```

## Properties of Absolute Value Functions

Absolute value functions exhibit several important properties that distinguish them from other types of functions. Understanding these properties is essential for solving equations and inequalities involving absolute values.

### 1. Non-negativity

For any real number  $x$ :

```

- \l |x| \geq 0 \l

```

This means the output of an absolute value function is always zero or positive.

### 2. Symmetry

Absolute value functions are symmetric about the y-axis. This means:

```

- \l |x| = |-x| \l

```

For example,  $|5| = 5$  and  $|-5| = 5$ .

### 3. Identity

The absolute value of zero is zero:

```

- \l |0| = 0 \l

```

This property is crucial when solving equations that involve absolute values.

## 4. Triangle Inequality

For any real numbers  $a$  and  $b$ :

$$|a + b| \leq |a| + |b|$$

This property is often used in proofs and problem-solving scenarios.

## Graphing Absolute Value Functions

The graph of an absolute value function exhibits a distinct V-shape. The general form of an absolute value function can be expressed as:

$$f(x) = a|x - h| + k$$

Where:

- $a$  determines the vertical stretch or compression and the direction of the graph (upward or downward).
- $(h, k)$  is the vertex of the graph.

## Steps to Graph Absolute Value Functions

To graph an absolute value function effectively, follow these steps:

- Identify the vertex:** The vertex of the absolute value function is the point  $(h, k)$ .
- Determine the direction:** If  $a > 0$ , the graph opens upwards; if  $a < 0$ , it opens downwards.
- Plot points:** Choose values for  $x$  around the vertex and calculate corresponding  $f(x)$  values to plot points on the graph.
- Draw the V-shape:** Connect the plotted points to form the characteristic V-shape of the absolute value function.

## Solving Absolute Value Equations

Solving equations that contain absolute values requires a specific approach. The general steps are as follows:

## 1. Set Up the Equation

For an equation of the form  $|A| = B$ , where  $B \geq 0$ :

- Split the equation into two cases:
- $A = B$
- $A = -B$

## 2. Solve Each Case

Solve both cases individually to find the potential solutions.

## 3. Check Your Solutions

Always substitute the solutions back into the original equation to verify their validity, as extraneous solutions may arise.

# Solving Absolute Value Inequalities

Similar to equations, absolute value inequalities require a systematic approach. Here's how to solve them:

## 1. Understand the Inequality

For an inequality of the form  $|A| < B$ :

- This represents two conditions:
- $-B < A < B$

For  $|A| > B$ :

- This signifies two separate inequalities:
- $A > B$  or  $A < -B$

## 2. Solve the Inequalities

Work through each part of the inequality separately.

### 3. Graph the Solution

Use a number line to represent the solution set visually, indicating open or closed circles based on whether the endpoints are included.

## Real-World Applications of Absolute Value Functions

Absolute value functions have numerous applications in various fields, including physics, engineering, economics, and everyday life. Here are some real-world examples:

- **Distance Measurement:** Absolute value is used to calculate the distance between two points on a number line, which is essential in navigation and mapping.
- **Data Analysis:** In statistics, absolute deviation is used to measure the dispersion of a dataset, helping to understand variability.
- **Engineering:** Absolute values are utilized in engineering to ensure structures can withstand forces acting in different directions.
- **Finance:** In finance, absolute values can represent losses or gains, allowing analysts to evaluate performance regardless of direction.

## Conclusion

In summary, **algebra 2 absolute value functions** are foundational concepts that provide students with the tools to measure distance and analyze mathematical relationships effectively. By understanding the properties, graphing techniques, and applications of absolute value functions, students can enhance their problem-solving skills and prepare for more advanced mathematical studies. Mastery of these concepts is not only essential for academic success but also for applying mathematics in real-world situations.

## Frequently Asked Questions

### What is the definition of an absolute value function in Algebra 2?

An absolute value function is a function that produces the absolute value of its input. It is defined as  $f(x) = |x|$ , where  $|x|$  is the non-negative value of  $x$ .

## How do you graph an absolute value function?

To graph an absolute value function, start by identifying the vertex, which occurs at the point where the expression inside the absolute value equals zero. Then plot points on either side of the vertex, reflecting them across the vertex line to create a V-shaped graph.

## What are the transformations that can be applied to the basic absolute value function?

Transformations include vertical and horizontal shifts, reflections, and dilations. For example, the function  $f(x) = a|bx - h| + k$  shifts the graph horizontally by  $h$ , vertically by  $k$ , stretches by  $a$ , and reflects across the  $x$ -axis if  $a$  is negative.

## How can absolute value functions be used to model real-world situations?

Absolute value functions can model situations involving distances, such as the distance from a point to a fixed point on a number line or in two dimensions. They are also useful in scenarios where values cannot be negative, like profit and loss calculations.

## What is the difference between linear functions and absolute value functions?

Linear functions produce straight-line graphs and have a constant rate of change, while absolute value functions create V-shaped graphs that change direction at the vertex, showing a piecewise linear relationship with a rate of change that varies based on the input.

Find other PDF article:

<https://soc.up.edu.ph/35-bold/files?ID=Ouv45-5750&title=kahlil-gibran-the-prophet-love.pdf>

## Algebra 2 Absolute Value Functions

Introduction to Linear Algebra - MIT

1.introduction to linear algebra 5th edition by Gilbert Strang. MIT 18.06 Introduction to Linear Algebra 600 Introduction to Linear Algebra ...

Introduction to Linear Algebra

Introduction to Linear Algebra Gilbert Strang Introduction to Linear Algebra Introduction to Linear Algebra ...

" $\sigma$ -algebra" -

" $\sigma$ -algebra" Sheldon Axler MIRA  $\sigma$ -algebra Suppose  $[a, b]$  is a ... 10

W-algebra? ...

4D mirror symmetry, W-algebraHitchin system. Vanya Losevfinite W-algebraquantization, , ( ...

**Algebra** -

Algebra“”1859‘algebra’‘’ ...

: **Introduction to Linear Algebra**

Sep 22, 2020 · Introduction to Linear Algebra ...

**Dummit**? -

dummit14hartshorne ...

**geometryalgebra 2** -

geometryalgebra 2pre calculus geometry placement test algebra 2 ...

**Linear Algebra Done Right** ...

Linear Algebra Done Right9.0 ...

-

Annals of Mathematics, Inventiones Mathematicae, Mathematische AnnalenActa.....

-

1.introduction to linear algebra 5th edition by Gilbert Strang. MIT 18.06 600 ...

**Introduction to Linear Algebra**

Introduction to Linear Algebra Gilbert Strang Introduction to Linear Algebra ...

“ **$\sigma$ -algebra**” -

“ $\sigma$ -algebra” Sheldon Axler MIRA  $\sigma$ -algebra Suppose [ ] is a ... 10

**W-algebra**? ...

4D mirror symmetry, W-algebraHitchin system. Vanya Losevfinite W-algebraquantization, , ( ...

**Algebra** -

Algebra“”1859‘algebra’‘’ ...

: **Introduction to Linear Algebra**

Sep 22, 2020 · Introduction to Linear Algebra ...

**Dummit**? -

dummit14 hartshorne  
...

geometry algebra 2 -  
geometry algebra 2 pre calculus geometry placement test  
algebra 2 ...

Linear Algebra Done Right ...  
Linear Algebra Done Right 9.0  
...

-  
Annals of Mathematics, Inventiones Mathematicae, Mathematische Annalen Acta.....

Explore the world of Algebra 2 absolute value functions! Understand their properties

[Back to Home](#)