

# Airtemp Air Conditioner Manual



**Airtemp air conditioner manual** is an essential resource for anyone looking to understand, operate, and maintain their Airtemp air conditioning unit. Understanding the manual can help users troubleshoot issues, perform regular maintenance, and ensure optimal performance of their air conditioning system. In this article, we will delve into the key components of the Airtemp air conditioner manual, provide tips for effective usage, and offer maintenance guidelines to extend the life of your unit.

## Understanding Your Airtemp Air Conditioner Manual

The Airtemp air conditioner manual contains vital information that is crucial for both new and seasoned users. It typically includes sections on installation, operation, troubleshooting, and maintenance. Familiarizing yourself with the manual can save you time and money in the long run.

### Key Sections of the Manual

#### 1. Installation Instructions

This section outlines how to properly install your Airtemp air conditioner. It includes:

- Required tools and materials
- Step-by-step installation process
- Safety precautions to consider during installation

#### 2. Operating Guidelines

Here, you will find instructions on how to operate your air conditioner effectively. This includes:

- Understanding the control panel and remote functions
- Setting temperature preferences
- Utilizing energy-saving modes

### 3. Troubleshooting Tips

This part of the manual is invaluable for diagnosing common issues. It usually covers:

- Common problems and their solutions
- Error codes and what they signify
- When to contact customer support

### 4. Maintenance Procedures

Regular maintenance is crucial for the longevity of your air conditioner. This section provides:

- Recommended maintenance schedule
- Cleaning instructions for filters and coils
- Tips for winterizing your unit

## Installation of Your Airtemp Air Conditioner

Proper installation is the first step to ensure your Airtemp air conditioner functions efficiently. Here are some key points to consider:

### Choosing the Right Location

When installing your Airtemp air conditioner, location matters. Consider the following:

- Indoor Unit: Ensure it's placed in a central location to maximize airflow throughout the room.
- Outdoor Unit: It should be positioned away from obstructions to allow for proper air circulation and drainage.

### Installation Steps

Follow these general steps for a successful installation:

1. Read through the entire installation section of your Airtemp air conditioner manual.
2. Gather all necessary tools (screwdriver, drill, level, etc.).
3. Install the mounting bracket according to the specifications provided.
4. Connect the refrigerant lines and electrical wiring as instructed.
5. Secure the indoor unit to the mounting bracket.
6. Test the air conditioner to ensure it operates correctly.

## Operating Your Airtemp Air Conditioner

Once installed, it's time to operate your unit effectively. Here are some tips:

### Using the Control Panel

Understanding the control panel is essential for efficient operation. Familiarize yourself with:

- Power Button: To turn the unit on and off.
- Temperature Controls: Increase or decrease the temperature to your preference.
- Mode Selection: Choose between cooling, heating, dehumidifying, or fan modes.

## Remote Control Features

Most Airtemp air conditioners come with a remote control that provides added convenience. Key features usually include:

- Timer Function: Set the unit to turn on or off at specific times.
- Sleep Mode: A setting that adjusts the temperature gradually for comfortable sleeping conditions.
- Fan Speed Options: Choose between low, medium, or high settings.

## Troubleshooting Common Issues

Even with the best maintenance, air conditioners can encounter problems. Here are some common issues and how to address them:

### Common Problems and Solutions

- Unit Not Turning On:
  - Check if the power supply is connected.
  - Inspect the circuit breaker for any tripped switches.
- Insufficient Cooling:
  - Ensure the air filters are clean. Clogged filters can obstruct airflow.
  - Verify that windows and doors are closed to prevent warm air from entering.
- Unusual Noises:
  - Listen for rattling or banging sounds. This could indicate loose parts or debris.

## Maintenance Tips for Longevity

Regular maintenance can significantly extend the life of your Airtemp air conditioner. Here are some essential maintenance tips:

### Cleaning the Filters

The filters in your air conditioner need to be cleaned or replaced regularly. Here's how:

1. Turn off the unit and unplug it for safety.
2. Remove the filter according to the instructions in your manual.
3. Clean it with warm, soapy water, or replace it if it's too dirty.

4. Allow it to dry completely before reinstalling.

## Inspecting the Condenser Coils

Dirty condenser coils can lead to inefficiency. Follow these steps:

- Turn off the unit and disconnect power.
- Remove any debris around the outdoor unit.
- Use a soft brush or vacuum to clear the coils gently.

## Annual Professional Check-Up

Consider scheduling an annual maintenance check with a professional technician. They can:

- Inspect refrigerant levels
- Check for leaks
- Test the thermostat
- Ensure all components are functioning optimally

## Conclusion

The **Airtemp air conditioner manual** is a critical tool for anyone who wants to maximize the performance and lifespan of their unit. By understanding the installation process, learning how to operate the system effectively, troubleshooting common issues, and committing to regular maintenance, users can enjoy a comfortable indoor environment year-round. Always keep the manual handy and refer to it whenever you have questions or encounter problems with your air conditioner. Taking these proactive steps will ensure that your Airtemp air conditioner remains reliable and efficient for years to come.

## Frequently Asked Questions

### Where can I find the Airtemp air conditioner manual?

You can find the Airtemp air conditioner manual on the official Airtemp website under the support or downloads section or by contacting their customer service for a physical copy.

### How do I reset my Airtemp air conditioner?

To reset your Airtemp air conditioner, turn off the unit and unplug it from the power source. Wait for about 5 minutes, then plug it back in and turn it on.

### What maintenance is recommended for an Airtemp air

## **conditioner?**

Regular maintenance includes cleaning or replacing the air filters every month, checking and cleaning the condensate drain, and ensuring the outdoor unit is free from debris.

## **What could cause my Airtemp air conditioner to stop cooling?**

Common causes include dirty air filters, low refrigerant levels, a faulty thermostat, or compressor issues. Refer to the manual for troubleshooting steps.

## **How do I adjust the temperature settings on my Airtemp air conditioner?**

You can adjust the temperature settings using the remote control or the control panel on the unit. Refer to the manual for specific instructions based on your model.

## **What does the error code on my Airtemp air conditioner mean?**

Error codes indicate specific malfunctions; consult the manual for a list of error codes and their meanings to diagnose the issue.

## **Can I install my Airtemp air conditioner myself?**

While some users may choose DIY installation, it's recommended to have a professional install the air conditioner to ensure proper setup and avoid voiding the warranty.

## **What is the warranty period for an Airtemp air conditioner?**

The warranty period for Airtemp air conditioners typically ranges from 1 to 5 years, depending on the model. Check the manual for specific warranty details.

Find other PDF article:

<https://soc.up.edu.ph/61-page/files?docid=TJG54-0480&title=the-social-network-hackerrank-solution.pdf>

## **[Airtemp Air Conditioner Manual](#)**

### **Outlook.com - Official Site**

Outlook.com is a free, personal email service from Microsoft. Keep your inbox clutter-free with powerful organizational tools, and collaborate easily with OneDrive ...

*Outlook*

Outlook ... Outlook

*Microsoft Outlook (formerly Hotmail): Free email and calendar ...*

See everything you need to manage your day in one view. Easily stay on top of emails, calendars, contacts, and to-do lists—at home or on the go. Access personal, work, or school emails in the ...

*Sign in to your account - Outlook*

Access your Outlook email, calendar, and Office Online apps like Word, Excel, and PowerPoint.

### **Outlook Log In | Microsoft 365**

Sign in to Outlook with Microsoft 365 to access your email, calendar, and more. Download the app or log in online for enhanced organization and productivity.

Outlook – free personal email and calendar from Microsoft

Get free Outlook email and calendar, plus Office Online apps like Word, Excel and PowerPoint. Sign in to access your Outlook, Hotmail or Live email account.

Outlook - Use the OWA login for email - Microsoft Office

Stay in touch online. With your Outlook login and Outlook on the web (OWA), you can send email, check your calendar and more from – all your go-to devices.

### **Microsoft account | Sign In or Create Your Account Today - ...**

Microsoft 365 apps Get access to free online versions of Outlook, Word, Excel, and PowerPoint.





*Create your Microsoft account - Outlook*

Create a free Microsoft account to access Outlook email, calendar, and Office Online apps like Word, Excel, and PowerPoint.

### **How to sign in to Hotmail - Microsoft Support**

Hotmail is now Outlook.com. Learn how to sign in to access your Outlook.com, Hotmail, Live, or MSN email account.







### **ChatGPT** ...

 chatGPT  AI   ...







*Requests in GitHub Copilot - GitHub Docs*

All chat interactions count as premium requests. If you're on a paid plan, you get unlimited code completions and unlimited chat interactions using the included models (GPT-4.1 and GPT-4o). ...

GPT-API-free / DeepSeek-API-free - GitHub

Apr 6, 2025 · GPT-API-free / DeepSeek-API-free  gpt | deepseek /  gpt | deepseek | claude | gemini | grok   / API /  ...

 **ChatGPT** **ChatGPT** 

3 days ago ·  ChatGPT : 2025-07-26  ChatGPT   GPT-4  ...

RVC-Boss/GPT-SoVITS - GitHub

Mar 15, 2025 · 1 min voice data can also be used to train a good TTS model! (few shot voice cloning)  
- RVC-Boss/GPT-SoVITS

*AI model comparison - GitHub Docs*

