

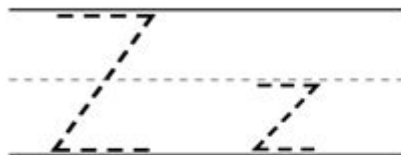


A To Z Writing Worksheets



Letter Z Writing Practice Worksheet

Name _____



Copyright ©2017-2023 KindergartenWorksheets.net
All Rights Reserved

A to Z writing worksheets are essential educational tools designed to assist children and learners of all ages in mastering the fundamentals of writing. These worksheets provide structured practice in letter formation, handwriting, vocabulary building, and overall literacy skills. This article will explore the various types of A to Z writing worksheets, their benefits, and how to effectively implement them in educational settings or at home.

Understanding A to Z Writing Worksheets

A to Z writing worksheets typically focus on the entire alphabet, providing a comprehensive approach to learning letters, both in uppercase and lowercase forms. They can vary in complexity and are often tailored to suit different

age groups and learning stages.

Types of A to Z Writing Worksheets

There are several types of A to Z writing worksheets available, each designed to target specific aspects of writing and literacy. Some of the most common types include:

- **Letter Tracing Worksheets:** These worksheets provide dotted lines or outlines of letters for children to trace, helping them develop fine motor skills and proper letter formation.
- **Letter Recognition Worksheets:** These worksheets focus on identifying letters, often providing activities that require circling, coloring, or matching letters with corresponding images.
- **Word Formation Worksheets:** These worksheets encourage learners to create words using specific letters, promoting vocabulary development and phonetic awareness.
- **Sentence Construction Worksheets:** These worksheets guide students in forming simple sentences using words that start with specific letters, enhancing their understanding of sentence structure.
- **Creative Writing Worksheets:** These worksheets often include prompts or themes related to specific letters, encouraging students to write short stories or descriptions.

Benefits of A to Z Writing Worksheets

The use of A to Z writing worksheets offers numerous advantages for both educators and learners. Understanding these benefits can help parents and teachers appreciate the value of incorporating these worksheets into their teaching practices.

1. Enhanced Motor Skills

One of the primary benefits of A to Z writing worksheets is the enhancement of fine motor skills. Tracing letters and words requires hand-eye coordination and dexterity, which are crucial for effective writing. As children practice, they become more adept at controlling their writing instruments, leading to improved handwriting.

2. Letter Recognition and Phonemic Awareness

A to Z writing worksheets help children develop letter recognition and phonemic awareness. By engaging with worksheets that focus on identifying letters and their sounds, learners can build a strong foundation for reading and spelling. This awareness is essential for future literacy skills.

3. Vocabulary Development

Many A to Z writing worksheets incorporate vocabulary-building elements. By learning words that correspond with specific letters, children expand their vocabulary in a structured manner. This exposure to new words enhances their language skills and prepares them for more advanced reading and writing tasks.

4. Encouragement of Creativity

Some worksheets include creative writing prompts that allow students to express their thoughts and ideas. This aspect fosters creativity and imagination, encouraging children to explore their writing style and voice. Creativity in writing can lead to a lifelong love for storytelling and literature.

5. Structured Learning Environment

A to Z writing worksheets provide a structured approach to learning, which can be particularly beneficial for young learners. The organized format helps children understand the progression of skills they need to develop. Teachers and parents can track progress and identify areas where additional support may be needed.

Implementing A to Z Writing Worksheets

To maximize the effectiveness of A to Z writing worksheets, it is essential to implement them thoughtfully and strategically. Here are some tips for using these worksheets in educational settings or at home.

1. Assess Individual Learning Needs

Before introducing A to Z writing worksheets, assess each learner's

individual needs. Consider factors such as age, skill level, and specific areas of difficulty. This assessment will help you choose the most appropriate worksheets that align with their learning objectives.

2. Incorporate Variety

To keep learners engaged, incorporate a variety of A to Z writing worksheets. Mixing different types of worksheets—such as tracing, recognition, and creative writing—can prevent monotony and maintain interest. This variety also addresses different learning styles, catering to visual, auditory, and kinesthetic learners.

3. Create a Routine

Establishing a routine for using A to Z writing worksheets can enhance learning outcomes. Set aside specific times during the week for writing practice, making it a consistent part of the learning process. Consistency helps reinforce skills and encourages a habit of regular writing practice.

4. Provide Positive Feedback

As learners complete their worksheets, provide constructive feedback and encouragement. Recognizing their efforts and progress boosts confidence and motivation. Additionally, celebrating milestones—such as mastering a set of letters—can create a positive learning environment.

5. Use Technology Wisely

Incorporate technology by using digital A to Z writing worksheets or apps. Many educational platforms offer interactive worksheets that can enhance engagement through multimedia elements. However, it's important to balance screen time with traditional writing practice to develop handwriting skills effectively.

Conclusion

A to Z writing worksheets are invaluable resources for anyone looking to improve their writing skills, whether in educational settings or at home. By offering structured practice in letter formation, vocabulary building, and creative writing, these worksheets lay the groundwork for literacy development. Their numerous benefits, including enhanced motor skills, letter

recognition, and creativity, make them essential tools for educators and parents alike.

As you incorporate A to Z writing worksheets into your teaching or learning routine, remember to assess individual needs, provide variety, and create a positive environment for growth. With consistent practice and encouragement, learners will gain confidence in their writing abilities and develop a lifelong passion for literacy.

Frequently Asked Questions

What are A to Z writing worksheets?

A to Z writing worksheets are educational materials designed to help students practice writing skills for each letter of the alphabet, often including prompts, activities, and illustrations related to each letter.

How can A to Z writing worksheets benefit early learners?

They can enhance letter recognition, improve fine motor skills, foster creativity, and develop vocabulary by associating letters with words and images.

Are A to Z writing worksheets suitable for all ages?

While primarily designed for preschool and early elementary students, they can be adapted for older students needing reinforcement in writing skills or for special education purposes.

Where can I find free A to Z writing worksheets?

Many educational websites, teacher resource sites, and printable worksheet platforms offer free A to Z writing worksheets, such as Teachers Pay Teachers or Education.com.

Can A to Z writing worksheets be used for homeschooling?

Yes, they are excellent resources for homeschooling, providing structured activities that can be easily integrated into a curriculum focused on literacy.

What subjects can be integrated with A to Z writing worksheets?

They can be integrated with subjects such as art, science, and social studies by incorporating relevant themes or vocabulary linked to each letter.

How can parents use A to Z writing worksheets at home?

Parents can use them to create fun and engaging writing exercises, help reinforce letter sounds, and encourage creativity through themed writing prompts.

What materials do I need to use A to Z writing worksheets effectively?

Basic materials include pencils, crayons, or markers, along with optional resources like scissors, glue, and additional art supplies for creative projects.

Are there digital versions of A to Z writing worksheets?

Yes, many educational platforms provide digital versions of A to Z writing worksheets that can be filled out online or printed for offline use.

Find other PDF article:

<https://soc.up.edu.ph/34-flow/pdf?ID=ChN57-1574&title=jen-wilken-bible-study.pdf>

A To Z Writing Worksheets

[illegible]

origin -
Mar 23, 2025 · origin Origin Ctrl + Z
Origin Ctrl Z ...

A~Z
 A~ZS A ...

2025 7 CPU 9 9950X3D -
Jun 30, 2025 · CPU CPU

00000000A00Z00000000 - 0000
 00000000A00Z00000000A-00000000B-00000000E-00000000F-00000000G -00000000D-00000000H-00000000J-00000000K-00000000L -
 00000000C-00 ...

[illegible]

...

bigbang - ...

Aug 15, 2014 · bigbang BigBang Ye the finally I realize that I'm nothing without you I was so ...

-

2025-02-19 ·

“•” -

Dec 27, 2022 · “•” Word WPS Word WPS ...

IP -

ip windows “” cmd windows Power shell ipconfig ...

-

2011 1 ...

origin -

Mar 23, 2025 · origin Origin Ctrl + Z Origin Ctrl Z

A~Z -

A~Z S A ...

2025 7 CPU 9 9950X3D -

Jun 30, 2025 · CPU CPU

A Z -

A Z A-B-E-F-G-D-H-J-K-L-C-M-

-

2011 1 ...

bigbang - ...

Aug 15, 2014 · bigbang BigBang Ye the finally I realize that I'm nothing without you I was so wrong forgive me ah ah ah ah- [V

-

2025-02-19 ·

“•” -

Dec 27, 2022 · “•” Word WPS Word WPS “1” “” “·” ...

IP -

ip windows "cmd windows Power shell
ipconfig IP ios wifi " IP

Unlock your child's creativity with our comprehensive A to Z writing worksheets! Perfect for all ages

[Back to Home](#)