

# 5 4 Skills Practice Solving Compound Inequalities

NAME \_\_\_\_\_ DATE \_\_\_\_\_ PERIOD \_\_\_\_\_

**5-4 Skills Practice**  
**Solving Compound Inequalities**

Graph the solution set of each compound inequality.

$1. b > 3 \text{ or } b \leq 0$

$2. z \leq 3 \text{ and } z \geq -2$

$3. k > 1 \text{ and } k \leq 5$

$4. y < -1 \text{ or } y \geq 1$

Write a compound inequality for each graph.

$5.$

$6.$

$7.$

$8.$

Solve each compound inequality. Then graph the solution set.

$9. w + 3 \geq 5 \text{ and } w + 3 < 7$

$10. y - 5 < -4 \text{ or } y - 5 \geq 1$

$11. 4 < f + 6 \text{ and } f + 6 \leq 8$

$12. w + 5 \leq 0 \text{ or } w + 7 \geq 9$

$13. -6 < k - 4 < 2$

$14. p - 2 \leq -2 \text{ or } p - 2 > 1$

Define a variable, write an inequality, and solve each problem. Check your solution.


$15.$  A number plus one is greater than negative five and less than three.

$16.$  A number decreased by two is at most four or at least nine.

$17.$  The sum of a number and three is no more than eight or is more than twelve.

Chapter 5

25



87

**5 4 skills practice solving compound inequalities** is an essential component of understanding algebraic concepts that involve multiple conditions. Inequalities are mathematical expressions that define a relationship between two values, indicating that one value is less than, greater than, less than or equal to, or greater than or equal to another value. In this article, we will delve into the world of compound inequalities, explore the different types, and provide a step-by-step guide to solving them effectively.

## What Are Compound Inequalities?

Compound inequalities are formed by combining two or more simple inequalities. These inequalities are joined by the words "and" or "or," indicating the relationship between the conditions they represent. Understanding the distinctions between these two types is crucial for solving compound inequalities correctly.

## Types of Compound Inequalities

- Conjunctions (AND):** When two inequalities are connected by "and," the solution must satisfy both conditions simultaneously. This type of compound inequality is typically represented as:  
 $a < x < b$ , which implies that  $x$  must be greater than  $a$  and less than  $b$ .

2. Disjunctions (OR): When two inequalities are connected by "or," the solution can satisfy either condition. This is represented as:

-  $(x < a)$  or  $(x > b)$ , indicating that  $(x)$  can be less than  $(a)$  or greater than  $(b)$ .

## Solving Compound Inequalities

To solve compound inequalities, follow a systematic approach. Below are the steps you can take to solve both conjunctions and disjunctions.

### Solving Conjunctions

Let's look at an example of a conjunction:

Example: Solve the inequality  $(2 < x + 3 < 7)$ .

Step 1: Break it Down

Separate the compound inequality into two simple inequalities:

-  $(2 < x + 3)$

-  $(x + 3 < 7)$

Step 2: Solve Each Inequality

- For  $(2 < x + 3)$ :

- Subtract 3 from both sides:

$(2 - 3 < x)$

$(-1 < x)$

or equivalently,  $(x > -1)$ .

- For  $(x + 3 < 7)$ :

- Subtract 3 from both sides:

$(x < 7 - 3)$

$(x < 4)$ .

Step 3: Combine the Results

Combine both results:

$(-1 < x < 4)$ , which can also be written in interval notation as  $(-1, 4)$ .

### Solving Disjunctions

Now let's consider a disjunction:

Example: Solve the inequality  $(x - 5 < 2)$  or  $(x + 2 > 6)$ .

Step 1: Solve Each Inequality

- For  $(x - 5 < 2)$ :

- Add 5 to both sides:

$$(x < 2 + 5)$$

$$(x < 7).$$

- For  $(x + 2 > 6)$ :

- Subtract 2 from both sides:

$$(x > 6 - 2)$$

$$(x > 4).$$

Step 2: Combine the Results

Since this is a disjunction, the solution is the union of the two inequalities:

$$(x < 7) \text{ or } (x > 4).$$

In interval notation, this can be expressed as  $((-\infty, 7) \cup (4, \infty))$ .

## Graphing Compound Inequalities

Graphing is a useful way to visualize the solutions of compound inequalities. Here's how to graph both types:

### Graphing Conjunctions

1. Identify the critical points from the inequalities.
2. Plot these points on a number line.
3. Shade the region that satisfies both inequalities.

For the example  $(-1 < x < 4)$ :

- Plot -1 and 4 on a number line.

- Shade between -1 and 4, using open circles at -1 and 4 to indicate that these endpoints are not included in the solution.

### Graphing Disjunctions

1. Identify the critical points from the inequalities.
2. Plot these points on a number line.
3. Shade the regions that satisfy either of the inequalities.

For the example  $(x < 7) \text{ or } (x > 4)$ :

- Plot 7 and 4 on a number line.

- Shade to the left of 7 and to the right of 4, using open circles to indicate that the endpoints are not included.

# Common Mistakes to Avoid

When solving compound inequalities, students often make several common mistakes. Here's a list of pitfalls to watch out for:

- Forgetting to reverse the inequality sign when multiplying or dividing by a negative number, especially in conjunctions.
- Misinterpreting "and" vs. "or" conditions, which can lead to incorrect solutions.
- Neglecting to check the solution by substituting values back into the original compound inequality.
- Failing to represent the solution in interval notation or on a number line properly.

# Practice Problems

To master solving compound inequalities, practice with the following problems:

1. Solve the compound inequality:  $3 < 2x + 1 < 9$ .
2. Solve the compound inequality:  $x - 4 < 1$  or  $2x + 3 > 11$ .
3. Solve the compound inequality:  $-2 < -x + 5 < 3$ .
4. Solve the compound inequality:  $x + 1 > 2$  or  $x - 2 < -1$ .

Answers:

1.  $1 < x < 4$  or  $(1, 4)$ .
2.  $x < 5$  or  $x > 4$  or  $(-\infty, 5) \cup (4, \infty)$ .
3.  $-3 < x < 2$  or  $(-3, 2)$ .
4.  $x > 1$  or  $x < 1$  or  $(-\infty, 1) \cup (1, \infty)$ .

# Conclusion

Understanding how to solve compound inequalities is a critical skill in algebra. By practicing these techniques and avoiding common pitfalls, students can improve their problem-solving abilities and gain confidence in their mathematical skills. Whether you're tackling conjunctions or disjunctions, the key is to break down the problems into manageable parts and apply systematic methods to find the solutions. With continued practice, the process will become second nature, paving the way for success in more advanced mathematical concepts.

# Frequently Asked Questions

## What is a compound inequality?

A compound inequality is an inequality that combines two or more simple inequalities, often connected by the words 'and' or 'or'.

## How do you solve a compound inequality with 'and'?

To solve a compound inequality with 'and', you find the intersection of the solution sets of the individual inequalities, meaning the values that satisfy both inequalities simultaneously.

## What is the process for solving a compound inequality with 'or'?

When solving a compound inequality with 'or', you find the union of the solution sets, meaning any value that satisfies at least one of the inequalities is part of the solution.

## Can you give an example of a compound inequality and its solution?

Sure! For the compound inequality  $2 < x + 3 < 5$ , you would solve the two inequalities separately:  $2 < x + 3$  leads to  $x > -1$ , and  $x + 3 < 5$  leads to  $x < 2$ . Thus, the solution is  $-1 < x < 2$ .

## What common mistakes should be avoided when solving compound inequalities?

Common mistakes include incorrectly flipping the inequality sign when multiplying or dividing by negative numbers, forgetting to combine solutions when using 'and', and misinterpreting the union and intersection of solution sets.

## How can graphing help in solving compound inequalities?

Graphing can visually represent the solution sets of each inequality, making it easier to see the overlap for 'and' inequalities or the combined regions for 'or' inequalities, helping to identify the final solution.

Find other PDF article:

<https://soc.up.edu.ph/53-scan/Book?ID=KAD12-1378&title=shame-by-salman-rushdie.pdf>

## 5 4 Skills Practice Solving Compound Inequalities

Copyright © 2024 - All rights reserved.

Aug 19, 2024 · 100% Satisfaction Guarantee 5 Stars 5 Stars 2 Stars 2 Stars 1000+ Reviews 800+ 80%+ Rating

2025 7 RTX 5060  
Jun 30, 2025 · 1080P/2K/4K RTX 5060 25

**bigbang**..... 000\_ ...  
 Aug 15, 2014 · bigbang..... BigBang ..... Ye the finally I  
 realize that I'm nothing without you I was so ...

*2025* *Gopro 13* *ation 5 Pro* *Insta360* ...  
Jan 14, 2025 · *Gopro* *Insta360* ...




Oct 3, 2024 · 1. /gamemode survival 2. /gamemode creative ...

$E + 1e+1$   $E$  exponent  $10$   
 $E + 1e+1$   $E$  exponent  $10$   
 $E + 1e+1$   $E$  exponent  $10$

2025年7月 1080P/2K/4K RTX 5060 25

bigbang.....  
 Aug 15, 2014 · bigbang..... BigBang ..... Ye the finally I  
 realize that I'm nothing without you I was so ...

[illegible]

Jan 14, 2025 ·    ...

0001~12000000 10Jan. January 0000 20Feb. February 0000 30Mar. March 0000 40Apr. April 0000 50May  
0000 60Jun. June 0000 70Jul. July 0000 80Aug. ...

Oct 3, 2024 · 1. /gamemode survival 2. /gamemode creative ...

[illegible]

E+1 E exponent 10  
 aEb aeb ( ...

[Back to Home](#)