

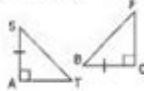
42 Worksheet Applying Congruence In Triangles

Worksheet 4.2 Applying Congruence in Triangles

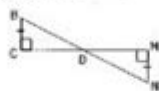
Name _____ Period _____

I. Complete each correspondence statement.

1) $\triangle SAT \cong \triangle$ _____



2) $\triangle BCD \cong \triangle$ _____



3) $\triangle GHK \cong \triangle$ _____

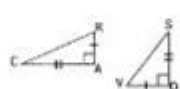


II. Write a congruence statement for each pair of congruent triangles.

4) \triangle _____ $\cong \triangle$ _____



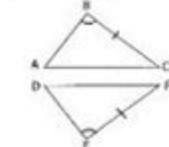
5) \triangle _____ $\cong \triangle$ _____



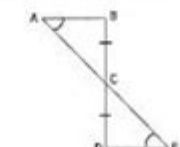
6) \triangle _____ $\cong \triangle$ _____



7) \triangle _____ $\cong \triangle$ _____



8) \triangle _____ $\cong \triangle$ _____



III. Draw $\triangle EDG$ and $\triangle QRS$. Label the corresponding parts if $\triangle EDG \cong \triangle QRS$. Then complete each statement.

7) $\angle E =$ _____ 8) $\overline{DG} =$ _____ 9) $\angle EDG =$ _____ 10) $\overline{GE} =$ _____

11) $\overline{ED} =$ _____ 12) $\angle EGD =$ _____

IV. Label the corresponding part if $\triangle RST \cong \triangle ABC$. Use the figures to complete each statement.

13) $\angle ACB =$ _____ 14) $\angle TSR =$ _____

15) $\overline{AC} =$ _____ 16) $\overline{ST} =$ _____

17) $\overline{RS} =$ _____ 18) $\angle CBA =$ _____



V. Find the value of "x".

19) Given $\triangle ABC \cong \triangle DEF$, $AB=15$, $BC=20$, $AC=25$, and $FE=3x-7$



20) Given $\triangle ABC \cong \triangle DEF$, $DE=10$, $EF=13$, $DF=16$, and $AC=4x-8$



42 worksheet applying congruence in triangles is an essential resource for students delving into the foundational concepts of geometry. Congruence in triangles is a crucial topic that not only forms the basis of many geometric principles but also enhances logical reasoning and problem-solving skills. This article will explore the different aspects of triangle congruence, the various methods for proving triangles congruent, and how these concepts can be applied through worksheets.

Understanding Triangle Congruence

Triangle congruence refers to the idea that two triangles are congruent if their corresponding sides and angles are equal. This means that if you were to superimpose one triangle over the other, they

would match perfectly. Congruence is a fundamental concept in geometry that has various applications in both theoretical and practical fields.

Criteria for Triangle Congruence

There are several key criteria, known as congruence postulates and theorems, that help determine whether two triangles are congruent. These criteria are essential to understand when working on worksheets related to triangle congruence. Here are the main criteria:

1. Side-Side-Side (SSS) Congruence Postulate:

- If three sides of one triangle are equal to three sides of another triangle, then the triangles are congruent.

2. Side-Angle-Side (SAS) Congruence Postulate:

- If two sides and the included angle of one triangle are equal to two sides and the included angle of another triangle, then the triangles are congruent.

3. Angle-Side-Angle (ASA) Congruence Theorem:

- If two angles and the included side of one triangle are equal to two angles and the included side of another triangle, then the triangles are congruent.

4. Angle-Angle-Side (AAS) Congruence Theorem:

- If two angles and a non-included side of one triangle are equal to two angles and the corresponding non-included side of another triangle, then the triangles are congruent.

5. Hypotenuse-Leg (HL) Theorem (specific to right triangles):

- If the hypotenuse and one leg of a right triangle are equal to the hypotenuse and one leg of another right triangle, then the triangles are congruent.

Importance of Worksheets in Learning

Worksheets play a vital role in solidifying the understanding of congruence in triangles. They provide students with opportunities to practice the concepts learned in class, allowing for a hands-on approach to learning. Here are some benefits of using worksheets:

- Reinforcement of Concepts: Worksheets help reinforce the criteria for triangle congruence, ensuring that students remember the different postulates and theorems.

- Practice Problem-Solving: They offer a variety of problems that challenge students to apply their knowledge and develop problem-solving skills.

- Identifying Congruence: Worksheets often include diagrams where students can identify congruent triangles and use the appropriate postulates to justify their answers.

- Preparation for Exams: Regular practice with worksheets prepares students for quizzes and exams, enhancing their confidence in the subject matter.

- Encouragement of Critical Thinking: By solving problems, students learn to think critically about the relationships between angles and sides in triangles.

Types of Problems in Triangle Congruence Worksheets

The 42 worksheets applying congruence in triangles typically include a variety of problem types that cater to different learning objectives. Here are some common types of problems that can be found in these worksheets:

Identifying Congruent Triangles

In these problems, students are presented with diagrams of triangles. They are asked to identify which pairs of triangles are congruent based on the provided criteria. This reinforces their understanding of triangle properties and congruence theorems.

Proving Congruence

Students may be tasked with proving that two triangles are congruent using specific postulates or theorems. This often involves providing a logical sequence of statements that demonstrate the congruence of the triangles based on the given information.

Solving for Unknowns

Some problems ask students to find missing side lengths or angle measures in triangles that are known to be congruent. This type of problem helps students practice using algebraic methods alongside geometric reasoning.

Real-World Applications

These problems connect triangle congruence to real-world scenarios, such as architecture, engineering, and design. Students may be asked to apply their knowledge of congruence to solve practical problems that involve triangles.

Tips for Solving Triangle Congruence Problems

To excel at solving problems related to triangle congruence, students can follow these tips:

1. Read the Problem Carefully: Ensure you understand what is being asked before attempting to solve the problem.

2. Draw Diagrams: Visual representations can help clarify relationships between sides and angles in triangles.
3. Label Corresponding Parts: Clearly label the sides and angles of the triangles to easily identify corresponding parts.
4. Use the Right Postulate/Theorem: Determine which congruence criterion applies to the given triangles before proceeding with your proof.
5. Write Clear Justifications: When proving congruence, ensure that your justifications are clear and follow a logical sequence.
6. Practice Regularly: The more problems you solve, the more comfortable you will become with the concepts and techniques involved in triangle congruence.

Conclusion

The 42 worksheet applying congruence in triangles serves as an invaluable tool for reinforcing the principles of triangle congruence in geometry. By utilizing various problem types, students gain a deeper understanding of congruence criteria and develop their problem-solving abilities. As they practice and apply these concepts, they prepare themselves for more advanced topics in geometry and real-world applications. Ultimately, mastering triangle congruence lays the groundwork for a solid foundation in mathematical reasoning and critical thinking, essential skills for academic success in mathematics and beyond.

Frequently Asked Questions

What is the purpose of using a '42 worksheet' when applying congruence in triangles?

The '42 worksheet' serves as a structured tool for practicing and reinforcing the concepts of triangle congruence, helping students apply theorems such as SSS, SAS, and ASA effectively.

What are the key congruence criteria covered in the '42 worksheet'?

The key congruence criteria include Side-Side-Side (SSS), Side-Angle-Side (SAS), Angle-Side-Angle (ASA), Angle-Angle-Side (AAS), and Hypotenuse-Leg (HL) for right triangles.

How can students benefit from completing a '42 worksheet' on triangle congruence?

Students can enhance their understanding of geometric properties, improve problem-solving skills, and prepare for exams by practicing various problems related to triangle congruence on the worksheet.

What types of problems can be found on a '42 worksheet' related to triangle congruence?

Problems may include identifying congruent triangles, proving triangles are congruent using different criteria, and applying congruence to solve real-world geometric problems.

How does the '42 worksheet' support visual learning in geometry?

The worksheet often includes diagrams and figures that help students visualize triangle relationships and apply congruence criteria, enhancing their spatial reasoning skills.

Can the '42 worksheet' be used for collaborative learning?

Yes, the '42 worksheet' can be an effective collaborative tool, allowing students to work in pairs or groups to discuss and solve congruence problems together.

What are some common mistakes students make when working on a '42 worksheet' about triangle congruence?

Common mistakes include misapplying congruence criteria, overlooking given information, and failing to correctly label angles and sides in triangle diagrams.

How can teachers assess student understanding using the '42 worksheet'?

Teachers can evaluate student understanding through completed worksheets, identifying areas of difficulty, and using follow-up questions or discussions to clarify misconceptions.

Find other PDF article:

<https://soc.up.edu.ph/59-cover/files?trackid=KIS13-3453&title=the-french-revolution-fostered-the-rise-of-a-middle-class-society.pdf>

[42 Worksheet Applying Congruence In Triangles](#)

Worksheet 42 - Triangle Congruence

Mar 18, 2021 · This worksheet is designed to help students understand and apply the criteria for triangle congruence. It includes various problems and diagrams to illustrate the concepts.

Apple Watch Series 10 42mm 46mm

Apple Watch Series 10 42mm 46mm. The Apple Watch Series 10 is the latest addition to the Apple Watch family, featuring a new design and advanced health and fitness tracking capabilities.

Apple Watch Series 10 100mm

Apple Watch Series 10 42mm 46mm

Apple Watch Series 10 42mm 46mm

Apple Watch Series 10 42mm 46mm

Apple Watch Series 10 42mm 46mm

Apple Watch Series 10 42mm 46mm

Apple Watch Series 10 42mm 46mm

Apple Watch Series 10 42mm 46mm

Apple Watch Series 10 42mm 46mm

Apple Watch Series 10 42mm 46mm

Apple Watch Series 10 42mm 46mm

Apple Watch Series 10 42mm 46mm

Apple Watch Series 10 42mm 46mm

Apple Watch Series 10 42mm 46mm

Apple Watch Series 10 42mm 46mm

Apple Watch Series 10 42mm 46mm

Apple Watch Series 10 42mm 46mm

Apple Watch Series 10 42mm 46mm

Apple Watch Series 10 42mm 46mm

Apple Watch Series 10 42mm 46mm

Apple Watch Series 10 42mm 46mm

Apple Watch Series 10 42mm 46mm

Apple Watch Series 10 42mm 46mm

Apple Watch Series 10 42mm 46mm

Apple Watch Series 10 42mm 46mm

Apple Watch Series 10 42mm 46mm

Apple Watch Series 10 42mm 46mm

Apple Watch Series 10 42mm 46mm

2025年7月

Jul 9, 2025 · PS 38 39 40 41 42 38,39 39 160 165cm 40 165 170cm 41 ...

38 39 40 41 42

38,39 39 160 165cm 40 165 170cm 41 ...

38 39 40 41 42

Sep 16, 2012 · 5 14 4 12 0.5 13.5 12 13 14

50

1 99

Unlock the secrets of triangle congruence with our 42 worksheet applying congruence in triangles. Enhance your skills and understanding today! Learn more.

[Back to Home](#)