













# 3 Letter Blends Worksheets

Name \_\_\_\_\_

## PICK THE BLEND

 <input type="text"/> <b>ab</b>	 <input type="text"/> <b>ee</b>
 <input type="text"/> <b>ush</b>	 <input type="text"/> <b>og</b>
 <input type="text"/> <b>op</b>	 <input type="text"/> <b>apes</b>
 <input type="text"/> <b>actor</b>	 <input type="text"/> <b>idge</b>
 <input type="text"/> <b>idge</b>	 <input type="text"/> <b>ess</b>
 <input type="text"/> <b>ass</b>	 <input type="text"/> <b>own</b>



[www.englishforkidz.com](http://www.englishforkidz.com)

3 letter blends worksheets are an essential resource for educators and parents looking to enhance children's reading and writing skills. These worksheets provide a structured approach to understanding how consonant blends work, particularly those that consist of three letters. Mastering three-letter blends is crucial as it helps children decode words more efficiently, leading to improved literacy skills. In this article, we will explore the significance of three-letter blends, effective strategies for teaching them, types of worksheets available, and tips for maximizing their effectiveness in the classroom or at home.

# The Importance of 3 Letter Blends

Three-letter blends are groups of three consonants that appear together at the beginning or end of a word. For instance, in the word "stray," "str" is a three-letter blend. Understanding these blends can significantly impact a child's reading proficiency. Here are some key reasons why three-letter blends are important:

1. **Phonemic Awareness:** Learning three-letter blends helps children develop phonemic awareness, which is the ability to hear, identify, and manipulate the individual sounds in spoken words. This skill is vital for reading and spelling.
2. **Improved Decoding Skills:** Familiarity with three-letter blends allows students to decode unfamiliar words more easily. When they recognize common blends, they can quickly sound out words, improving their reading fluency.
3. **Vocabulary Expansion:** As students learn to read words containing three-letter blends, their vocabulary grows. They encounter new words that they may not have come across before, which contributes to their overall language development.
4. **Spelling Proficiency:** Understanding how to use three-letter blends can enhance a child's spelling skills. When children know the common blends, they can apply this knowledge to spell words correctly.
5. **Foundation for Advanced Reading:** Mastery of three-letter blends serves as a stepping stone for more complex phonics patterns, paving the way for higher levels of literacy as children progress in their education.

## Effective Strategies for Teaching 3 Letter Blends

To effectively teach three-letter blends, educators and parents can employ various strategies. Here are

some effective approaches:

## 1. Introduce with Visual Aids

Visual aids, such as flashcards and charts, can help students recognize three-letter blends. Create a chart with common three-letter blends, and include images that correspond to words containing these blends. For example:

- "str" for "street"
- "spl" for "splash"
- "thr" for "three"

## 2. Use Interactive Activities

Engage students through interactive activities that make learning fun. Here are a few ideas:

- Blend Bingo: Create bingo cards with three-letter blends. Call out words that contain those blends, and have students mark them on their cards.
- Blending Games: Use online games or apps designed to practice consonant blends. These platforms often provide a dynamic and engaging way for children to learn.

## 3. Incorporate Read-Aloud Sessions

Reading aloud to children is a valuable practice. Choose books that contain numerous examples of three-letter blends. As you read, emphasize the blends and encourage children to repeat them. This reinforces their understanding and helps with pronunciation.

## 4. Provide Contextual Learning

Contextual learning connects new knowledge to real-life situations. Encourage children to think of words in their daily lives that contain three-letter blends. For instance, during a walk, ask them to identify objects that start with blends like "spr" (like "spray") or "tr" (like "tree").

## Types of 3 Letter Blends Worksheets

3 letter blends worksheets come in various formats and styles to cater to different learning needs. Below are some popular types of worksheets that can effectively facilitate learning:

### 1. Coloring Worksheets

Coloring worksheets engage students visually and kinesthetically. These worksheets typically feature illustrations of objects or animals that start with specific three-letter blends. Children can color the images while also practicing the blends.

### 2. Fill-in-the-Blank Worksheets

Fill-in-the-blank worksheets require students to complete sentences or words by filling in the missing blends. These worksheets encourage students to think critically about which blend fits best in context.

### 3. Matching Worksheets

Matching worksheets involve pairing words with their corresponding pictures or blending sounds with

the correct words. This type of worksheet reinforces the connection between sounds and meanings.

## **4. Word Search and Crossword Puzzles**

Word searches and crossword puzzles can make learning three-letter blends enjoyable and challenging. These activities require students to identify and locate blends within a grid or solve clues related to blends.

## **5. Sentence Creation Worksheets**

Sentence creation worksheets prompt students to use three-letter blends in their writing. They may provide a list of blends, and students must create sentences that include those blends. This activity encourages creativity while reinforcing their understanding of blends.

## **Tips for Maximizing the Effectiveness of 3 Letter Blends Worksheets**

To make the most of 3 letter blends worksheets, consider the following tips:

1. **Differentiate Instruction:** Tailor the worksheets to meet the varying skill levels of your students. Provide simpler worksheets for beginners and more complex ones for advanced learners.
2. **Incorporate Technology:** Use digital worksheets or applications that focus on three-letter blends. Many educational websites offer interactive worksheets that can enhance engagement.
3. **Provide Immediate Feedback:** Encourage students to check their answers after completing worksheets. Providing immediate feedback helps reinforce learning and correct misunderstandings.

4. **Encourage Group Work:** Allow students to work in pairs or small groups. Collaborative learning can foster discussion and deeper understanding of blends.

5. **Integrate with Other Subjects:** Look for opportunities to integrate three-letter blends into other subjects, such as science or social studies. This cross-curricular approach can make learning more relevant and meaningful.

6. **Track Progress:** Keep a record of student progress with three-letter blends. This can help identify areas of difficulty and inform future instruction.

7. **Celebrate Achievements:** Acknowledge students' successes, no matter how small. Celebrating achievements can motivate students to continue learning and practicing.

## **Conclusion**

In conclusion, 3 letter blends worksheets are a valuable tool for teaching young learners essential reading and writing skills. By understanding the importance of three-letter blends and employing effective teaching strategies, educators and parents can significantly enhance children's literacy development. With various types of worksheets available, there are numerous ways to make learning engaging and effective. By incorporating these resources into daily learning routines, children will build a strong foundation in phonics that will serve them well throughout their educational journey.

## **Frequently Asked Questions**

### **What are 3 letter blends worksheets used for?**

3 letter blends worksheets are designed to help students practice and reinforce their understanding of consonant blends that consist of three letters, enhancing their reading and phonics skills.

## **What age group is appropriate for 3 letter blends worksheets?**

These worksheets are typically aimed at early elementary students, usually in kindergarten to 2nd grade, as they begin to learn phonics and reading skills.

## **Can 3 letter blends worksheets be used for online learning?**

Yes, many 3 letter blends worksheets are available in digital formats that can be used for online learning, allowing students to complete exercises on computers or tablets.

## **What types of activities are included in 3 letter blends worksheets?**

Activities may include matching blends to pictures, filling in missing letters, sorting words by blends, and creating sentences using words with three letter blends.

## **How can parents support their children using 3 letter blends worksheets?**

Parents can assist by reviewing the worksheets with their children, providing additional examples, and encouraging practice through games and reading activities that incorporate blends.

## **Are there any specific resources for finding 3 letter blends worksheets?**

Yes, teachers and parents can find 3 letter blends worksheets on educational websites, teacher resource sites, and in printable PDF formats from reputable educational publishers.

## **What is the benefit of using 3 letter blends worksheets in the classroom?**

Using these worksheets in the classroom helps improve students' phonemic awareness, enhances their decoding skills, and supports overall literacy development.

Find other PDF article:

## 3 Letter Blends Worksheets

### 2025 7 RTX 5060

Jun 30, 2025 · RTX 5060 1080P/2K/4K RTX 5060 25

### 2025 7 CPU 9 9950X3D -

Jun 30, 2025 · CPU CPU

### 3 -

Mar 16, 2025 · 3 http://www.blizzard.cn/games/warcraft3/

### -

2011 1

### 2025 7

10 3.5mm NFC

### 8 Gen3 8 ? -

8 Gen3 1+5+2 Prime 3.3GHz 5 Performance 3.2GHz 2 Efficiency

### -

2011 1

### -

1. January Jan 2. February Feb 3. March Mar 4. April Apr 5. May May 6. June Jun 7. July Jul 8. ...

### 10 -

GB120.1-2010 4500W 1 2 3 3.6 3.4 3.2 10

### Google Gemma-3 -

Gemma 3 +

### 2025 7 RTX 5060

Jun 30, 2025 · RTX 5060 1080P/2K/4K RTX 5060 25

### 2025 7 CPU 9 9950X3D -



