


5 Senses Matching Worksheet



WUNDERKIDDY
wunderkiddy.com



5 senses matching worksheet activities are valuable tools that educators and parents can use to enhance children's understanding of the world around them. Engaging with the five senses—sight, sound, touch, taste, and smell—helps children develop their observational skills and fosters a deeper connection with their environment. This article will delve into the importance of sensory learning, provide examples of activities that can be included in a 5 senses matching worksheet, and offer tips for maximizing the educational value of these activities.

Understanding the Five Senses

To effectively create a 5 senses matching worksheet, it is crucial to understand what the five senses are and how they contribute to our daily experiences.

Sight

Sight is the ability to perceive visual stimuli through our eyes. It allows us to observe colors, shapes, movements, and distances. Visual learning is often emphasized in educational settings, making it a fundamental sense for children to explore.

Sound

Sound is perceived through our ears and encompasses everything from music and speech to environmental noises. Understanding sounds helps children develop language skills and enhances their auditory discrimination abilities.

Touch

Touch is facilitated by our skin and enables us to feel texture, temperature, pressure, and pain. It plays a crucial role in emotional development and social interactions, making it an important sense to explore in early childhood education.

Taste

Taste is linked to our ability to discern flavors through our taste buds. It incorporates the experiences of sweetness, sourness, bitterness, saltiness, and umami. Engaging with taste can introduce children to various foods and encourage healthy eating habits.

Smell

Smell is experienced through our nose and is closely tied to taste. It influences our preferences, memories, and experiences. Teaching children about different scents can enhance their sensory vocabulary and understanding.

Benefits of Sensory Learning

Sensory learning, particularly through activities like a 5 senses matching

worksheet, provides numerous benefits:

- **Enhanced Cognitive Skills:** Engaging with the senses encourages critical thinking and problem-solving abilities.
- **Improved Communication:** Discussing sensory experiences fosters language development and communication skills.
- **Social Interaction:** Collaborative sensory activities promote teamwork and social skills among peers.
- **Increased Focus:** Sensory experiences can capture children's attention and keep them engaged in learning.
- **Emotional Development:** Exploring the senses helps children express their feelings and understand their emotions better.

Creating a 5 Senses Matching Worksheet

When designing a 5 senses matching worksheet, it's essential to include activities that cater to each of the five senses. Here's how to create engaging and educational worksheets:

1. Identify the Components

Start by identifying various items, activities, or experiences related to each sense. Use the following list as a guide:

- Sight: Colors, shapes, animals, nature scenes, objects.
- Sound: Musical instruments, animal sounds, nature sounds, everyday noises.
- Touch: Textures (smooth, rough, soft, hard), temperature (hot, cold), objects (sandpaper, cotton).
- Taste: Different foods (sweet, sour, salty), flavors (chocolate, lemon, cheese).
- Smell: Common scents (flowers, spices, fruits, baked goods).

2. Create Matching Activities

Develop matching activities that require children to pair items with their respective senses. Here are some examples of different matching formats:

- Picture Matching: Provide images of different items and a list of senses. Children can draw lines connecting the items to the correct senses.
- Word Matching: List words related to senses and require children to match

them with corresponding images or descriptions.

- **Sensory Exploration:** Include real or simulated sensory experiences. For example, blindfolded taste tests or smell jars, where children guess the scent.

3. Incorporate Engaging Questions

To deepen the learning experience, include questions that prompt critical thinking, such as:

- Which sense do you use the most throughout the day?
- How do certain smells remind you of specific memories?
- Can you think of something that feels rough and something that feels smooth?

4. Provide Visual Aids

Use vibrant visuals to make the worksheet appealing. Incorporate images, colors, and illustrations that relate to each sense. This will not only capture children's attention but also help reinforce their understanding of sensory concepts.

Examples of Activities for a 5 Senses Matching Worksheet

Here are some specific activities to consider when creating a 5 senses matching worksheet:

1. **Sensory Scavenger Hunt:** Create a list of items related to each sense that children can find around the classroom or at home. For instance, they could find something red for sight, listen for a sound like a bird for sound, touch something soft for touch, taste a fruit for taste, and smell a flower for smell.
2. **Guess the Sound:** Record different sounds (e.g., a bell, a dog barking, rain) and play them for the children. They can match the sound with a picture or word that represents it.
3. **Scented Guessing Game:** Use small containers with different scents (e.g., vanilla, lemon, cinnamon) and have children guess the scent. They can then match the scents to pictures of the corresponding items.

4. **Taste Test:** Provide small samples of various foods (sweet, salty, sour) for children to taste and then match them with pictures or descriptions of the flavors.
5. **Texture Exploration:** Create a tactile experience by providing children with different textures (sandpaper, cotton balls, silk) and having them match the textures with descriptions or pictures.

Tips for Maximizing the Educational Value

To ensure that your 5 senses matching worksheet is both educational and enjoyable, consider the following tips:

- **Encourage Discussion:** After completing the worksheet, engage children in a discussion about their experiences. Ask them what they learned and how they felt about the different activities.
- **Adapt for Different Ages:** Tailor the complexity of the activities to the age group. Younger children may focus on basic matching, while older children can engage in more complex discussions or explorations.
- **Incorporate Technology:** Use apps or online resources that focus on sensory learning to complement the worksheet. Interactive elements can enhance engagement and learning.
- **Make it Fun:** Infuse creativity into the activities. Use themes, colors, and fun graphics to make the worksheet visually appealing and engaging.

Conclusion

A 5 senses matching worksheet is an excellent resource for fostering sensory exploration and understanding in children. By engaging with their senses, children can enhance their cognitive skills, communication abilities, and emotional development. With thoughtful activity design, educators and parents can create worksheets that are not only fun but also serve as powerful learning tools. By incorporating diverse activities and encouraging discussions, we can help children navigate and appreciate the rich sensory world around them.

Frequently Asked Questions

What is a 5 senses matching worksheet?

A 5 senses matching worksheet is an educational tool that helps students learn about the five senses (sight, hearing, taste, touch, and smell) by matching sensory experiences with corresponding images or words.

What age group is suitable for a 5 senses matching worksheet?

5 senses matching worksheets are typically suitable for preschool to early elementary school students, usually ages 3 to 7.

How can teachers effectively use a 5 senses matching worksheet in class?

Teachers can use the worksheet as a hands-on activity where students can work in pairs or groups to match items, facilitating discussion about each sense.

What materials are needed to create a 5 senses matching worksheet?

Materials needed include printed images or words representing different sensory experiences, scissors, glue, and optionally, colored markers for decoration.

Can a 5 senses matching worksheet be adapted for students with special needs?

Yes, worksheets can be adapted by using larger images, tactile materials, or simplified language to accommodate various learning needs.

What are some examples of items to include in a 5 senses matching worksheet?

Examples include items like a bell for hearing, a flower for smell, a lemon for taste, a soft fabric for touch, and a colorful picture for sight.

How does using a 5 senses matching worksheet support sensory development in children?

It encourages children to engage their senses actively, enhances their observational skills, and reinforces their understanding of sensory concepts.

Are there digital versions of 5 senses matching

worksheets?

Yes, many educational websites offer digital versions of 5 senses matching worksheets that can be completed online or printed out.

What are the benefits of using a 5 senses matching worksheet in early education?

Benefits include promoting sensory awareness, improving vocabulary, enhancing cognitive skills through matching activities, and fostering social interaction among students.

Find other PDF article:

<https://soc.up.edu.ph/40-trend/Book?trackid=sRe99-2949&title=medical-patient-assessment-emt.pdf>

5 Senses Matching Worksheet

□□□□□□□□ - □□□□

Aug 19, 2024 · 1552100080080%
2 ...

2025 7 RTX 5060

Jun 30, 2025 · 1080P/2K/4K RTX 5060 25

□□□“●”□□□□ - □□□□

Dec 27, 2022 · 10:00 AM
Word WPS ...




[illegible]

Aug 15, 2014 · bigbang BigBang Ye the finally I realize that I'm nothing without you I was so ...

2025□□□□□□CPU□□□□7□□

[illegible]

2025 Gopro 13, Canon 5 Pro, Insta360 ...

Jan 14, 2025 ·    ...

1~12

1~12 1 Jan. January 2 Feb. February 3 Mar. March 4 Apr. April 5 May
6 Jun. June 7 Jul. July 8 Aug. ...

[illegible]

Oct 3, 2024 · 1. /gamemode survival 2. /gamemode creative ...

2024 - 5-4

$E+1e+1$ Eexponent 10 aEb aeb ...

Aug 19, 2024 · 1-5 2-2 1000 800 80% 2 ...

2025 RTX 5060 Jun 30, 2025 · 1080P/2K/4K RTX 5060 25

Dec 27, 2022 · Word WPS Word WPS ...

bigbang Aug 15, 2014 · bigbang BigBang Ye the finally I realize that I'm nothing without you I was so ...

2025 CPU 7 Jul 1, 2025 · 2025 CPU CPU CPU CPU CPU CPU CPU CPU CPU

2025 Gopro 13 ation 5 Pro Insta360 Jan 14, 2025 · Gopro Insta360 ...

1~12 1Jan. January 2Feb. February 3Mar. March 4Apr. April 5May 6Jun. June 7Jul. July 8 ...

Oct 3, 2024 · 1. /gamemode survival 2. /gamemode creative ...

2024 - 5-4

$E+1e+1$ Eexponent 10 aEb aeb ...

parents. Discover how to boost sensory awareness today!

[Back to Home](#)