


5 String Bass Guitar Fretboard Note Chart



5 string bass guitar fretboard note chart serves as an essential tool for bass guitarists who want to improve their understanding of the instrument's fretboard. A five-string bass guitar, typically tuned to B, E, A, D, and G, expands the range of notes available and provides greater versatility in playing styles. In this article, we will explore the 5-string bass guitar fretboard note chart in detail, discuss the significance of understanding the fretboard, and provide tips for memorizing the notes effectively.

Understanding the 5-String Bass Guitar

A 5-string bass guitar adds an extra low string compared to a standard 4-string bass, making it a popular choice among modern bassists. The additional string allows for deeper bass tones and greater melodic range, enabling players to explore various musical genres such as jazz, rock, funk, and metal.

Standard Tuning of a 5-String Bass

The standard tuning for a 5-string bass guitar is as follows:

1. Low B (the lowest string)
2. E (the next string, similar to the lowest string of a 4-string bass)
3. A
4. D
5. G (the highest string)

This tuning provides a range from B1 to G4, allowing players to access both lower and higher notes more easily.

The Fretboard Layout

Understanding the fretboard layout is crucial for navigating the instrument efficiently. Each fret represents a half-step increase in pitch, and knowing the notes on each fret helps in playing scales, chords, and melodies.

Note Names on the Fretboard

To break down the notes on the 5-string bass, let's examine the notes on each string:

1. Low B String (B)

- Open string: B
- 1st fret: C
- 2nd fret: C
- 3rd fret: D
- 4th fret: D
- 5th fret: E
- 6th fret: F
- 7th fret: F
- 8th fret: G
- 9th fret: G
- 10th fret: A
- 11th fret: A
- 12th fret: B (octave)

2. E String

- Open string: E
- 1st fret: F
- 2nd fret: F
- 3rd fret: G
- 4th fret: G
- 5th fret: A
- 6th fret: A
- 7th fret: B
- 8th fret: C
- 9th fret: C
- 10th fret: D
- 11th fret: D
- 12th fret: E (octave)

3. A String

- Open string: A
- 1st fret: A
- 2nd fret: B

- 3rd fret: C
- 4th fret: C
- 5th fret: D
- 6th fret: D
- 7th fret: E
- 8th fret: F
- 9th fret: F
- 10th fret: G
- 11th fret: G
- 12th fret: A (octave)

4. D String

- Open string: D
- 1st fret: D
- 2nd fret: E
- 3rd fret: F
- 4th fret: F
- 5th fret: G
- 6th fret: G
- 7th fret: A
- 8th fret: A
- 9th fret: B
- 10th fret: C
- 11th fret: C
- 12th fret: D (octave)

5. G String

- Open string: G
- 1st fret: G
- 2nd fret: A
- 3rd fret: A
- 4th fret: B
- 5th fret: C
- 6th fret: C
- 7th fret: D
- 8th fret: D
- 9th fret: E
- 10th fret: F
- 11th fret: F
- 12th fret: G (octave)

Importance of a Fretboard Note Chart

A fretboard note chart is vital for several reasons, including:

1. Improved Navigation: Understanding where notes are located allows bassists to navigate the fretboard with confidence.
2. Scales and Modes: Knowledge of the fretboard is essential for playing scales and modes, facilitating improvisation and composition.

3. Chord Construction: Familiarity with the notes on the fretboard helps in constructing and playing various chords.
4. Transposition: Knowing the locations of notes enables easy transposition of songs to different keys.
5. Musical Communication: It helps bassists communicate more effectively with other musicians by understanding musical terminology related to notes and chords.

Tips for Learning the Fretboard

Memorizing the notes on the fretboard can be a daunting task, but employing certain strategies can make the process easier and more effective.

1. Use Visual Aids

Creating or downloading a visual fretboard chart can help you associate the notes with their respective frets and strings.

2. Practice with Scales

Practicing scales is an excellent way to reinforce your knowledge of the notes on the fretboard. Start with simple scales like the major and minor scales, then progress to more complex ones.

3. Play Along with Songs

Choose songs that you enjoy and figure out the bass lines by ear. This will help you to recognize notes and their locations in a musical context.

4. Use Mnemonics

Create mnemonic devices to help remember the note names. For example, for the open strings (B, E, A, D, G), use the phrase "Big Elephants And Donkeys Grow."

5. Regular Practice

Consistency is key. Set aside time each day to practice identifying notes on the fretboard until you feel comfortable.

Conclusion

The 5 string bass guitar fretboard note chart is an indispensable tool for any bassist looking to deepen their understanding of the instrument. By familiarizing yourself with the layout of the fretboard, utilizing practice strategies, and embracing the versatility that a 5-string bass offers, you can significantly enhance your playing skills. Whether you're a beginner or an experienced player, investing time in understanding the notes on your fretboard will ultimately lead to greater musical expression and creativity. Happy playing!

Frequently Asked Questions

What is a 5 string bass guitar fretboard note chart?

A 5 string bass guitar fretboard note chart is a visual representation that shows the notes corresponding to each fret on a 5 string bass guitar, helping players identify the notes they can play.

Why is it important to use a fretboard note chart?

Using a fretboard note chart is important for beginners and experienced players alike as it aids in learning the notes, improving finger positioning, and enhancing overall music theory knowledge.

What are the standard tunings for a 5 string bass guitar?

The standard tuning for a 5 string bass guitar is typically B-E-A-D-G, which adds a low B string to the standard E-A-D-G tuning of a 4 string bass.

How can a fretboard note chart help with improvisation?

A fretboard note chart helps with improvisation by providing a visual layout of notes and scales, allowing players to quickly find and play different notes and create melodies on the fly.

Are there different types of fretboard note charts available?

Yes, there are various types of fretboard note charts, including ones that show only the notes, those that include scales, and charts that highlight different modes and intervals.

Can I create my own 5 string bass guitar fretboard note chart?

Absolutely! You can create your own fretboard note chart by mapping out the notes on a blank template or using online tools to customize it according to your preferences.

Where can I find a 5 string bass guitar fretboard note chart?

You can find 5 string bass guitar fretboard note charts online on music education websites, guitar forums, or by searching for downloadable PDFs and images.

How do I read a 5 string bass guitar fretboard note chart?

To read a 5 string bass guitar fretboard note chart, identify the strings from lowest to highest, then follow the frets to see which note corresponds to each fret position on each string.

What is the benefit of learning the notes on a fretboard?

Learning the notes on a fretboard enhances your ability to understand music theory, improvise, compose, and communicate with other musicians more effectively.

Is it necessary to memorize the fretboard notes?

While it's not absolutely necessary, memorizing the fretboard notes can significantly improve your playing agility, musicality, and confidence when performing or composing music.

Find other PDF article:

<https://soc.up.edu.ph/33-gist/Book?ID=CCv17-1196&title=integrated-forest-gardening-wayne-weise-man.pdf>

5 String Bass Guitar Fretboard Note Chart

	-	
--	---	--

Aug 19, 2024 · 1 5 5 2 2 1000 800 80% 2 ...

2025 7월 RTX 5060

Jun 30, 2025 · 1080P/2K/4K RTX 5060 25

□□□□“●”□□□□ - □□□□

Dec 27, 2022 · Word“•”WordWPS
WordWPS ...


































[illegible]

Aug 15, 2014 · bigbang[bigbang] BigBang [bigbang] Ye the finally I realize that I'm nothing without you I was so ...

2025□□□□□□CPU□□□□7□□

[illegible]

2025□□□□□□Gopro 13□□ation 5 Pro□Insta360 □□ ...

Jan 14, 2025 ·                                 

□□□**1~12**□□□□□□□□ □□□□

□□□1~12□□□□□□ 1□Jan. January □□□ 2□Feb. February □□□ 3□Mar. March □□□ 4□Apr. April □□□ 5□May

Unlock your musical potential with our 5 string bass guitar fretboard note chart! Learn more about notes

[Back to Home](#)