




# 7 Learning Styles Worksheet

How do you learn better? What is your learning style?			
	 Visual Learner	 Auditory Learner	 Kinesthetic Learner
Likes	pictures photographs appearances to sit in front of the room to use list of organized thoughts to think primarily in pictures to learn reading and writing to take detailed notes to see it to know it written directions to write key words to make lists to copy what's on the board to use flashcards to use highlighters, underlining, etc. to watch videos	to sing to listen and talk aloud to play an instrument to enjoy discussion to speak in class verbal direction verbal reinforcement group activities to reading aloud to put information into a rhythmic pattern such as rap, poem, or song to read slowly to watch videos to repeat facts with eyes closed	to move around to touch objects to use hands and bodies physical activities (sports, dance) demonstrations to think in terms of physical action to explore the environment to remember by using tools, building models and manipulating things science experiments, construction games, arts and crafts feeling, discovery and action
Jobs	visual artists, inventors, architects, interior designers, mechanics, engineers, navigators, sculptors	Writer, journalist, teacher, lawyer, politician, blogger, translator, poet	Dancers, physical education teachers, actors, firefighters, athletes, mimes
Other	Teach them how to highlight important ideas They are very sensitive to the teacher's attitude Write important ideas on the board Strong sense of colours Write things down and display around the house Create visual reminders of auditory info Use mind maps to summarize large tracts of information	Be good at explaining. Remember names. Be good at grammar and foreign language. Read slowly. Follow spoken directions well. Have trouble keeping quiet for long periods. Enjoy acting, being on stage. Auditory Learners Can Benefit from: Using word association to remember facts and lines. Recording lectures. Participating in group discussions. Using audiotapes for language practice. Taping notes after writing them.	Do well with role play They are good at sport and dance They a hard time sitting and listening Let them use hand and bodies as much as possible Learn through emotions, touch, movement and space Master skills through imitation and practice Remember who did what in the past, rather than what they said or how they looked. Talk fast using hands to communicate Take frequent breaks when studying Get restless during long lectures Comfortable touching others as a gesture of friendship Prefer participating actively rather than watching video or reading from a book Studies effectively laying on floor or bed, fidgeting, tapping fingers or touching objects

**7 LEARNING STYLES WORKSHEET** IS AN ESSENTIAL EDUCATIONAL TOOL DESIGNED TO HELP LEARNERS IDENTIFY THEIR PREFERRED METHODS OF ABSORBING INFORMATION. RECOGNIZING THAT EACH INDIVIDUAL HAS UNIQUE APPROACHES TO LEARNING CAN SIGNIFICANTLY ENHANCE THE EDUCATIONAL EXPERIENCE, MAKING IT NOT ONLY MORE ENJOYABLE BUT ALSO MORE EFFECTIVE. BY UNDERSTANDING THESE DIVERSE LEARNING STYLES, EDUCATORS AND STUDENTS CAN WORK TOGETHER TO TAILOR LESSONS THAT RESONATE WITH EACH LEARNER, ULTIMATELY IMPROVING RETENTION AND COMPREHENSION.

## UNDERSTANDING LEARNING STYLES

LEARNING STYLES REFER TO THE DIFFERENT WAYS IN WHICH INDIVIDUALS PROCESS INFORMATION. THE CONCEPT SUGGESTS THAT PEOPLE HAVE PREFERRED METHODS FOR RECEIVING AND ORGANIZING INFORMATION, WHICH CAN BE CATEGORIZED INTO VARIOUS

STYLES. THE MOST WIDELY RECOGNIZED FRAMEWORK FOR LEARNING STYLES INCLUDES:

- **VISUAL LEARNERS:** PREFER USING IMAGES, DIAGRAMS, AND CHARTS.
- **AUDITORY LEARNERS:** LEARN BEST THROUGH LISTENING TO LECTURES, DISCUSSIONS, AND AUDIO MATERIALS.
- **KINESTHETIC LEARNERS:** PREFER HANDS-ON EXPERIENCES AND PHYSICAL ACTIVITIES.
- **READING/WRITING LEARNERS:** FAVOR READING AND WRITING AS THEIR PRIMARY MEANS OF LEARNING.
- **SOCIAL LEARNERS:** THRIVE IN GROUP SETTINGS AND COLLABORATIVE ENVIRONMENTS.
- **SOLITARY LEARNERS:** PREFER INDEPENDENT STUDY AND SELF-REFLECTION.
- **LOGICAL LEARNERS:** ENJOY STRUCTURED, LOGICAL APPROACHES TO PROBLEM-SOLVING.

UNDERSTANDING THESE LEARNING STYLES CAN GREATLY BENEFIT BOTH EDUCATORS AND STUDENTS. BY INCORPORATING A VARIETY OF TEACHING METHODS THAT CATER TO DIFFERENT PREFERENCES, EDUCATORS CAN CREATE A MORE INCLUSIVE CLASSROOM ENVIRONMENT.

## THE IMPORTANCE OF LEARNING STYLES WORKSHEETS

A LEARNING STYLES WORKSHEET SERVES AS A PRACTICAL TOOL FOR STUDENTS TO ASSESS THEIR OWN LEARNING PREFERENCES. THESE WORKSHEETS TYPICALLY INCLUDE QUESTIONS OR ACTIVITIES THAT HELP INDIVIDUALS REFLECT ON HOW THEY LEARN BEST. HERE ARE SEVERAL REASONS WHY UTILIZING A LEARNING STYLES WORKSHEET IS BENEFICIAL:

### 1. SELF-DISCOVERY

LEARNING STYLES WORKSHEETS ENCOURAGE STUDENTS TO EXPLORE THEIR OWN PREFERENCES, LEADING TO GREATER SELF-AWARENESS. BY IDENTIFYING THEIR LEARNING STYLE, STUDENTS CAN TAKE CONTROL OF THEIR EDUCATIONAL JOURNEY AND SEEK OUT METHODS THAT ALIGN WITH THEIR STRENGTHS.

### 2. TAILORED LEARNING EXPERIENCE

ONCE STUDENTS UNDERSTAND THEIR LEARNING PREFERENCES, THEY CAN TAILOR THEIR STUDY HABITS ACCORDINGLY. FOR EXAMPLE, A VISUAL LEARNER MAY CHOOSE TO CREATE MIND MAPS OR FLASHCARDS, WHILE AN AUDITORY LEARNER MIGHT BENEFIT FROM LISTENING TO RECORDED LECTURES.

### 3. IMPROVED ACADEMIC PERFORMANCE

WHEN STUDENTS ENGAGE WITH MATERIAL IN A WAY THAT ALIGNS WITH THEIR LEARNING STYLE, THEY ARE LIKELY TO RETAIN INFORMATION BETTER AND PERFORM WELL ACADEMICALLY. THIS TAILORED APPROACH CAN LEAD TO HIGHER GRADES AND A MORE POSITIVE ATTITUDE TOWARD LEARNING.

## 4. ENHANCED COMMUNICATION

UNDERSTANDING DIFFERENT LEARNING STYLES PROMOTES BETTER COMMUNICATION BETWEEN EDUCATORS AND STUDENTS. TEACHERS CAN USE THIS INFORMATION TO ADJUST THEIR TEACHING METHODS, ENSURING THAT ALL STUDENTS HAVE THE OPPORTUNITY TO SUCCEED.

## 5. COLLABORATION AND GROUP WORK

IN GROUP SETTINGS, AWARENESS OF DIVERSE LEARNING STYLES CAN FOSTER COLLABORATION. TEAM MEMBERS CAN LEVERAGE EACH OTHER'S STRENGTHS, CREATING A MORE DYNAMIC AND EFFECTIVE LEARNING ENVIRONMENT.

## CREATING A LEARNING STYLES WORKSHEET

CREATING AN EFFECTIVE LEARNING STYLES WORKSHEET INVOLVES SEVERAL KEY COMPONENTS. HERE'S A STEP-BY-STEP GUIDE TO HELP EDUCATORS DEVELOP THEIR OWN WORKSHEETS:

### STEP 1: IDENTIFY LEARNING STYLES

BEGIN BY OUTLINING THE DIFFERENT LEARNING STYLES YOU WANT TO INCLUDE IN YOUR WORKSHEET. THE SEVEN LEARNING STYLES MENTIONED EARLIER CAN SERVE AS A FOUNDATION.

### STEP 2: DEVELOP QUESTIONS

CREATE A SERIES OF QUESTIONS THAT HELP STUDENTS REFLECT ON THEIR LEARNING PREFERENCES. HERE ARE SOME EXAMPLES:

- DO YOU PREFER TO SEE INFORMATION PRESENTED VISUALLY, SUCH AS IN GRAPHS OR CHARTS?
- WHEN STUDYING, DO YOU FIND IT HELPFUL TO READ TEXTS ALOUD OR LISTEN TO RECORDINGS?
- DO YOU REMEMBER THINGS BETTER WHEN YOU WRITE THEM DOWN?
- DO YOU LEARN BEST THROUGH HANDS-ON ACTIVITIES OR PRACTICAL APPLICATIONS?

### STEP 3: INCLUDE ACTIVITIES

INCORPORATE ENGAGING ACTIVITIES THAT ALLOW STUDENTS TO APPLY THEIR LEARNING STYLES. FOR INSTANCE, YOU COULD ASK THEM TO CREATE A VISUAL REPRESENTATION OF A CONCEPT OR PARTICIPATE IN A GROUP DISCUSSION.

### STEP 4: PROVIDE REFLECTION SPACE

ALLOCATE SECTIONS IN THE WORKSHEET FOR STUDENTS TO WRITE DOWN THEIR THOUGHTS AND REFLECTIONS ON THEIR LEARNING STYLES. THIS CAN HELP SOLIDIFY THEIR UNDERSTANDING AND ENCOURAGE PERSONAL GROWTH.

## STEP 5: REVIEW AND REVISE

ONCE THE WORKSHEET IS CREATED, SEEK FEEDBACK FROM COLLEAGUES OR STUDENTS TO ENSURE CLARITY AND EFFECTIVENESS. MAKE ANY NECESSARY REVISIONS TO IMPROVE THE WORKSHEET'S USABILITY.

## USING THE 7 LEARNING STYLES WORKSHEET EFFECTIVELY

TO MAXIMIZE THE BENEFITS OF A LEARNING STYLES WORKSHEET, CONSIDER THE FOLLOWING STRATEGIES:

### 1. INCORPORATE INTO CURRICULUM

INTEGRATE THE WORKSHEET INTO YOUR CURRICULUM AT THE BEGINNING OF THE SCHOOL YEAR OR SEMESTER. THIS APPROACH ALLOWS STUDENTS TO UNDERSTAND THEIR LEARNING STYLES FROM THE OUTSET AND APPLY THEM AS THEY PROGRESS.

### 2. ENCOURAGE OPEN DISCUSSION

FACILITATE OPEN DISCUSSIONS ABOUT LEARNING STYLES IN THE CLASSROOM. ENCOURAGE STUDENTS TO SHARE THEIR EXPERIENCES AND PREFERENCES, FOSTERING A SENSE OF COMMUNITY AND COLLABORATION.

### 3. REGULARLY REASSESS

LEARNING PREFERENCES CAN EVOLVE OVER TIME. ENCOURAGE STUDENTS TO REVISIT THEIR WORKSHEETS PERIODICALLY TO REASSESS THEIR LEARNING STYLES AND ADAPT THEIR STUDY HABITS ACCORDINGLY.

### 4. PROVIDE RESOURCES

OFFER RESOURCES TAILORED TO EACH LEARNING STYLE. FOR INSTANCE, RECOMMEND PODCASTS FOR AUDITORY LEARNERS OR ONLINE COURSES WITH VISUAL COMPONENTS FOR VISUAL LEARNERS.

### 5. FOSTER A SUPPORTIVE ENVIRONMENT

CREATE AN ENVIRONMENT WHERE STUDENTS FEEL COMFORTABLE EXPLORING DIFFERENT LEARNING STRATEGIES. SUPPORT THEIR EFFORTS TO FIND WHAT WORKS BEST FOR THEM, REGARDLESS OF THEIR INITIAL LEARNING STYLE.

## CONCLUSION

INCORPORATING A **7 LEARNING STYLES WORKSHEET** INTO EDUCATIONAL SETTINGS CAN PROFOUNDLY IMPACT STUDENTS' LEARNING EXPERIENCES. BY IDENTIFYING AND UNDERSTANDING THEIR PREFERRED LEARNING METHODS, STUDENTS CAN TAKE CHARGE OF THEIR EDUCATION, LEADING TO IMPROVED PERFORMANCE AND A MORE ENGAGING ACADEMIC JOURNEY. TEACHERS ALSO BENEFIT FROM THIS AWARENESS, AS IT ALLOWS THEM TO CREATE A MORE INCLUSIVE AND SUPPORTIVE LEARNING ENVIRONMENT THAT CATERS TO DIVERSE NEEDS. ULTIMATELY, EMBRACING THE CONCEPT OF LEARNING STYLES CAN TRANSFORM THE WAY EDUCATION IS DELIVERED AND RECEIVED, PAVING THE WAY FOR LIFELONG LEARNING AND PERSONAL GROWTH.

# FREQUENTLY ASKED QUESTIONS

## WHAT ARE THE 7 LEARNING STYLES OUTLINED IN THE WORKSHEET?

THE 7 LEARNING STYLES ARE VISUAL, AUDITORY, KINESTHETIC, READING/WRITING, INTERPERSONAL, INTRAPERSONAL, AND LOGICAL.

## HOW CAN I DETERMINE MY DOMINANT LEARNING STYLE USING THE WORKSHEET?

YOU CAN DETERMINE YOUR DOMINANT LEARNING STYLE BY COMPLETING THE WORKSHEET'S ASSESSMENT SECTION, WHERE YOU'LL ANSWER QUESTIONS ABOUT YOUR PREFERENCES AND ACTIVITIES.

## ARE THE 7 LEARNING STYLES BASED ON SCIENTIFIC RESEARCH?

WHILE THE CONCEPT OF LEARNING STYLES IS POPULAR, MANY STUDIES SUGGEST THAT THERE IS LIMITED SCIENTIFIC EVIDENCE TO SUPPORT THE EFFECTIVENESS OF TAILORING EDUCATION TO LEARNING STYLES.

## CAN THE 7 LEARNING STYLES WORKSHEET BE USED IN GROUP SETTINGS?

YES, THE WORKSHEET CAN BE EFFECTIVELY USED IN GROUP SETTINGS TO HELP PARTICIPANTS UNDERSTAND THEIR OWN LEARNING PREFERENCES AND APPRECIATE THE DIVERSITY OF LEARNING STYLES AMONG PEERS.

## WHAT ACTIVITIES CAN I DO TO SUPPORT EACH LEARNING STYLE FOUND IN THE WORKSHEET?

ACTIVITIES MAY INCLUDE VISUAL AIDS FOR VISUAL LEARNERS, DISCUSSIONS FOR AUDITORY LEARNERS, HANDS-ON EXPERIMENTS FOR KINESTHETIC LEARNERS, READING ASSIGNMENTS FOR READING/WRITING LEARNERS, GROUP PROJECTS FOR INTERPERSONAL LEARNERS, SELF-REFLECTION FOR INTRAPERSONAL LEARNERS, AND LOGIC PUZZLES FOR LOGICAL LEARNERS.

## IS IT BENEFICIAL TO ADAPT TEACHING METHODS BASED ON LEARNING STYLES?

ADAPTING TEACHING METHODS CAN ENHANCE ENGAGEMENT AND UNDERSTANDING, BUT IT'S ESSENTIAL TO COMBINE APPROACHES AND NOT RELY SOLELY ON LEARNING STYLES FOR EFFECTIVE TEACHING.

## WHERE CAN I FIND A PRINTABLE VERSION OF THE 7 LEARNING STYLES WORKSHEET?

PRINTABLE VERSIONS OF THE 7 LEARNING STYLES WORKSHEET CAN OFTEN BE FOUND ON EDUCATIONAL WEBSITES, TEACHER RESOURCE PLATFORMS, OR BY SEARCHING FOR FREE DOWNLOADABLE WORKSHEETS ONLINE.

## HOW CAN EDUCATORS USE THE 7 LEARNING STYLES WORKSHEET TO IMPROVE THEIR TEACHING?

EDUCATORS CAN USE THE WORKSHEET TO IDENTIFY THEIR STUDENTS' LEARNING PREFERENCES AND TAILOR THEIR TEACHING STRATEGIES TO INCLUDE A VARIETY OF METHODS THAT APPEAL TO DIFFERENT STYLES.

## ARE THERE ANY ONLINE TOOLS THAT COMPLEMENT THE 7 LEARNING STYLES WORKSHEET?

YES, THERE ARE VARIOUS ONLINE QUIZZES AND ASSESSMENTS AVAILABLE THAT CAN HELP INDIVIDUALS FURTHER EXPLORE THEIR LEARNING STYLES AND PROVIDE ADDITIONAL RESOURCES TAILORED TO THEIR PREFERENCES.

Find other PDF article:

<https://soc.up.edu.ph/23-write/files?dataid=BCN79-9186&title=free-printable-worksheets-for-14-year-olds.pdf>

## 7 Learning Styles Worksheet

□□□□□□□□□□□□7□□□□□□6□□ - □□

[illegible]

**2025 7 CPU 9 9950X3D -**

Jun 30, 2025 · 7500F 7500F13600KF1080P7500F ...

2025 7 ...

2025 7 8 9400 8 Gen3 9200 ...

□□□1~12□□□□□□□□ □□□□

1~12 1 Jan. January 2 Feb. February 3 Mar. March 4 Apr. April 5 May  
 6 Jun. June 7 Jul. July 8 ...

-

2011 年 1 月 ...

**2025年CPU7 - 年**

[illegible][illegible]

Oct 3, 2024 · [\[REDACTED\]](#) [\[REDACTED\]](#) 1. [\[REDACTED\]/gamemode survival](#) 2. [\[REDACTED\]](#)  
[/gamemode creative](#) [\[REDACTED\]](#) ...

□□□□□□1□30 - □□□□

[illegible]

**2025 7월 RTX 5060**

Jun 30, 2025 · 1080P/2K/4K RTX 5060 25

		-									
--	--	---	--	--	--	--	--	--	--	--	--

2011 1 ...

□□□□□□□□□□□□7□□□□□□6□□ - □□

00000000 0000000000000000 0000000000000000 0000 0000 00000070000000000000000000000000 0000  
 ...

**2025 7 CPU 9 9950X3D -**

Jun 30, 2025 · 7500F 7500F 13600KF 1080P 7500F ...

2025年7月...  
2025年7月...8月...9400...8 Gen3...  
9200...

1~12...  
1~12... 1Jan. January 2Feb. February 3Mar. March 4Apr. April 5May  
6Jun. June 7Jul. July 8...

- ...  
2011 1 ...  
...

2025CPU7 -  
Jul 1, 2025 · 2025CPU...CPU...CPU...CPU...CPU...CPU...  
CPU...

- ...  
Oct 3, 2024 · ... 1. /gamemode survival 2. /gamemode creative ...

130 -  
1-30: ... 31-50 10-80: ...  
...

2025 7 RTX 5060  
Jun 30, 2025 · 1080P/2K/4K...RTX 5060...25...

- ...  
2011 1 ...  
...

Unlock your potential with our '7 learning styles worksheet'! Explore diverse learning methods and enhance your study skills. Discover how today!

[Back to Home](#)