






# 5 Senses In English Writing

Name \_\_\_\_\_

## 5 Senses Words

Directions: Write as many descriptive words as you can for each of the five senses.

<u>Sight</u> 	<u>Smell</u> 	<u>Hearing</u> 	<u>Taste</u> 	<u>Touch</u> 

© Vibron Teaching 2020

5 senses in English writing are essential tools for creating vivid imagery and engaging narratives. When writers effectively incorporate the five senses—sight, sound, smell, taste, and touch—into their work, they transport readers into the world they are creating. This article will explore each of the five senses in detail, discussing their significance in English writing and providing practical tips on how to harness their power to enhance storytelling.

## Understanding the Five Senses

The five senses are the primary channels through which we experience the world. They allow us to perceive our environment and make sense of our experiences. In writing, these senses serve as a bridge between the reader and the narrative, enabling a more immersive experience. The senses can evoke emotions, create atmosphere, and build deeper connections with characters and settings. Here's a closer look at each sense.

### Sight

Sight is often considered the most dominant sense in writing. It allows readers to visualize the scenes, characters, and actions described in the text. Effective use of visual imagery can make a story more relatable and engaging.

Tips for Incorporating Sight in Writing:

1. **Use Descriptive Language:** Choose vibrant adjectives and strong verbs to paint a picture. For example, instead of saying "the flower was pretty," you might say, "the flower bloomed in a riot of crimson and gold, its petals shimmering in the sunlight."
2. **Create Vivid Settings:** When describing a location, consider all the elements that contribute to its appearance, such as color, light, and texture. For instance, "The old library stood in the corner, its dusty shelves lined with ancient tomes, the sunlight streaming through the stained glass windows casting colorful patterns on the wooden floor."
3. **Focus on Details:** Small details can be incredibly powerful. Instead of broad descriptions, zoom in on specific aspects. For example, "Her eyes were the color of stormy seas, flecked with hints of green that sparkled like sunlight on water."

## Sound

Sound plays a crucial role in creating ambiance and tension in writing. It can evoke memories, set the mood, and enhance the emotional impact of a scene.

Tips for Incorporating Sound in Writing:

1. **Utilize Onomatopoeia:** Words that imitate sounds can bring scenes to life. For example, "the clock ticked loudly, echoing in the silence like a countdown to the inevitable."
2. **Describe Background Noise:** Consider the auditory environment of your scene. Is there a bustling crowd, the rustle of leaves, or a distant thunder? These sounds can add depth to your writing. For instance, "The city buzzed with life, honking cars and chattering pedestrians creating a symphony of chaos."
3. **Character Voices:** Pay attention to how characters speak. Their tone, volume, and manner of speaking can reveal much about their personalities. For instance, "His voice was low and gravelly, each word carefully measured, as if he were weighing the impact of every syllable."

## Smell

Smell is a powerful sense that can trigger memories and emotions. In writing, scents can evoke nostalgia, create a sense of place, or signify danger.

Tips for Incorporating Smell in Writing:

1. **Use Evocative Descriptions:** Describe scents in a way that evokes feelings. For example, "The aroma of freshly baked bread wafted through the air, wrapping around her like a warm hug from her grandmother."
2. **Connect Smells to Emotions:** Certain scents can elicit strong emotional responses. Consider how a character might react to a familiar smell. For instance, "The sharp scent of gunpowder made his stomach churn, bringing back memories of a battlefield he had fought to forget."
3. **Create Atmosphere:** Scents can establish the mood of a scene. For example, "The musty smell of damp earth filled the air, hinting at the impending storm that loomed overhead."

## Taste

Taste is often underutilized in writing, but it can be a powerful way to evoke sensory experiences. Describing flavors can transport readers to a moment in time or convey cultural significance.

Tips for Incorporating Taste in Writing:

1. **Be Specific:** When describing food or drink, use precise language to convey flavors. Instead of saying "the soup was good," try "the soup was a rich blend of spices, each spoonful bursting with the warmth of cumin and the sharpness of coriander."
2. **Connect Taste to Memories:** Food is often tied to specific memories or emotions. Explore how flavors can bring back nostalgia or create a sense of belonging. For example, "The tang of lemon meringue pie reminded her of summer afternoons spent in her grandmother's kitchen, laughter mixing with the sweet scent of sugar."
3. **Create a Sensory Experience:** Engage multiple senses when describing taste. For instance, "The chocolate melted on her tongue, smooth and rich, with a hint of bitterness that lingered long after the last bite."

## Touch

Touch is a sense that can convey intimacy, tension, and physicality in writing. Describing textures and sensations can make scenes more visceral and relatable.

Tips for Incorporating Touch in Writing:

1. **Describe Textures:** Use sensory details to describe how things feel. For example, "The blanket was soft and warm against her skin, enveloping her in comfort as she sank deeper into the couch."

2. **Explore Physical Interactions:** Describe how characters interact physically with their environment or each other. This can add emotional depth to a scene. For instance, "He grasped her hand firmly, his touch both reassuring and possessive, a silent promise of protection."

3. **Convey Emotions through Touch:** Touch can express feelings that words cannot. Consider how a gentle caress or a firm grip can communicate love, anger, or fear. For example, "Her fingers brushed against the cold metal of the doorknob, hesitation creeping in as the chill seeped into her bones."

## **The Importance of Using the Five Senses in English Writing**

Incorporating the five senses into writing is not merely an aesthetic choice; it is a vital strategy for engaging readers and enriching storytelling. Here are some key reasons why using the five senses is important:

1. **Enhances Imagery:** Sensory details create vivid images in readers' minds, making the narrative more dynamic and memorable.
2. **Evokes Emotions:** Engaging the senses can elicit strong emotional responses, allowing readers to connect with characters and situations on a deeper level.
3. **Establishes Atmosphere:** Sensory details can set the tone and mood of a scene, immersing readers in the world of the story.
4. **Builds Character Depth:** Sensory experiences can reveal character traits, motivations, and backgrounds, adding complexity to the narrative.
5. **Creates Realism:** Realistic sensory descriptions can make scenes more believable, grounding the narrative in the physical world.

## **Conclusion**

In conclusion, the five senses in English writing are invaluable assets for any writer. By skillfully incorporating sight, sound, smell, taste, and touch into their narratives, writers can create rich, immersive experiences that resonate with readers. Utilizing these senses not only enhances the imagery and emotional depth of a story but also fosters a stronger connection between the reader and the text. Whether you are crafting a novel, a short story, or even poetry, embracing the five senses can elevate your writing to new heights, allowing your audience to fully engage with the world you create. So the next time you sit down to write, remember to unleash the power of the five senses and watch your storytelling flourish.

# Frequently Asked Questions

## **What are the five senses commonly referenced in English writing?**

The five senses are sight, sound, smell, taste, and touch.

## **How can incorporating the five senses enhance descriptive writing?**

Incorporating the five senses creates vivid imagery, allowing readers to experience the scene more fully and connect emotionally with the narrative.

## **Can you give an example of using all five senses in a single sentence?**

The aroma of freshly baked bread (smell) wafted through the air, while the golden crust (sight) crackled under my fingers (touch) as I took a bite (taste), accompanied by the warm chatter of friends nearby (sound).

## **Why is it important to balance sensory details in writing?**

Balancing sensory details prevents overwhelming the reader and maintains a flow that keeps the narrative engaging and relatable.

## **How can writers effectively use the sense of sound in their descriptions?**

Writers can use auditory imagery, like onomatopoeia or descriptive phrases, to evoke sounds that enhance the mood or setting, such as the rustling leaves or distant thunder.

## **What role does the sense of touch play in character development?**

The sense of touch can reveal a character's emotions and state of mind, such as a trembling hand indicating fear or a firm grip showing determination.

## **How can writers use the sense of smell to evoke memories?**

Smells can trigger vivid memories or emotions, allowing writers to connect characters to their pasts or create a nostalgic atmosphere through specific scents.

## **What is a common mistake writers make when using the five senses?**

A common mistake is overloading descriptions with sensory details, which can distract or confuse the reader instead of enhancing the narrative.

## **How can sensory details influence the mood of a scene?**

Sensory details can set the mood by creating an immersive atmosphere; for instance, dark, heavy scents and



