

4th Step Worksheet Joe And Charlie

FOURTH STEP INVENTORY: RESENTMENTS

1. Resentful At	2. The Cause	3. Affects My												4. Where was I to blame? (My Part)
People; Places; Ideas; Institutions	What action was taken that makes me angry/hurt?	Self Esteem	Wills	Emotional Stability	Workbook	Ambitions	Personal Beliefs	Self Beliefs	Self Beliefs	Selfish	Self Beliefs	Selfish	Self Beliefs	The Nature of Our Wrong

4th Step Worksheet Joe and Charlie is a vital tool used in the context of Alcoholics Anonymous (AA) and other 12-step programs. Developed by Joe McQ and Charlie P. in the 1980s, this worksheet is designed to facilitate the fourth step of the recovery process, which involves making a searching and fearless moral inventory of oneself. This step is crucial for individuals seeking to overcome addiction, as it helps them confront their past behavior, understand the impact of their actions on themselves and others, and begin the process of healing and change. This article will explore the significance of the 4th Step Worksheet, its structure, how to effectively use it, and the insights it can provide.

Understanding the 4th Step in the 12-Step Program

The 12-step program, originally developed by Alcoholics Anonymous, serves as a framework for individuals seeking recovery from addiction, compulsive behaviors, or other personal challenges. The fourth step is particularly important as it encourages individuals to reflect on their lives, acknowledge their shortcomings, and identify patterns of behavior that contribute to their struggles.

The Purpose of the 4th Step

The primary purpose of the fourth step is to foster self-awareness and

accountability. By conducting a thorough inventory of their actions, thoughts, and feelings, individuals can:

- Recognize the consequences of their behaviors.
- Identify relationships or situations that triggered their addiction.
- Understand emotional patterns and responses.
- Begin the process of self-forgiveness and healing.

Key Components of the 4th Step

The fourth step consists of several critical components, including:

1. **Fearless Self-Inventory:** Participants are encouraged to document their thoughts, actions, and feelings without sugarcoating or minimizing their experiences.
2. **Identification of Patterns:** Recognizing recurring themes, behaviors, or situations that have led to negative consequences in their lives.
3. **Acknowledgment of Wrongdoings:** Accepting personal responsibility for actions taken and their impacts on others.
4. **Emotional Reflection:** Understanding the emotions tied to past actions and how they contributed to the cycle of addiction.

Overview of the Joe and Charlie 4th Step Worksheet

The 4th Step Worksheet created by Joe and Charlie serves as a structured guide for individuals to complete their inventories. It breaks down the process into manageable parts, making it easier for users to navigate their reflections. The worksheet typically includes several sections that prompt users to explore different areas of their lives.

Structure of the Worksheet

The worksheet is organized into multiple components, often divided into sections such as:

1. **Personal Information:** Basic details about the individual, including name, date, and relevant background information.
2. **Resentments:** A key part of the inventory where individuals list people, institutions, or situations that have caused them anger or frustration. This section often includes:
 - The name of the person or entity.
 - The nature of the resentment.
 - How it affected the individual.

- Personal responsibility in the situation.

3. Fears: This section allows individuals to explore their fears and how these fears may have contributed to their addiction or negative behaviors. Users typically list:

- Specific fears.
- The impact of these fears on their lives.
- How they have coped with these fears.

4. Sexual Conduct: In this section, users reflect on their sexual behaviors and relationships, addressing any regrets or harmful actions. This includes:

- Past relationships.
- Patterns of behavior in sexual conduct.
- The impact of these actions on themselves and others.

5. Other Areas: Additional sections may address various life aspects, including but not limited to:

- Personal relationships.
- Work and financial habits.
- Spiritual beliefs.

Using the Worksheet Effectively

To maximize the effectiveness of the Joe and Charlie 4th Step Worksheet, individuals should consider the following tips:

1. Set a Safe Environment: Find a quiet and comfortable space where you can reflect without distractions.
2. Be Honest and Open: Approach the worksheet with complete honesty. The goal is self-discovery, not self-judgment.
3. Take Your Time: Don't rush through the inventory. Allow yourself the time to reflect deeply on each aspect.
4. Seek Support: Consider sharing your reflections with a trusted sponsor or therapist who can provide guidance and support.
5. Review Regularly: Revisiting the worksheet periodically can help you track your growth and understand ongoing patterns.

The Impact of the 4th Step Worksheet

Completing the 4th Step Worksheet can have a profound impact on an individual's recovery journey. By engaging in this process, individuals often experience:

Increased Self-Awareness

The worksheet encourages deep reflection, leading to greater self-awareness. Individuals can identify underlying issues that contribute to their addiction and begin to understand their motivations and triggers.

Emotional Release

Confronting past resentments and fears can lead to emotional catharsis. Many individuals report feeling lighter and more liberated after addressing their feelings through the worksheet.

Improved Relationships

By acknowledging wrongdoings and understanding their impact on others, individuals can begin to mend broken relationships and cultivate healthier interactions moving forward.

Foundation for Future Steps

The insights gained from the 4th Step Worksheet serve as a foundation for the subsequent steps in the 12-step program. It prepares individuals for the fifth step, where they will share their inventory with a trusted person, furthering their journey toward healing and recovery.

Final Thoughts

The 4th Step Worksheet Joe and Charlie is a powerful tool within the 12-step recovery framework. It helps individuals confront their past, recognize patterns in their behavior, and take steps toward healing. By engaging in a thorough moral inventory, individuals can gain valuable insights into their lives, paving the way for personal growth and improved relationships. As with any aspect of recovery, the journey is personal and unique, but the 4th Step Worksheet provides a structured path for those willing to embark on that journey.

Frequently Asked Questions

What is the purpose of the 4th step worksheet in the Joe and Charlie method?

The 4th step worksheet is designed to help individuals identify and analyze their resentments, fears, and sexual conduct as part of the fourth step of

the 12-step recovery program.

How does the Joe and Charlie approach differ from other methods of doing the 4th step?

The Joe and Charlie approach emphasizes a structured format and a detailed examination of personal inventory, making it accessible and straightforward for those in recovery.

Can the 4th step worksheet be used for personal reflection outside of recovery programs?

Yes, many people use the principles outlined in the 4th step worksheet for personal growth and self-reflection, even outside of formal 12-step programs.

What are some key components of the 4th step worksheet?

Key components include sections for listing resentments, fears, sexual conduct, and an examination of personal relationships and patterns of behavior.

Is the 4th step worksheet meant to be completed alone or with a sponsor?

While it can be completed alone, it is often recommended to work through the worksheet with a sponsor or a trusted peer for guidance and support.

What should someone do if they feel overwhelmed by the 4th step worksheet?

If someone feels overwhelmed, they should take breaks, seek support from their sponsor or group, and remember that the process is meant to be gradual and self-paced.

Are there any resources or examples available for completing the 4th step worksheet?

Yes, many 12-step groups and recovery websites offer downloadable templates, examples, and guides for completing the 4th step worksheet effectively.

How can completing the 4th step worksheet contribute to long-term recovery?

Completing the 4th step worksheet fosters self-awareness and accountability, helping individuals to address underlying issues and patterns that may contribute to their addiction, thereby supporting long-term recovery.

Find other PDF article:

<https://soc.up.edu.ph/61-page/files?ID=jiZ43-2389&title=the-secret-language-of-birthdays-january-12.pdf>

4th Step Worksheet Joe And Charlie

New York Times - Top Stories

Live news, investigations, opinion, photos and video by the journalists of The New York Times from more than ...

Today's Paper - The New York Times

On Saturday, the Israeli military announced new airdrops of aid. 17h ago By Natan Odenheimer Saher Alghorra ...

U.S. News - The New York Times

Jul 22, 2025 · Trump is set to meet with the European Union's top official. This was featured in live coverage. By ...

The Headlines - The New York Times

5 days ago · Catch up on today's top stories, with insight and analysis from reporters all over the world. Listen ...

NYT > Top Stories - nytimes.com

A conspiracy theory many of them once dismissed has given Democrats a potent tool for exploiting G.O.P. divisions, ...

What is YouTube Music? - YouTube Music Help - Google Help

What is YouTube Music? With the YouTube Music app, you can watch music videos, stay connected to artists you love, and discover music and podcasts to enjoy on all your devices.

¿Qué es YouTube Music?

Descargas de música Actualmente, YouTube Music se encuentra disponible en estos países y regiones. Obtén más información sobre los beneficios de YouTube Music Premium o ...

Ayuda de YouTube Music - Google Help

Centro de asistencia oficial de YouTube Music donde puedes encontrar sugerencias y tutoriales para aprender a utilizar el producto y respuestas a otras preguntas ...

YouTube Music

YouTube Music Premium ...




YouTube Music Help

Official YouTube Music Help Center where you can find tips and tutorials on using YouTube Music and other answers to frequently asked questions.

Buscar música y podcasts en YouTube Music - Google Help

Cuando inicias sesión en YouTube Music con tu cuenta de Google, puedes consultar emisoras personalizadas y recomendaciones basadas en tu estado de ánimo, en tu actividad o en tu ...

YouTube Music ☐ ☐ ☐ ☐

YouTube Music  YouTube Music Premium   YouTube ...

YouTube Music Help - Google Help

Het officiële Helpcentrum van YouTube Music waar u tips en handleidingen voor het gebruik van het product en andere antwoorden op veelgestelde vragen kunt vinden.

S'inscrire à YouTube Premium ou à YouTube Music Premium

Les membres YouTube Music Premium et YouTube Premium peuvent toujours voir des stratégies de marque ou des promotions intégrées aux balados par le créateur. S'ils sont ajoutés ou ...

YouTube Music ☐ ☐ ☐

Google YouTube Music

Discover how the '4th Step Worksheet Joe and Charlie' can guide your recovery journey. Unlock insights and tools for personal growth. [Learn more!](#)

[Back to Home](#)